

COMMITTEE ON NATURAL RESOURCES
Disclosure Form
As required by and provided for in House Rule XI, clause 2(g) and
the Rules of the Committee on Natural Resources

"Obama Administration's Actions Against the Spruce Coal Mine: Canceled Permits, Lawsuits and Lost Jobs"
June 1, 2012

For Individuals:

1. Name:
2. Address:
3. Email Address:
4. Phone Number:

* * * * *

For Witnesses Representing Organizations:

1. Name:
The Honorable Karen A. Harbert
2. Name of Organization(s) You are Representing at the Hearing:
U.S. Chamber of Commerce's Institute for 21st Century Energy
3. Business Address:
1615 H Street Northwest, Washington, DC 20062
4. Business Email Address:
[Information redacted for privacy]
5. Business Phone Number:
[Information redacted for privacy]

Name/Organization: **Institute for 21st Century Energy, U.S. Chamber of Commerce**
Title/Date of Hearing: **“Obama Administration’s Actions Against the Spruce Coal Mine: Cancelled Permits, Lawsuits and Lost Jobs” on Friday, June 1, 2012**

a. Any training or educational certificates, diplomas or degrees or other educational experiences that are relevant to your qualifications to testify on or knowledge of the subject matter of the hearing.

Bachelor of Arts in international policy studies and political science from Rice University in Houston, Texas

b. Any professional licenses, certifications, or affiliations held that are relevant to your qualifications to testify on or knowledge of the subject matter of the hearing.

N/A

c. Any employment, occupation, ownership in a firm or business, or work-related experiences that relate to your qualifications to testify on or knowledge of the subject matter of the hearing.

N/A

d. Any federal grants or contracts (including subgrants or subcontracts) from the *Department of the Interior (and/or other agencies invited)* that you have received in the current year and previous four years, including the source and the amount of each grant or contract.

N/A

e. A list of all lawsuits or petitions filed by you against the federal government in the current year and the previous four years, giving the name of the lawsuit or petition, the subject matter of the lawsuit or petition, and the federal statutes under which the lawsuits or petitions were filed.

N/A

f. Any other information you wish to convey that might aid the Members of the Committee to better understand the context of your testimony.

N/A

Name/Organization: **Institute for 21st Century Energy, U.S. Chamber of Commerce**
Title/Date of Hearing: **“Obama Administration’s Actions Against the Spruce Coal Mine: Cancelled Permits, Lawsuits and Lost Jobs” on Friday, June 1, 2012**

In addition, for witnesses representing organizations:

g. Any offices, elected positions, or representational capacity held in the organization(s) on whose behalf you are testifying.

I serve as president and chief executive officer of the U.S. Chamber of Commerce’s Institute for 21st Century Energy

h. Any federal grants or contracts (including subgrants or subcontracts) from the *Department of the Interior (and /or other agencies invited)* that were received in the current year and previous four years by the organization(s) you represent at this hearing, including the source and amount of each grant or contract for each of the organization(s).

N/A

i. A list of all lawsuits or petitions filed by the organization(s) you represent at the hearing against the federal government in the current year and the previous four years, giving the name of the lawsuit or petition, the subject matter of the lawsuit or petition, and the federal statutes under which the lawsuits or petitions were filed for each of the organization(s).

The requested information on lawsuits or petitions filed by the U.S. Chamber of Commerce against the federal government for the last five years is publicly available on the website of the National Chamber Litigation Center at <http://www.chamberlitigation.com/party-litigation>.

j. A list of any countries from which the organization(s) you represent at the hearing have received foreign donations and the total amount of donations received from each country, for the current year and the previous four years, by each organization.

N/A

k. For tax-exempt organizations and non-profit organizations, copies of the three most recent public IRS Form 990s (including Form 990-PF, Form 990-N, and Form 990-EZ) for each of the organization(s) you represent at the hearing (not including any contributor names and addresses or any information withheld from public inspection by the Secretary of the Treasury under 26 U.S.C. 6104)).

Attached

"PUBLIC DISCLOSURE REQUIREMENTS"

Form **990**

Return of Organization Exempt From Income Tax

Under section 501(c), 527, or 4947(a)(1) of the Internal Revenue Code (except black lung benefit trust or private foundation)

OMB No. 1545-0047

2009

Open to Public Inspection

Department of the Treasury
Internal Revenue Service

▶ The organization may have to use a copy of this return to satisfy state reporting requirements.

A For the 2009 calendar year, or tax year beginning and ending

B Check if applicable: <input type="checkbox"/> Address change <input type="checkbox"/> Name change <input type="checkbox"/> Initial return <input type="checkbox"/> Terminated <input type="checkbox"/> Amended return <input type="checkbox"/> Application pending	Please use IRS label or print or type. See Specific Instructions.	C Name of organization Chamber of Commerce of the USA		D Employer identification number 53-0045720
		Doing Business As		E Telephone number 202-463-5590
		Number and street (or P.O. box if mail is not delivered to street address) Room/suite 1615 H Street NW	G Gross receipts \$ 214784371.	
		City or town, state or country, and ZIP + 4 Washington, DC 20062-2000		H(a) Is this a group return for affiliates? <input type="checkbox"/> Yes <input checked="" type="checkbox"/> No H(b) Are all affiliates included? <input type="checkbox"/> Yes <input type="checkbox"/> No If "No," attach a list. (see instructions) H(c) Group exemption number ▶
F Name and address of principal officer: Stan M Harrell same as C above				
J Website: ▶ www.uschamber.com				
I Tax-exempt status: <input checked="" type="checkbox"/> 501(c) (6) (insert no.) <input type="checkbox"/> 4947(a)(1) or <input type="checkbox"/> 527				
K Form of organization: <input checked="" type="checkbox"/> Corporation <input type="checkbox"/> Trust <input type="checkbox"/> Association <input type="checkbox"/> Other ▶ L Year of formation: 1915 M State of legal domicile: DC				

Part I Summary		Prior Year	Current Year
Activities & Governance	1 Briefly describe the organization's mission or most significant activities: To advance human progress through an economic, (Please see Schedule O for the continuation)		
	2 Check this box <input type="checkbox"/> if the organization discontinued its operations or disposed of more than 25% of its net assets.		
	3 Number of voting members of the governing body (Part VI, line 1a)	3	149
	4 Number of independent voting members of the governing body (Part VI, line 1b)	4	145
	5 Total number of employees (Part V, line 2a)	5	485
	6 Total number of volunteers (estimate if necessary)	6	0
	7a Total gross unrelated business revenue from Part VIII, column (C), line 12	7a	514180.
b Net unrelated business taxable income from Form 990-T, line 34	7b	0.	
Revenue	8 Contributions and grants (Part VIII, line 1h)	139924246.	205434412.
	9 Program service revenue (Part VIII, line 2g)	1482324.	2602476.
	10 Investment income (Part VIII, column (A), lines 3, 4, and 7d)	674682.	91594.
	11 Other revenue (Part VIII, column (A), lines 5, 6d, 8c, 9c, 10c, and 11e)	5031773.	6489327.
	12 Total revenue - add lines 8 through 11 (must equal Part VIII, column (A), line 12)	147113025.	214617809.
Expenses	13 Grants and similar amounts paid (Part IX, column (A), lines 1-3)		
	14 Benefits paid to or for members (Part IX, column (A), line 4)		
	15 Salaries, other compensation, employee benefits (Part IX, column (A), lines 5-10)	65024658.	67076941.
	16a Professional fundraising fees (Part IX, column (A), line 11e)	483328.	483328.
	b Total fundraising expenses (Part IX, column (D), line 25) ▶		
	17 Other expenses (Part IX, column (A), lines 11e-11d, 11f-24f)	84131054.	143172070.
18 Total expenses. Add lines 13-17 (must equal Part IX, column (A), line 25)	149639040.	210732339.	
19 Revenue less expenses. Subtract line 18 from line 12	-2526015.	3885470.	
Net Assets or Fund Balances	20 Total assets (Part X, line 16)	Beginning of Current Year 76297007.	End of Year 85648431.
	21 Total liabilities (Part X, line 26)	105313412.	110289291.
	22 Net assets or fund balances. Subtract line 21 from line 20	-29016405.	-24640860.

Part II Signature Block

Under penalties of perjury, I declare that I have examined this return, including accompanying schedules and statements, and to the best of my knowledge and belief, it is true, correct, and complete. Declaration of preparer (other than officer) is based on all information of which preparer has any knowledge.

Sign Here ▶ *Stan M. Harrell* Signature of officer Date **11/12/10**


▶ **Stan M Harrell, SVP, CFO & CIO** Type or print name and title

Preparer's Use Only

Preparer's signature ▶ *Howard A. Severin* Date **11/11/10** Check if self-employed Preparer's identifying number (see instructions)

Firm's name (or yours if self-employed), address, and ZIP + 4 ▶ **Ernst and Young U.S. LLP**
1101 New York Avenue NW
Washington, DC 20005 EIN ▶ Phone no. ▶ **(202) 327-6000**

May the IRS discuss this return with the preparer shown above? (see instructions) Yes No



Part III Statement of Program Service Accomplishments

1 Briefly describe the organization's mission:

The Chamber of Commerce serves its members and the nation's business community by analyzing national economic and social issues and by helping legislators and national leaders to shape policies and proposals to foster the development of American business.

2 Did the organization undertake any significant program services during the year which were not listed on the prior Form 990 or 990-EZ? Yes No

3 Did the organization cease conducting, or make significant changes in how it conducts, any program services? Yes No

4 Describe the exempt purpose achievements for each of the organization's three largest program services by expenses. Section 501(c)(3) and 501(c)(4) organizations and section 4947(a)(1) trusts are required to report the amount of grants and allocations to others, the total expenses, and revenue, if any, for each program service reported.

4a (Code:) (Expenses \$ including grants of \$) (Revenue \$) Research and track issues affecting the business community and support pro-business legislation, regulations, and political activities.

4b (Code:) (Expenses \$ including grants of \$) (Revenue \$) Enhance the competitiveness of business in the global marketplace. Lobby for business' trade agendas and manage programs that educate American companies about trade opportunitites.

4c (Code:) (Expenses \$ including grants of \$) (Revenue \$) Work closely with associations and state and local chambers of commerce to build awareness of and involvement in top policy issues and generate grassroots momentum.

4d Other program services. (Describe in Schedule O.) (Expenses \$ including grants of \$) (Revenue \$)

4e Total program service expenses \$

Part IV Checklist of Required Schedules

Table with 3 main columns: Question, Yes, No. Rows 1-20 contain various organizational requirements and their status (Yes/No). Includes sub-rows for 12A, 13, 14a, 14b, 15, 16, 17, 18, 19, and 20.

Part IV Checklist of Required Schedules (continued)

	Yes	No
21 Did the organization report more than \$5,000 of grants and other assistance to governments and organizations in the United States on Part IX, column (A), line 1? <i>If "Yes," complete Schedule I, Parts I and II</i>		X
22 Did the organization report more than \$5,000 of grants and other assistance to individuals in the United States on Part IX, column (A), line 2? <i>If "Yes," complete Schedule I, Parts I and III</i>		X
23 Did the organization answer "Yes" to Part VII, Section A, line 3, 4, or 5 about compensation of the organization's current and former officers, directors, trustees, key employees, and highest compensated employees? <i>If "Yes," complete Schedule J</i>	X	
24a Did the organization have a tax-exempt bond issue with an outstanding principal amount of more than \$100,000 as of the last day of the year, that was issued after December 31, 2002? <i>If "Yes," answer lines 24b through 24d and complete Schedule K. If "No," go to line 25</i>		X
b Did the organization invest any proceeds of tax-exempt bonds beyond a temporary period exception?		
c Did the organization maintain an escrow account other than a refunding escrow at any time during the year to defease any tax-exempt bonds?		
d Did the organization act as an "on behalf of" issuer for bonds outstanding at any time during the year?		
25a Section 501(c)(3) and 501(c)(4) organizations. Did the organization engage in an excess benefit transaction with a disqualified person during the year? <i>If "Yes," complete Schedule L, Part I</i>		
b Is the organization aware that it engaged in an excess benefit transaction with a disqualified person in a prior year, and that the transaction has not been reported on any of the organization's prior Forms 990 or 990-EZ? <i>If "Yes," complete Schedule L, Part I</i>		
26 Was a loan to or by a current or former officer, director, trustee, key employee, highly compensated employee, or disqualified person outstanding as of the end of the organization's tax year? <i>If "Yes," complete Schedule L, Part II</i>		X
27 Did the organization provide a grant or other assistance to an officer, director, trustee, key employee, substantial contributor, or a grant selection committee member, or to a person related to such an individual? <i>If "Yes," complete Schedule L, Part III</i>		X
28 Was the organization a party to a business transaction with one of the following parties, (see Schedule L, Part IV instructions for applicable filing thresholds, conditions, and exceptions):		
a A current or former officer, director, trustee, or key employee? <i>If "Yes," complete Schedule L, Part IV</i>	X	
b A family member of a current or former officer, director, trustee, or key employee? <i>If "Yes," complete Schedule L, Part IV</i>		X
c An entity of which a current or former officer, director, trustee, or key employee of the organization (or a family member) was an officer, director, trustee, or direct or indirect owner? <i>If "Yes," complete Schedule L, Part IV</i>		X
29 Did the organization receive more than \$25,000 in non-cash contributions? <i>If "Yes," complete Schedule M</i>		X
30 Did the organization receive contributions of art, historical treasures, or other similar assets, or qualified conservation contributions? <i>If "Yes," complete Schedule M</i>		X
31 Did the organization liquidate, terminate, or dissolve and cease operations? <i>If "Yes," complete Schedule N, Part I</i>		X
32 Did the organization sell, exchange, dispose of, or transfer more than 25% of its net assets? <i>If "Yes," complete Schedule N, Part II</i>		X
33 Did the organization own 100% of an entity disregarded as separate from the organization under Regulations sections 301.7701-2 and 301.7701-3? <i>If "Yes," complete Schedule R, Part I</i>	X	
34 Was the organization related to any tax-exempt or taxable entity? <i>If "Yes," complete Schedule R, Parts II, III, IV, and V, line 1</i>	X	
35 Is any related organization a controlled entity within the meaning of section 512(b)(13)? <i>If "Yes," complete Schedule R, Part V, line 2</i>	X	
36 Section 501(c)(3) organizations. Did the organization make any transfers to an exempt non-charitable related organization? <i>If "Yes," complete Schedule R, Part V, line 2</i>		
37 Did the organization conduct more than 5% of its activities through an entity that is not a related organization and that is treated as a partnership for federal income tax purposes? <i>If "Yes," complete Schedule R, Part VI</i>		X
38 Did the organization complete Schedule O and provide explanations in Schedule O for Part VI, lines 11 and 19? Note. All Form 990 filers are required to complete Schedule O.	X	

Part V Statements Regarding Other IRS Filings and Tax Compliance

Table with columns for question number, description, and Yes/No responses. Includes questions 1a through 12b regarding IRS filings, employee counts, and tax compliance.

Part VI Governance, Management, and Disclosure For each "Yes" response to lines 2 through 7b below, and for a "No" response to line 8a, 8b, or 10b below, describe the circumstances, processes, or changes in Schedule O. See instructions.

Section A. Governing Body and Management

Table with 3 columns: Question, Yes, No. Rows include: 1a Enter the number of voting members of the governing body (149), 1b Enter the number of voting members that are independent (145), 2 Did any officer, director, trustee, or key employee have a family relationship or a business relationship with any other officer, director, trustee, or key employee? (No), 3 Did the organization delegate control over management duties customarily performed by or under the direct supervision of officers, directors or trustees, or key employees to a management company or other person? (No), 4 Did the organization make any significant changes to its organizational documents since the prior Form 990 was filed? (Yes), 5 Did the organization become aware during the year of a material diversion of the organization's assets? (No), 6 Does the organization have members or stockholders? (Yes), 7a Does the organization have members, stockholders, or other persons who may elect one or more members of the governing body? (No), 7b Are any decisions of the governing body subject to approval by members, stockholders, or other persons? (No), 8a The governing body? (Yes), 8b Each committee with authority to act on behalf of the governing body? (Yes), 9 Is there any officer, director, trustee, or key employee listed in Part VII, Section A, who cannot be reached at the organization's mailing address? If "Yes," provide the names and addresses in Schedule O (Yes).

Section B. Policies (This Section B requests information about policies not required by the Internal Revenue Code.)

Table with 3 columns: Question, Yes, No. Rows include: 10a Does the organization have local chapters, branches, or affiliates? (Yes), 10b If "Yes," does the organization have written policies and procedures governing the activities of such chapters, affiliates, and branches to ensure their operations are consistent with those of the organization? (No), 11 Has the organization provided a copy of this Form 990 to all members of its governing body before filing the form? (Yes), 11A Describe in Schedule O the process, if any, used by the organization to review this Form 990. (No), 12a Does the organization have a written conflict of interest policy? If "No," go to line 13 (Yes), 12b Are officers, directors or trustees, and key employees required to disclose annually interests that could give rise to conflicts? (Yes), 12c Does the organization regularly and consistently monitor and enforce compliance with the policy? If "Yes," describe in Schedule O how this is done (Yes), 13 Does the organization have a written whistleblower policy? (Yes), 14 Does the organization have a written document retention and destruction policy? (Yes), 15 Did the process for determining compensation of the following persons include a review and approval by independent persons, comparability data, and contemporaneous substantiation of the deliberation and decision? 15a The organization's CEO, Executive Director, or top management official (Yes), 15b Other officers or key employees of the organization (Yes), 16a Did the organization invest in, contribute assets to, or participate in a joint venture or similar arrangement with a taxable entity during the year? (No), 16b If "Yes," has the organization adopted a written policy or procedure requiring the organization to evaluate its participation in joint venture arrangements under applicable federal tax law, and taken steps to safeguard the organization's exempt status with respect to such arrangements? (No).

Section C. Disclosure

- 17 List the states with which a copy of this Form 990 is required to be filed DC
18 Section 6104 requires an organization to make its Forms 1023 (or 1024 if applicable), 990, and 990-T (501(c)(3)s only) available for public inspection. Indicate how you make these available. Check all that apply.
[] Own website [] Another's website [X] Upon request
19 Describe in Schedule O whether (and if so, how), the organization makes its governing documents, conflict of interest policy, and financial statements available to the public.
20 State the name, physical address, and telephone number of the person who possesses the books and records of the organization:
Stan M Harrell - 202-463-5590
1615 H Street NW, Washington, DC 20062-2000

Part VII Compensation of Officers, Directors, Trustees, Key Employees, Highest Compensated Employees, and Independent Contractors

Section A. Officers, Directors, Trustees, Key Employees, and Highest Compensated Employees

1a Complete this table for all persons required to be listed. Report compensation for the calendar year ending with or within the organization's tax year. Use Schedule J-2 if additional space is needed.

- List all of the organization's **current** officers, directors, trustees (whether individuals or organizations), regardless of amount of compensation. Enter -0- in columns (D), (E), and (F) if no compensation was paid.
- List all of the organization's **current** key employees. See instructions for definition of "key employee."
- List the organization's five **current** highest compensated employees (other than an officer, director, trustee, or key employee) who received reportable compensation (Box 5 of Form W-2 and/or Box 7 of Form 1099-MISC) of more than \$100,000 from the organization and any related organizations.
- List all of the organization's **former** officers, key employees, and highest compensated employees who received more than \$100,000 of reportable compensation from the organization and any related organizations.
- List all of the organization's **former directors or trustees** that received, in the capacity as a former director or trustee of the organization, more than \$10,000 of reportable compensation from the organization and any related organizations.

List persons in the following order: individual trustees or directors; institutional trustees; officers; key employees; highest compensated employees; and former such persons.

Check this box if the organization did not compensate any current officer, director, or trustee.

(A) Name and Title	(B) Average hours per week	(C) Position (check all that apply)						(D) Reportable compensation from the organization (W-2/1099-MISC)	(E) Reportable compensation from related organizations (W-2/1099-MISC)	(F) Estimated amount of other compensation from the organization and related organizations
		Individual trustee or director	Institutional trustee	Officer	Key employee	Highest compensated employee	Former			
Thomas J Donohue President and CEO	40.00	X		X				3685015.	0.	62246.
Brian D. Dailey Director	1.00	X						0.	0.	0.
Brian L. Derksen Director	1.00	X						0.	0.	0.
Brian O'Hara Director	1.00	X						0.	0.	0.
C. Virginia Kirkpatrick Director	1.00	X						0.	0.	0.
C.A. Howlett Director	1.00	X						0.	0.	0.
Carrie E. Dwyer Director	1.00	X						0.	0.	0.
Charles E. Barnes, Sr. Director	1.00	X						0.	0.	0.
Charles R. Stamp, Jr. Director	1.00	X						0.	0.	0.
Christopher C. Womack Director	1.00	X						0.	0.	0.
Craig L. Fuller Director	1.00	X						0.	0.	0.
Dan Kirby Director	1.00	X						0.	0.	0.
Daniel F. Evans, Jr. Director	1.00	X						0.	0.	0.
Daniel J. Bryant Director	1.00	X						0.	0.	0.
Darlene M. Miller Director	1.00	X						0.	0.	0.
David A. Steinberg Director	1.00	X						0.	0.	0.
David Adkisson Director	1.00	X						0.	0.	0.

Part VII Section A. Officers, Directors, Trustees, Key Employees, and Highest Compensated Employees (continued)

(A) Name and title	(B) Average hours per week	(C) Position (check all that apply)						(D) Reportable compensation from the organization (W-2/1099-MISC)	(E) Reportable compensation from related organizations (W-2/1099-MISC)	(F) Estimated amount of other compensation from the organization and related organizations
		Individual trustee or director	Institutional trustee	Officer	Key employee	Highest compensated employee	Former			
David E. Kepler Reg Vice Chair (G Lakes)	1.00	X						0.	0.	0.
David F Moxam Director	1.00	X						0.	0.	0.
David L. Miller Director	1.00	X						0.	0.	0.
David Muhlendorf Director	1.00	X						0.	0.	0.
David Peacock Director	1.00	X						0.	0.	0.
Dennis E. Nixon Director	1.00	X						0.	0.	0.
Dennis M. Nally Director	1.00	X						0.	0.	0.
Dennis Wraase Director	1.00	X						0.	0.	0.
Don L. Blankenship Director	1.00	X						0.	0.	0.
Donald J. Shepard Chair Exec Comm/Dir	1.00	X						0.	0.	0.
1b Total								13314082.	202177.	797791.

2 Total number of individuals (including but not limited to those listed above) who received more than \$100,000 in reportable compensation from the organization **137**

	Yes	No
3 Did the organization list any former officer, director or trustee, key employee, or highest compensated employee on line 1a? If "Yes," complete Schedule J for such individual	X	
4 For any individual listed on line 1a, is the sum of reportable compensation and other compensation from the organization and related organizations greater than \$150,000? If "Yes," complete Schedule J for such individual	X	
5 Did any person listed on line 1a receive or accrue compensation from any unrelated organization for services rendered to the organization? If "Yes," complete Schedule J for such person		X

Section B. Independent Contractors

1 Complete this table for your five highest compensated independent contractors that received more than \$100,000 of compensation from the organization.

(A) Name and business address	(B) Description of services	(C) Compensation
National Media Public Affairs 815 Slaters Lane, Alexandria, VA 22314	Advertising services	60772056.
Apco Worldwide INC P.O. 9197, Uniondale, NY 11555-9197	Advertising and PR Consulting Services	17370239.
ACS IT Solutions PO Box 201322, Dallas, TX 75320	IT services	2995568.
Integrated Web Strategy LLC 5330 N.12TH Street, Phoenix, AZ 85014	Communications consulting	1858864.
Hunton & Williams LLP PO Box 405759, Atlanta, GA 30384-5759	Legal Services	1147644.

2 Total number of independent contractors (including but not limited to those listed above) who received more than \$100,000 in compensation from the organization **69**

See Schedule J-2 for Part VII, Section A Continuation

Part VIII		Statement of Revenue		(A)	(B)	(C)	(D)	
				Total revenue	Related or exempt function revenue	Unrelated business revenue	Revenue excluded from tax under sections 512, 513, or 514	
Contributions, gifts, grants and other similar amounts	1 a	Federated campaigns	1a					
	b	Membership dues	1b					
	c	Fundraising events	1c					
	d	Related organizations	1d	999996.				
	e	Government grants (contributions)	1e	126260.				
	f	All other contributions, gifts, grants, and similar amounts not included above	1f	204308156.				
	g	Noncash contributions included in lines 1a-1f: \$						
	h	Total. Add lines 1a-1f			205434412.			
Program Service Revenue	2 a	Sponsorships and royal	Business Code	711190	937521.	937521.		
	b	Meetings		900099	558271.	558271.		
	c	Publication sales		511190	542176.	542176.		
	d	Advertising		541800	434180.		434180.	
	e	Sales promotion effort		900099	80000.		80000.	
	f	All other program service revenue		541900	50328.	50328.		
	g	Total. Add lines 2a-2f			2602476.			
	Other Revenue	3	Investment income (including dividends, interest, and other similar amounts)			92395.		92395.
4		Income from investment of tax-exempt bond proceeds						
5		Royalties						
6 a		Gross Rents	(i) Real	(ii) Personal	712454.	155563.		
		b	Less: rental expenses			155563.		
		c	Rental income or (loss)		712454.	0.		
d		Net rental income or (loss)			712454.		712454.	
7 a		Gross amount from sales of assets other than inventory	(i) Securities	(ii) Other	10198.			
		b	Less: cost or other basis and sales expenses		10999.			
		c	Gain or (loss)		-801.			
d		Net gain or (loss)			-801.		-801.	
8 a		Gross income from fundraising events (not including \$ _____ of contributions reported on line 1c). See Part IV, line 18	a					
		b	Less: direct expenses	b				
		c	Net income or (loss) from fundraising events					
9 a		Gross income from gaming activities. See Part IV, line 19	a					
	b	Less: direct expenses	b					
	c	Net income or (loss) from gaming activities						
10 a	Gross sales of inventory, less returns and allowances	a						
	b	Less: cost of goods sold	b					
	c	Net income or (loss) from sales of inventory						
Miscellaneous Revenue		Business Code						
11 a	Affiliate admin charge	561000		5760631.	5760631.			
b	Miscellaneous revenue	900099		16242.	16242.			
c								
d	All other revenue							
e	Total. Add lines 11a-11d			5776873.				
12	Total revenue. See instructions.			214617809.	7865169.	514180.	804048.	

Part IX Statement of Functional Expenses

Section 501(c)(3) and 501(c)(4) organizations must complete all columns.
 All other organizations must complete column (A) but are not required to complete columns (B), (C), and (D).

Do not include amounts reported on lines 6b, 7b, 8b, 9b, and 10b of Part VIII.	(A) Total expenses	(B) Program service expenses	(C) Management and general expenses	(D) Fundraising expenses
1 Grants and other assistance to governments and organizations in the U.S. See Part IV, line 21				
2 Grants and other assistance to individuals in the U.S. See Part IV, line 22				
3 Grants and other assistance to governments, organizations, and individuals outside the U.S. See Part IV, lines 15 and 16				
4 Benefits paid to or for members				
5 Compensation of current officers, directors, trustees, and key employees	9112711.			
6 Compensation not included above, to disqualified persons (as defined under section 4958(f)(1)) and persons described in section 4958(c)(3)(B)				
7 Other salaries and wages	44181501.			
8 Pension plan contributions (include section 401(k) and section 403(b) employer contributions)	6934989.			
9 Other employee benefits	3584669.			
10 Payroll taxes	3263071.			
11 Fees for services (non-employees):				
a Management	9788884.			
b Legal	1812420.			
c Accounting	448410.			
d Lobbying	16327244.			
e Professional fundraising services. See Part IV, line 17	483328.			
f Investment management fees	19946.			
g Other				
12 Advertising and promotion	71874307.			
13 Office expenses	5443287.			
14 Information technology	7001022.			
15 Royalties				
16 Occupancy	4893544.			
17 Travel	7392879.			
18 Payments of travel or entertainment expenses for any federal, state, or local public officials				
19 Conferences, conventions, and meetings	4438110.			
20 Interest	767115.			
21 Payments to affiliates				
22 Depreciation, depletion, and amortization	1946132.			
23 Insurance				
24 Other expenses. Itemize expenses not covered above. (Expenses grouped together and labeled miscellaneous may not exceed 5% of total expenses shown on line 25 below.)				
a Contribution to other o	8864508.			
b Bad debt expense	1882665.			
c Contributions to affilli	234426.			
d Taxes	37171.			
e				
f All other expenses				
25 Total functional expenses. Add lines 1 through 24f	210732339.			
26 Joint costs. Check here <input type="checkbox"/> if following SOP 98-2. Complete this line only if the organization reported in column (B) joint costs from a combined educational campaign and fundraising solicitation				

Part X Balance Sheet

		(A) Beginning of year		(B) End of year	
Assets	1	Cash - non-interest-bearing	19803520.	1	24937238.
	2	Savings and temporary cash investments	11400662.	2	15142852.
	3	Pledges and grants receivable, net	28373512.	3	30172303.
	4	Accounts receivable, net	1508245.	4	119490.
	5	Receivables from current and former officers, directors, trustees, key employees, and highest compensated employees. Complete Part II of Schedule L		5	
	6	Receivables from other disqualified persons (as defined under section 4958(f)(1)) and persons described in section 4958(c)(3)(B). Complete Part II of Schedule L		6	
	7	Notes and loans receivable, net		7	
	8	Inventories for sale or use		8	
	9	Prepaid expenses and deferred charges	1008154.	9	1562610.
	10a	Land, buildings, and equipment: cost or other basis. Complete Part VI of Schedule D	10a 46904506.		
	b	Less: accumulated depreciation	10b 33335610.	10c	13568896.
	11	Investments - publicly traded securities	14093841.	11	145042.
	12	Investments - other securities. See Part IV, line 11	109073.	12	
	13	Investments - program-related. See Part IV, line 11		13	
	14	Intangible assets		14	
	15	Other assets. See Part IV, line 11		15	
16	Total assets. Add lines 1 through 15 (must equal line 34)	76297007.	16	85648431.	
Liabilities	17	Accounts payable and accrued expenses	13515775.	17	16868749.
	18	Grants payable		18	
	19	Deferred revenue	121669.	19	415017.
	20	Tax-exempt bond liabilities		20	
	21	Escrow or custodial account liability. Complete Part IV of Schedule D		21	
	22	Payables to current and former officers, directors, trustees, key employees, highest compensated employees, and disqualified persons. Complete Part II of Schedule L		22	
	23	Secured mortgages and notes payable to unrelated third parties	5000000.	23	5000000.
	24	Unsecured notes and loans payable to unrelated third parties		24	
	25	Other liabilities. Complete Part X of Schedule D	86675968.	25	88005525.
	26	Total liabilities. Add lines 17 through 25	105313412.	26	110289291.
Net Assets or Fund Balances	Organizations that follow SFAS 117, check here <input checked="" type="checkbox"/> and complete lines 27 through 29, and lines 33 and 34.				
	27	Unrestricted net assets	-80669151.	27	-86096083.
	28	Temporarily restricted net assets	51652746.	28	61455223.
	29	Permanently restricted net assets		29	
	Organizations that do not follow SFAS 117, check here <input type="checkbox"/> and complete lines 30 through 34.				
	30	Capital stock or trust principal, or current funds		30	
	31	Paid-in or capital surplus, or land, building, or equipment fund		31	
	32	Retained earnings, endowment, accumulated income, or other funds		32	
33	Total net assets or fund balances	-29016405.	33	-24640860.	
34	Total liabilities and net assets/fund balances	76297007.	34	85648431.	

Part XI Financial Statements and Reporting

	Yes	No
1 Accounting method used to prepare the Form 990: <input type="checkbox"/> Cash <input checked="" type="checkbox"/> Accrual <input type="checkbox"/> Other _____ If the organization changed its method of accounting from a prior year or checked "Other," explain in Schedule O.		
2a Were the organization's financial statements compiled or reviewed by an independent accountant?		X
b Were the organization's financial statements audited by an independent accountant?	X	
c If "Yes" to line 2a or 2b, does the organization have a committee that assumes responsibility for oversight of the audit, review, or compilation of its financial statements and selection of an independent accountant? If the organization changed either its oversight process or selection process during the tax year, explain in Schedule O.	X	
d If "Yes" to line 2a or 2b, check a box below to indicate whether the financial statements for the year were issued on a consolidated basis, separate basis, or both: <input type="checkbox"/> Separate basis <input checked="" type="checkbox"/> Consolidated basis <input type="checkbox"/> Both consolidated and separate basis		
3a As a result of a federal award, was the organization required to undergo an audit or audits as set forth in the Single Audit Act and OMB Circular A-133?		X
b If "Yes," did the organization undergo the required audit or audits? If the organization did not undergo the required audit or audits, explain why in Schedule O and describe any steps taken to undergo such audits.		

Form **990** (2009)

Schedule B

(Form 990, 990-EZ, or 990-PF)

Department of the Treasury
Internal Revenue Service

Schedule of Contributors

▶ Attach to Form 990, 990-EZ, or 990-PF.

OMB No. 1545-0047

2009

Name of the organization

Chamber of Commerce of the USA

Employer identification number

53-0045720

Organization type (check one):

Filers of:

Section:

Form 990 or 990-EZ

501(c)(6) (enter number) organization

4947(a)(1) nonexempt charitable trust **not** treated as a private foundation

527 political organization

Form 990-PF

501(c)(3) exempt private foundation

4947(a)(1) nonexempt charitable trust treated as a private foundation

501(c)(3) taxable private foundation

Check if your organization is covered by the **General Rule** or a **Special Rule**.

Note. Only a section 501(c)(7), (8), or (10) organization can check boxes for both the General Rule and a Special Rule. See instructions.

General Rule

For an organization filing Form 990, 990-EZ, or 990-PF that received, during the year, \$5,000 or more (in money or property) from any one contributor. Complete Parts I and II.

Special Rules

For a section 501(c)(3) organization filing Form 990 or 990-EZ that met the 33 1/3% support test of the regulations under sections 509(a)(1) and 170(b)(1)(A)(vi), and received from any one contributor, during the year, a contribution of the greater of (1) \$5,000 or (2) 2% of the amount on (i) Form 990, Part VIII, line 1h or (ii) Form 990-EZ, line 1. Complete Parts I and II.

For a section 501(c)(7), (8), or (10) organization filing Form 990 or 990-EZ that received from any one contributor, during the year, aggregate contributions of more than \$1,000 for use *exclusively* for religious, charitable, scientific, literary, or educational purposes, or the prevention of cruelty to children or animals. Complete Parts I, II, and III.

For a section 501(c)(7), (8), or (10) organization filing Form 990 or 990-EZ that received from any one contributor, during the year, contributions for use *exclusively* for religious, charitable, etc., purposes, but these contributions did not aggregate to more than \$1,000. If this box is checked, enter here the total contributions that were received during the year for an *exclusively* religious, charitable, etc., purpose. Do not complete any of the parts unless the **General Rule** applies to this organization because it received nonexclusively religious, charitable, etc., contributions of \$5,000 or more during the year. ▶ \$ _____

Caution. An organization that is not covered by the General Rule and/or the Special Rules does not file Schedule B (Form 990, 990-EZ, or 990-PF), but it **must** answer "No" on Part IV, line 2 of its Form 990, or check the box on line H of its Form 990-EZ, or on line 2 of its Form 990-PF, to certify that it does not meet the filing requirements of Schedule B (Form 990, 990-EZ, or 990-PF).

LHA For Privacy Act and Paperwork Reduction Act Notice, see the Instructions for Form 990, 990-EZ, or 990-PF.

Schedule B (Form 990, 990-EZ, or 990-PF) (2009)

Name of organization

Employer identification number

Chamber of Commerce of the USA

53-0045720

Part I Contributors (see instructions)

(a) No.	(b) Name, address, and ZIP + 4	(c) Aggregate contributions	(d) Type of contribution
1		\$ 210000.	Person <input checked="" type="checkbox"/> Payroll <input type="checkbox"/> Noncash <input type="checkbox"/> (Complete Part II if there is a noncash contribution.)
2		\$ 7500.	Person <input checked="" type="checkbox"/> Payroll <input type="checkbox"/> Noncash <input type="checkbox"/> (Complete Part II if there is a noncash contribution.)
3		\$ 15000.	Person <input checked="" type="checkbox"/> Payroll <input type="checkbox"/> Noncash <input type="checkbox"/> (Complete Part II if there is a noncash contribution.)
4		\$ 50000.	Person <input checked="" type="checkbox"/> Payroll <input type="checkbox"/> Noncash <input type="checkbox"/> (Complete Part II if there is a noncash contribution.)
5		\$ 100000.	Person <input checked="" type="checkbox"/> Payroll <input type="checkbox"/> Noncash <input type="checkbox"/> (Complete Part II if there is a noncash contribution.)
6		\$ 7500.	Person <input checked="" type="checkbox"/> Payroll <input type="checkbox"/> Noncash <input type="checkbox"/> (Complete Part II if there is a noncash contribution.)

Name of organization Chamber of Commerce of the USA	Employer identification number 53-0045720
---	---

Part I Contributors (see instructions)

(a) No.	(b) Name, address, and ZIP + 4	(c) Aggregate contributions	(d) Type of contribution
7		\$ <u>5000.</u>	Person <input checked="" type="checkbox"/> Payroll <input type="checkbox"/> Noncash <input type="checkbox"/> (Complete Part II if there is a noncash contribution.)
8		\$ <u>200000.</u>	Person <input checked="" type="checkbox"/> Payroll <input type="checkbox"/> Noncash <input type="checkbox"/> (Complete Part II if there is a noncash contribution.)
9		\$ <u>683000.</u>	Person <input checked="" type="checkbox"/> Payroll <input type="checkbox"/> Noncash <input type="checkbox"/> (Complete Part II if there is a noncash contribution.)
10		\$ <u>25000.</u>	Person <input checked="" type="checkbox"/> Payroll <input type="checkbox"/> Noncash <input type="checkbox"/> (Complete Part II if there is a noncash contribution.)
11		\$ <u>25000.</u>	Person <input checked="" type="checkbox"/> Payroll <input type="checkbox"/> Noncash <input type="checkbox"/> (Complete Part II if there is a noncash contribution.)
12		\$ <u>24974.</u>	Person <input checked="" type="checkbox"/> Payroll <input type="checkbox"/> Noncash <input type="checkbox"/> (Complete Part II if there is a noncash contribution.)

Name of organization Chamber of Commerce of the USA	Employer identification number 53-0045720
---	---

Part I Contributors (see instructions)

(a) No.	(b) Name, address, and ZIP + 4	(c) Aggregate contributions	(d) Type of contribution
13	<hr/> <hr/> <hr/> <hr/>	\$ 25000.	Person <input checked="" type="checkbox"/> Payroll <input type="checkbox"/> Noncash <input type="checkbox"/> (Complete Part II if there is a noncash contribution.)
14	<hr/> <hr/> <hr/> <hr/>	\$ 12500.	Person <input checked="" type="checkbox"/> Payroll <input type="checkbox"/> Noncash <input type="checkbox"/> (Complete Part II if there is a noncash contribution.)
15	<hr/> <hr/> <hr/> <hr/>	\$ 240000.	Person <input checked="" type="checkbox"/> Payroll <input type="checkbox"/> Noncash <input type="checkbox"/> (Complete Part II if there is a noncash contribution.)
16	<hr/> <hr/> <hr/> <hr/>	\$ 50000.	Person <input checked="" type="checkbox"/> Payroll <input type="checkbox"/> Noncash <input type="checkbox"/> (Complete Part II if there is a noncash contribution.)
17	<hr/> <hr/> <hr/> <hr/>	\$ 10000.	Person <input checked="" type="checkbox"/> Payroll <input type="checkbox"/> Noncash <input type="checkbox"/> (Complete Part II if there is a noncash contribution.)
18	<hr/> <hr/> <hr/> <hr/>	\$ 10000.	Person <input checked="" type="checkbox"/> Payroll <input type="checkbox"/> Noncash <input type="checkbox"/> (Complete Part II if there is a noncash contribution.)

Name of organization Chamber of Commerce of the USA	Employer identification number 53-0045720
---	---

Part I Contributors (see instructions)

(a) No.	(b) Name, address, and ZIP + 4	(c) Aggregate contributions	(d) Type of contribution
19		\$ <u>7500.</u>	Person <input checked="" type="checkbox"/> Payroll <input type="checkbox"/> Noncash <input type="checkbox"/> (Complete Part II if there is a noncash contribution.)
20		\$ <u>7500.</u>	Person <input checked="" type="checkbox"/> Payroll <input type="checkbox"/> Noncash <input type="checkbox"/> (Complete Part II if there is a noncash contribution.)
21		\$ <u>15000.</u>	Person <input checked="" type="checkbox"/> Payroll <input type="checkbox"/> Noncash <input type="checkbox"/> (Complete Part II if there is a noncash contribution.)
22		\$ <u>40000.</u>	Person <input checked="" type="checkbox"/> Payroll <input type="checkbox"/> Noncash <input type="checkbox"/> (Complete Part II if there is a noncash contribution.)
23		\$ <u>10000.</u>	Person <input checked="" type="checkbox"/> Payroll <input type="checkbox"/> Noncash <input type="checkbox"/> (Complete Part II if there is a noncash contribution.)
24		\$ <u>200000.</u>	Person <input checked="" type="checkbox"/> Payroll <input type="checkbox"/> Noncash <input type="checkbox"/> (Complete Part II if there is a noncash contribution.)

Name of organization Chamber of Commerce of the USA	Employer identification number 53-0045720
---	---

Part I Contributors (see instructions)

(a) No.	(b) Name, address, and ZIP + 4	(c) Aggregate contributions	(d) Type of contribution
25		\$ 50000.	Person <input checked="" type="checkbox"/> Payroll <input type="checkbox"/> Noncash <input type="checkbox"/> (Complete Part II if there is a noncash contribution.)
26		\$ 15000.	Person <input checked="" type="checkbox"/> Payroll <input type="checkbox"/> Noncash <input type="checkbox"/> (Complete Part II if there is a noncash contribution.)
27		\$ 7495.	Person <input checked="" type="checkbox"/> Payroll <input type="checkbox"/> Noncash <input type="checkbox"/> (Complete Part II if there is a noncash contribution.)
28		\$ 100000.	Person <input checked="" type="checkbox"/> Payroll <input type="checkbox"/> Noncash <input type="checkbox"/> (Complete Part II if there is a noncash contribution.)
29		\$ 100000.	Person <input checked="" type="checkbox"/> Payroll <input type="checkbox"/> Noncash <input type="checkbox"/> (Complete Part II if there is a noncash contribution.)
30		\$ 10000.	Person <input checked="" type="checkbox"/> Payroll <input type="checkbox"/> Noncash <input type="checkbox"/> (Complete Part II if there is a noncash contribution.)

Name of organization

Employer identification number

Chamber of Commerce of the USA

53-0045720

Part I Contributors (see instructions)

(a) No.	(b) Name, address, and ZIP + 4	(c) Aggregate contributions	(d) Type of contribution
31		\$ 15000.	Person <input checked="" type="checkbox"/> Payroll <input type="checkbox"/> Noncash <input type="checkbox"/> (Complete Part II if there is a noncash contribution.)
32		\$ 67000.	Person <input checked="" type="checkbox"/> Payroll <input type="checkbox"/> Noncash <input type="checkbox"/> (Complete Part II if there is a noncash contribution.)
33		\$ 100000.	Person <input checked="" type="checkbox"/> Payroll <input type="checkbox"/> Noncash <input type="checkbox"/> (Complete Part II if there is a noncash contribution.)
34		\$ 7500.	Person <input checked="" type="checkbox"/> Payroll <input type="checkbox"/> Noncash <input type="checkbox"/> (Complete Part II if there is a noncash contribution.)
35		\$ 5000.	Person <input checked="" type="checkbox"/> Payroll <input type="checkbox"/> Noncash <input type="checkbox"/> (Complete Part II if there is a noncash contribution.)
36		\$ 100000.	Person <input checked="" type="checkbox"/> Payroll <input type="checkbox"/> Noncash <input type="checkbox"/> (Complete Part II if there is a noncash contribution.)

Name of organization Chamber of Commerce of the USA	Employer identification number 53-0045720
---	---

Part I Contributors (see instructions)

(a) No.	(b) Name, address, and ZIP + 4	(c) Aggregate contributions	(d) Type of contribution
37		\$ 7500.	Person <input checked="" type="checkbox"/> Payroll <input type="checkbox"/> Noncash <input type="checkbox"/> (Complete Part II if there is a noncash contribution.)
38		\$ 25000.	Person <input checked="" type="checkbox"/> Payroll <input type="checkbox"/> Noncash <input type="checkbox"/> (Complete Part II if there is a noncash contribution.)
39		\$ 100000.	Person <input checked="" type="checkbox"/> Payroll <input type="checkbox"/> Noncash <input type="checkbox"/> (Complete Part II if there is a noncash contribution.)
40		\$ 9000.	Person <input checked="" type="checkbox"/> Payroll <input type="checkbox"/> Noncash <input type="checkbox"/> (Complete Part II if there is a noncash contribution.)
41		\$ 50000.	Person <input checked="" type="checkbox"/> Payroll <input type="checkbox"/> Noncash <input type="checkbox"/> (Complete Part II if there is a noncash contribution.)
42		\$ 5000.	Person <input checked="" type="checkbox"/> Payroll <input type="checkbox"/> Noncash <input type="checkbox"/> (Complete Part II if there is a noncash contribution.)

Name of organization Chamber of Commerce of the USA	Employer identification number 53-0045720
---	---

Part I Contributors (see instructions)

(a) No.	(b) Name, address, and ZIP + 4	(c) Aggregate contributions	(d) Type of contribution
43	 <hr/> <hr/> <hr/>	\$ 7500.	Person <input checked="" type="checkbox"/> Payroll <input type="checkbox"/> Noncash <input type="checkbox"/> (Complete Part II if there is a noncash contribution.)
44	 <hr/> <hr/> <hr/>	\$ 35000.	Person <input checked="" type="checkbox"/> Payroll <input type="checkbox"/> Noncash <input type="checkbox"/> (Complete Part II if there is a noncash contribution.)
45	 <hr/> <hr/> <hr/>	\$ 15000.	Person <input checked="" type="checkbox"/> Payroll <input type="checkbox"/> Noncash <input type="checkbox"/> (Complete Part II if there is a noncash contribution.)
46	 <hr/> <hr/> <hr/>	\$ 5000.	Person <input checked="" type="checkbox"/> Payroll <input type="checkbox"/> Noncash <input type="checkbox"/> (Complete Part II if there is a noncash contribution.)
47	 <hr/> <hr/> <hr/>	\$ 5000.	Person <input checked="" type="checkbox"/> Payroll <input type="checkbox"/> Noncash <input type="checkbox"/> (Complete Part II if there is a noncash contribution.)
48	 <hr/> <hr/> <hr/>	\$ 20000.	Person <input checked="" type="checkbox"/> Payroll <input type="checkbox"/> Noncash <input type="checkbox"/> (Complete Part II if there is a noncash contribution.)

Name of organization Chamber of Commerce of the USA	Employer identification number 53-0045720
---	---

Part I Contributors (see instructions)

(a) No.	(b) Name, address, and ZIP + 4	(c) Aggregate contributions	(d) Type of contribution
49	<hr/> <hr/> <hr/> <hr/>	\$ <u>10183.</u>	Person <input checked="" type="checkbox"/> Payroll <input type="checkbox"/> Noncash <input type="checkbox"/> (Complete Part II if there is a noncash contribution.)
50	<hr/> <hr/> <hr/> <hr/>	\$ <u>60000.</u>	Person <input checked="" type="checkbox"/> Payroll <input type="checkbox"/> Noncash <input type="checkbox"/> (Complete Part II if there is a noncash contribution.)
51	<hr/> <hr/> <hr/> <hr/>	\$ <u>250000.</u>	Person <input checked="" type="checkbox"/> Payroll <input type="checkbox"/> Noncash <input type="checkbox"/> (Complete Part II if there is a noncash contribution.)
52	<hr/> <hr/> <hr/> <hr/>	\$ <u>25000.</u>	Person <input checked="" type="checkbox"/> Payroll <input type="checkbox"/> Noncash <input type="checkbox"/> (Complete Part II if there is a noncash contribution.)
53	<hr/> <hr/> <hr/> <hr/>	\$ <u>212500.</u>	Person <input checked="" type="checkbox"/> Payroll <input type="checkbox"/> Noncash <input type="checkbox"/> (Complete Part II if there is a noncash contribution.)
54	<hr/> <hr/> <hr/> <hr/>	\$ <u>100000.</u>	Person <input checked="" type="checkbox"/> Payroll <input type="checkbox"/> Noncash <input type="checkbox"/> (Complete Part II if there is a noncash contribution.)

Name of organization Chamber of Commerce of the USA	Employer identification number 53-0045720
---	---

Part I Contributors (see instructions)

(a) No.	(b) Name, address, and ZIP + 4	(c) Aggregate contributions	(d) Type of contribution
55		\$ 100000.	Person <input checked="" type="checkbox"/> Payroll <input type="checkbox"/> Noncash <input type="checkbox"/> (Complete Part II if there is a noncash contribution.)
56		\$ 7500.	Person <input checked="" type="checkbox"/> Payroll <input type="checkbox"/> Noncash <input type="checkbox"/> (Complete Part II if there is a noncash contribution.)
57		\$ 5000.	Person <input checked="" type="checkbox"/> Payroll <input type="checkbox"/> Noncash <input type="checkbox"/> (Complete Part II if there is a noncash contribution.)
58		\$ 10000.	Person <input checked="" type="checkbox"/> Payroll <input type="checkbox"/> Noncash <input type="checkbox"/> (Complete Part II if there is a noncash contribution.)
59		\$ 3075162.	Person <input checked="" type="checkbox"/> Payroll <input type="checkbox"/> Noncash <input type="checkbox"/> (Complete Part II if there is a noncash contribution.)
60		\$ 750000.	Person <input checked="" type="checkbox"/> Payroll <input type="checkbox"/> Noncash <input type="checkbox"/> (Complete Part II if there is a noncash contribution.)

Name of organization Chamber of Commerce of the USA	Employer identification number 53-0045720
---	---

Part I Contributors (see instructions)

(a) No.	(b) Name, address, and ZIP + 4	(c) Aggregate contributions	(d) Type of contribution
61		\$ 5000.	Person <input checked="" type="checkbox"/> Payroll <input type="checkbox"/> Noncash <input type="checkbox"/> (Complete Part II if there is a noncash contribution.)
62		\$ 10000.	Person <input checked="" type="checkbox"/> Payroll <input type="checkbox"/> Noncash <input type="checkbox"/> (Complete Part II if there is a noncash contribution.)
63		\$ 10000.	Person <input checked="" type="checkbox"/> Payroll <input type="checkbox"/> Noncash <input type="checkbox"/> (Complete Part II if there is a noncash contribution.)
64		\$ 200000.	Person <input checked="" type="checkbox"/> Payroll <input type="checkbox"/> Noncash <input type="checkbox"/> (Complete Part II if there is a noncash contribution.)
65		\$ 14977.	Person <input checked="" type="checkbox"/> Payroll <input type="checkbox"/> Noncash <input type="checkbox"/> (Complete Part II if there is a noncash contribution.)
66		\$ 50000.	Person <input checked="" type="checkbox"/> Payroll <input type="checkbox"/> Noncash <input type="checkbox"/> (Complete Part II if there is a noncash contribution.)

Name of organization Chamber of Commerce of the USA	Employer identification number 53-0045720
---	---

Part I Contributors (see instructions)

(a) No.	(b) Name, address, and ZIP + 4	(c) Aggregate contributions	(d) Type of contribution
67		\$ 10750.	Person <input checked="" type="checkbox"/> Payroll <input type="checkbox"/> Noncash <input type="checkbox"/> (Complete Part II if there is a noncash contribution.)
68		\$ 35000.	Person <input checked="" type="checkbox"/> Payroll <input type="checkbox"/> Noncash <input type="checkbox"/> (Complete Part II if there is a noncash contribution.)
69		\$ 50000.	Person <input checked="" type="checkbox"/> Payroll <input type="checkbox"/> Noncash <input type="checkbox"/> (Complete Part II if there is a noncash contribution.)
70		\$ 10000.	Person <input checked="" type="checkbox"/> Payroll <input type="checkbox"/> Noncash <input type="checkbox"/> (Complete Part II if there is a noncash contribution.)
71		\$ 5000.	Person <input checked="" type="checkbox"/> Payroll <input type="checkbox"/> Noncash <input type="checkbox"/> (Complete Part II if there is a noncash contribution.)
72		\$ 10000.	Person <input checked="" type="checkbox"/> Payroll <input type="checkbox"/> Noncash <input type="checkbox"/> (Complete Part II if there is a noncash contribution.)

Name of organization Chamber of Commerce of the USA	Employer identification number 53-0045720
---	---

Part I Contributors (see instructions)

(a) No.	(b) Name, address, and ZIP + 4	(c) Aggregate contributions	(d) Type of contribution
73	<hr/> <hr/> <hr/> <hr/>	\$ 10000.	Person <input checked="" type="checkbox"/> Payroll <input type="checkbox"/> Noncash <input type="checkbox"/> (Complete Part II if there is a noncash contribution.)
74	<hr/> <hr/> <hr/> <hr/>	\$ 20000.	Person <input checked="" type="checkbox"/> Payroll <input type="checkbox"/> Noncash <input type="checkbox"/> (Complete Part II if there is a noncash contribution.)
75	<hr/> <hr/> <hr/> <hr/>	\$ 6000.	Person <input checked="" type="checkbox"/> Payroll <input type="checkbox"/> Noncash <input type="checkbox"/> (Complete Part II if there is a noncash contribution.)
76	<hr/> <hr/> <hr/> <hr/>	\$ 5065.	Person <input checked="" type="checkbox"/> Payroll <input type="checkbox"/> Noncash <input type="checkbox"/> (Complete Part II if there is a noncash contribution.)
77	<hr/> <hr/> <hr/> <hr/>	\$ 25000.	Person <input checked="" type="checkbox"/> Payroll <input type="checkbox"/> Noncash <input type="checkbox"/> (Complete Part II if there is a noncash contribution.)
78	<hr/> <hr/> <hr/> <hr/>	\$ 10000.	Person <input checked="" type="checkbox"/> Payroll <input type="checkbox"/> Noncash <input type="checkbox"/> (Complete Part II if there is a noncash contribution.)

Name of organization Chamber of Commerce of the USA	Employer identification number 53-0045720
---	---

Part I Contributors (see instructions)

(a) No.	(b) Name, address, and ZIP + 4	(c) Aggregate contributions	(d) Type of contribution
79		\$ <u>25000.</u>	Person <input checked="" type="checkbox"/> Payroll <input type="checkbox"/> Noncash <input type="checkbox"/> (Complete Part II if there is a noncash contribution.)
80		\$ <u>25000.</u>	Person <input checked="" type="checkbox"/> Payroll <input type="checkbox"/> Noncash <input type="checkbox"/> (Complete Part II if there is a noncash contribution.)
81		\$ <u>13500.</u>	Person <input checked="" type="checkbox"/> Payroll <input type="checkbox"/> Noncash <input type="checkbox"/> (Complete Part II if there is a noncash contribution.)
82		\$ <u>800000.</u>	Person <input checked="" type="checkbox"/> Payroll <input type="checkbox"/> Noncash <input type="checkbox"/> (Complete Part II if there is a noncash contribution.)
83		\$ <u>15000.</u>	Person <input checked="" type="checkbox"/> Payroll <input type="checkbox"/> Noncash <input type="checkbox"/> (Complete Part II if there is a noncash contribution.)
84		\$ <u>1470000.</u>	Person <input checked="" type="checkbox"/> Payroll <input type="checkbox"/> Noncash <input type="checkbox"/> (Complete Part II if there is a noncash contribution.)

Name of organization Chamber of Commerce of the USA	Employer identification number 53-0045720
---	---

Part I Contributors (see instructions)

(a) No.	(b) Name, address, and ZIP + 4	(c) Aggregate contributions	(d) Type of contribution
85		\$ 11000.	Person <input checked="" type="checkbox"/> Payroll <input type="checkbox"/> Noncash <input type="checkbox"/> (Complete Part II if there is a noncash contribution.)
86		\$ 50000.	Person <input checked="" type="checkbox"/> Payroll <input type="checkbox"/> Noncash <input type="checkbox"/> (Complete Part II if there is a noncash contribution.)
87		\$ 5000.	Person <input checked="" type="checkbox"/> Payroll <input type="checkbox"/> Noncash <input type="checkbox"/> (Complete Part II if there is a noncash contribution.)
88		\$ 10000.	Person <input checked="" type="checkbox"/> Payroll <input type="checkbox"/> Noncash <input type="checkbox"/> (Complete Part II if there is a noncash contribution.)
89		\$ 50000.	Person <input checked="" type="checkbox"/> Payroll <input type="checkbox"/> Noncash <input type="checkbox"/> (Complete Part II if there is a noncash contribution.)
90		\$ 20000.	Person <input checked="" type="checkbox"/> Payroll <input type="checkbox"/> Noncash <input type="checkbox"/> (Complete Part II if there is a noncash contribution.)

Name of organization Chamber of Commerce of the USA	Employer identification number 53-0045720
---	---

Part I Contributors (see instructions)

(a) No.	(b) Name, address, and ZIP + 4	(c) Aggregate contributions	(d) Type of contribution
91		\$ 25000.	Person <input checked="" type="checkbox"/> Payroll <input type="checkbox"/> Noncash <input type="checkbox"/> (Complete Part II if there is a noncash contribution.)
92		\$ 5000.	Person <input checked="" type="checkbox"/> Payroll <input type="checkbox"/> Noncash <input type="checkbox"/> (Complete Part II if there is a noncash contribution.)
93		\$ 5000.	Person <input checked="" type="checkbox"/> Payroll <input type="checkbox"/> Noncash <input type="checkbox"/> (Complete Part II if there is a noncash contribution.)
94		\$ 25000.	Person <input checked="" type="checkbox"/> Payroll <input type="checkbox"/> Noncash <input type="checkbox"/> (Complete Part II if there is a noncash contribution.)
95		\$ 10000.	Person <input checked="" type="checkbox"/> Payroll <input type="checkbox"/> Noncash <input type="checkbox"/> (Complete Part II if there is a noncash contribution.)
96		\$ 15000.	Person <input checked="" type="checkbox"/> Payroll <input type="checkbox"/> Noncash <input type="checkbox"/> (Complete Part II if there is a noncash contribution.)

Name of organization Chamber of Commerce of the USA	Employer identification number 53-0045720
---	---

Part I Contributors (see instructions)

(a) No.	(b) Name, address, and ZIP + 4	(c) Aggregate contributions	(d) Type of contribution
97		\$ 15000.	Person <input checked="" type="checkbox"/> Payroll <input type="checkbox"/> Noncash <input type="checkbox"/> (Complete Part II if there is a noncash contribution.)
98		\$ 25000.	Person <input checked="" type="checkbox"/> Payroll <input type="checkbox"/> Noncash <input type="checkbox"/> (Complete Part II if there is a noncash contribution.)
99		\$ 50000.	Person <input checked="" type="checkbox"/> Payroll <input type="checkbox"/> Noncash <input type="checkbox"/> (Complete Part II if there is a noncash contribution.)
100		\$ 6000.	Person <input checked="" type="checkbox"/> Payroll <input type="checkbox"/> Noncash <input type="checkbox"/> (Complete Part II if there is a noncash contribution.)
101		\$ 26280.	Person <input checked="" type="checkbox"/> Payroll <input type="checkbox"/> Noncash <input type="checkbox"/> (Complete Part II if there is a noncash contribution.)
102		\$ 10000.	Person <input checked="" type="checkbox"/> Payroll <input type="checkbox"/> Noncash <input type="checkbox"/> (Complete Part II if there is a noncash contribution.)

Name of organization

Employer identification number

Chamber of Commerce of the USA

53-0045720

Part I Contributors (see instructions)

(a) No.	(b) Name, address, and ZIP + 4	(c) Aggregate contributions	(d) Type of contribution
103		\$ 161500.	Person <input checked="" type="checkbox"/> Payroll <input type="checkbox"/> Noncash <input type="checkbox"/> (Complete Part II if there is a noncash contribution.)
104		\$ 125000.	Person <input checked="" type="checkbox"/> Payroll <input type="checkbox"/> Noncash <input type="checkbox"/> (Complete Part II if there is a noncash contribution.)
105		\$ 110000.	Person <input checked="" type="checkbox"/> Payroll <input type="checkbox"/> Noncash <input type="checkbox"/> (Complete Part II if there is a noncash contribution.)
106		\$ 20000.	Person <input checked="" type="checkbox"/> Payroll <input type="checkbox"/> Noncash <input type="checkbox"/> (Complete Part II if there is a noncash contribution.)
107		\$ 5000.	Person <input checked="" type="checkbox"/> Payroll <input type="checkbox"/> Noncash <input type="checkbox"/> (Complete Part II if there is a noncash contribution.)
108		\$ 15000.	Person <input checked="" type="checkbox"/> Payroll <input type="checkbox"/> Noncash <input type="checkbox"/> (Complete Part II if there is a noncash contribution.)

Name of organization Chamber of Commerce of the USA	Employer identification number 53-0045720
---	---

Part I Contributors (see instructions)

(a) No.	(b) Name, address, and ZIP + 4	(c) Aggregate contributions	(d) Type of contribution
109		\$ 75000.	Person <input checked="" type="checkbox"/> Payroll <input type="checkbox"/> Noncash <input type="checkbox"/> (Complete Part II if there is a noncash contribution.)
110		\$ 5000.	Person <input checked="" type="checkbox"/> Payroll <input type="checkbox"/> Noncash <input type="checkbox"/> (Complete Part II if there is a noncash contribution.)
111		\$ 25000.	Person <input checked="" type="checkbox"/> Payroll <input type="checkbox"/> Noncash <input type="checkbox"/> (Complete Part II if there is a noncash contribution.)
112		\$ 25000.	Person <input checked="" type="checkbox"/> Payroll <input type="checkbox"/> Noncash <input type="checkbox"/> (Complete Part II if there is a noncash contribution.)
113		\$ 5000.	Person <input checked="" type="checkbox"/> Payroll <input type="checkbox"/> Noncash <input type="checkbox"/> (Complete Part II if there is a noncash contribution.)
114		\$ 75000.	Person <input checked="" type="checkbox"/> Payroll <input type="checkbox"/> Noncash <input type="checkbox"/> (Complete Part II if there is a noncash contribution.)

Name of organization Chamber of Commerce of the USA	Employer identification number 53-0045720
---	---

Part I Contributors (see instructions)

(a) No.	(b) Name, address, and ZIP + 4	(c) Aggregate contributions	(d) Type of contribution
115		\$ 100000.	Person <input checked="" type="checkbox"/> Payroll <input type="checkbox"/> Noncash <input type="checkbox"/> (Complete Part II if there is a noncash contribution.)
116		\$ 5000.	Person <input checked="" type="checkbox"/> Payroll <input type="checkbox"/> Noncash <input type="checkbox"/> (Complete Part II if there is a noncash contribution.)
117		\$ 86200000.	Person <input checked="" type="checkbox"/> Payroll <input type="checkbox"/> Noncash <input type="checkbox"/> (Complete Part II if there is a noncash contribution.)
118		\$ 20000.	Person <input checked="" type="checkbox"/> Payroll <input type="checkbox"/> Noncash <input type="checkbox"/> (Complete Part II if there is a noncash contribution.)
119		\$ 50000.	Person <input checked="" type="checkbox"/> Payroll <input type="checkbox"/> Noncash <input type="checkbox"/> (Complete Part II if there is a noncash contribution.)
120		\$ 15000.	Person <input checked="" type="checkbox"/> Payroll <input type="checkbox"/> Noncash <input type="checkbox"/> (Complete Part II if there is a noncash contribution.)

Name of organization

Employer identification number

Chamber of Commerce of the USA

53-0045720

Part I Contributors (see instructions)

(a) No.	(b) Name, address, and ZIP + 4	(c) Aggregate contributions	(d) Type of contribution
121		\$ 20000.	Person <input checked="" type="checkbox"/> Payroll <input type="checkbox"/> Noncash <input type="checkbox"/> (Complete Part II if there is a noncash contribution.)
122		\$ 23000.	Person <input checked="" type="checkbox"/> Payroll <input type="checkbox"/> Noncash <input type="checkbox"/> (Complete Part II if there is a noncash contribution.)
123		\$ 10000.	Person <input checked="" type="checkbox"/> Payroll <input type="checkbox"/> Noncash <input type="checkbox"/> (Complete Part II if there is a noncash contribution.)
124		\$ 7500.	Person <input checked="" type="checkbox"/> Payroll <input type="checkbox"/> Noncash <input type="checkbox"/> (Complete Part II if there is a noncash contribution.)
125		\$ 5000.	Person <input checked="" type="checkbox"/> Payroll <input type="checkbox"/> Noncash <input type="checkbox"/> (Complete Part II if there is a noncash contribution.)
126		\$ 10000.	Person <input checked="" type="checkbox"/> Payroll <input type="checkbox"/> Noncash <input type="checkbox"/> (Complete Part II if there is a noncash contribution.)

Name of organization Chamber of Commerce of the USA	Employer identification number 53-0045720
---	---

Part I Contributors (see instructions)

(a) No.	(b) Name, address, and ZIP + 4	(c) Aggregate contributions	(d) Type of contribution
127		\$ 500000.	Person <input checked="" type="checkbox"/> Payroll <input type="checkbox"/> Noncash <input type="checkbox"/> (Complete Part II if there is a noncash contribution.)
128		\$ 175000.	Person <input checked="" type="checkbox"/> Payroll <input type="checkbox"/> Noncash <input type="checkbox"/> (Complete Part II if there is a noncash contribution.)
129		\$ 7500.	Person <input checked="" type="checkbox"/> Payroll <input type="checkbox"/> Noncash <input type="checkbox"/> (Complete Part II if there is a noncash contribution.)
130		\$ 7500.	Person <input checked="" type="checkbox"/> Payroll <input type="checkbox"/> Noncash <input type="checkbox"/> (Complete Part II if there is a noncash contribution.)
131		\$ 200000.	Person <input checked="" type="checkbox"/> Payroll <input type="checkbox"/> Noncash <input type="checkbox"/> (Complete Part II if there is a noncash contribution.)
132		\$ 17500.	Person <input checked="" type="checkbox"/> Payroll <input type="checkbox"/> Noncash <input type="checkbox"/> (Complete Part II if there is a noncash contribution.)

Name of organization Chamber of Commerce of the USA	Employer identification number 53-0045720
---	---

Part I Contributors (see instructions)

(a) No.	(b) Name, address, and ZIP + 4	(c) Aggregate contributions	(d) Type of contribution
133		\$ 7475.	Person <input checked="" type="checkbox"/> Payroll <input type="checkbox"/> Noncash <input type="checkbox"/> (Complete Part II if there is a noncash contribution.)
134		\$ 100000.	Person <input checked="" type="checkbox"/> Payroll <input type="checkbox"/> Noncash <input type="checkbox"/> (Complete Part II if there is a noncash contribution.)
135		\$ 106000.	Person <input checked="" type="checkbox"/> Payroll <input type="checkbox"/> Noncash <input type="checkbox"/> (Complete Part II if there is a noncash contribution.)
136		\$ 10000.	Person <input checked="" type="checkbox"/> Payroll <input type="checkbox"/> Noncash <input type="checkbox"/> (Complete Part II if there is a noncash contribution.)
137		\$ 50000.	Person <input checked="" type="checkbox"/> Payroll <input type="checkbox"/> Noncash <input type="checkbox"/> (Complete Part II if there is a noncash contribution.)
138		\$ 9000.	Person <input checked="" type="checkbox"/> Payroll <input type="checkbox"/> Noncash <input type="checkbox"/> (Complete Part II if there is a noncash contribution.)

Name of organization Chamber of Commerce of the USA	Employer identification number 53-0045720
---	---

Part I Contributors (see instructions)

(a) No.	(b) Name, address, and ZIP + 4	(c) Aggregate contributions	(d) Type of contribution
139		\$ 100000.	Person <input checked="" type="checkbox"/> Payroll <input type="checkbox"/> Noncash <input type="checkbox"/> (Complete Part II if there is a noncash contribution.)
140		\$ 400000.	Person <input checked="" type="checkbox"/> Payroll <input type="checkbox"/> Noncash <input type="checkbox"/> (Complete Part II if there is a noncash contribution.)
141		\$ 8000.	Person <input checked="" type="checkbox"/> Payroll <input type="checkbox"/> Noncash <input type="checkbox"/> (Complete Part II if there is a noncash contribution.)
142		\$ 25000.	Person <input checked="" type="checkbox"/> Payroll <input type="checkbox"/> Noncash <input type="checkbox"/> (Complete Part II if there is a noncash contribution.)
143		\$ 25000.	Person <input checked="" type="checkbox"/> Payroll <input type="checkbox"/> Noncash <input type="checkbox"/> (Complete Part II if there is a noncash contribution.)
144		\$ 100000.	Person <input checked="" type="checkbox"/> Payroll <input type="checkbox"/> Noncash <input type="checkbox"/> (Complete Part II if there is a noncash contribution.)

Name of organization Chamber of Commerce of the USA	Employer identification number 53-0045720
---	---

Part I Contributors (see instructions)

(a) No.	(b) Name, address, and ZIP + 4	(c) Aggregate contributions	(d) Type of contribution
145		\$ 25000.	Person <input checked="" type="checkbox"/> Payroll <input type="checkbox"/> Noncash <input type="checkbox"/> (Complete Part II if there is a noncash contribution.)
146		\$ 100000.	Person <input checked="" type="checkbox"/> Payroll <input type="checkbox"/> Noncash <input type="checkbox"/> (Complete Part II if there is a noncash contribution.)
147		\$ 15000.	Person <input checked="" type="checkbox"/> Payroll <input type="checkbox"/> Noncash <input type="checkbox"/> (Complete Part II if there is a noncash contribution.)
148		\$ 20000.	Person <input checked="" type="checkbox"/> Payroll <input type="checkbox"/> Noncash <input type="checkbox"/> (Complete Part II if there is a noncash contribution.)
149		\$ 50000.	Person <input checked="" type="checkbox"/> Payroll <input type="checkbox"/> Noncash <input type="checkbox"/> (Complete Part II if there is a noncash contribution.)
150		\$ 50000.	Person <input checked="" type="checkbox"/> Payroll <input type="checkbox"/> Noncash <input type="checkbox"/> (Complete Part II if there is a noncash contribution.)

Name of organization Chamber of Commerce of the USA	Employer identification number 53-0045720
---	---

Part I Contributors (see instructions)

(a) No.	(b) Name, address, and ZIP + 4	(c) Aggregate contributions	(d) Type of contribution
151		\$ 15000.	Person <input checked="" type="checkbox"/> Payroll <input type="checkbox"/> Noncash <input type="checkbox"/> (Complete Part II if there is a noncash contribution.)
152		\$ 75000.	Person <input checked="" type="checkbox"/> Payroll <input type="checkbox"/> Noncash <input type="checkbox"/> (Complete Part II if there is a noncash contribution.)
153		\$ 20000.	Person <input checked="" type="checkbox"/> Payroll <input type="checkbox"/> Noncash <input type="checkbox"/> (Complete Part II if there is a noncash contribution.)
154		\$ 10000.	Person <input checked="" type="checkbox"/> Payroll <input type="checkbox"/> Noncash <input type="checkbox"/> (Complete Part II if there is a noncash contribution.)
155		\$ 7500.	Person <input checked="" type="checkbox"/> Payroll <input type="checkbox"/> Noncash <input type="checkbox"/> (Complete Part II if there is a noncash contribution.)
156		\$ 201200.	Person <input checked="" type="checkbox"/> Payroll <input type="checkbox"/> Noncash <input type="checkbox"/> (Complete Part II if there is a noncash contribution.)

Name of organization Chamber of Commerce of the USA	Employer identification number 53-0045720
---	---

Part I Contributors (see instructions)

(a) No.	(b) Name, address, and ZIP + 4	(c) Aggregate contributions	(d) Type of contribution
157		\$ 16500.	Person <input checked="" type="checkbox"/> Payroll <input type="checkbox"/> Noncash <input type="checkbox"/> (Complete Part II if there is a noncash contribution.)
158		\$ 10000.	Person <input checked="" type="checkbox"/> Payroll <input type="checkbox"/> Noncash <input type="checkbox"/> (Complete Part II if there is a noncash contribution.)
159		\$ 27500.	Person <input checked="" type="checkbox"/> Payroll <input type="checkbox"/> Noncash <input type="checkbox"/> (Complete Part II if there is a noncash contribution.)
160		\$ 10000.	Person <input checked="" type="checkbox"/> Payroll <input type="checkbox"/> Noncash <input type="checkbox"/> (Complete Part II if there is a noncash contribution.)
161		\$ 15000.	Person <input checked="" type="checkbox"/> Payroll <input type="checkbox"/> Noncash <input type="checkbox"/> (Complete Part II if there is a noncash contribution.)
162		\$ 5000.	Person <input checked="" type="checkbox"/> Payroll <input type="checkbox"/> Noncash <input type="checkbox"/> (Complete Part II if there is a noncash contribution.)

Name of organization Chamber of Commerce of the USA	Employer identification number 53-0045720
---	---

Part I Contributors (see instructions)

(a) No.	(b) Name, address, and ZIP + 4	(c) Aggregate contributions	(d) Type of contribution
163	 <hr/> <hr/> <hr/>	\$ 25000.	Person <input checked="" type="checkbox"/> Payroll <input type="checkbox"/> Noncash <input type="checkbox"/> (Complete Part II if there is a noncash contribution.)
164	 <hr/> <hr/> <hr/>	\$ 5000.	Person <input checked="" type="checkbox"/> Payroll <input type="checkbox"/> Noncash <input type="checkbox"/> (Complete Part II if there is a noncash contribution.)
165	 <hr/> <hr/> <hr/>	\$ 25000.	Person <input checked="" type="checkbox"/> Payroll <input type="checkbox"/> Noncash <input type="checkbox"/> (Complete Part II if there is a noncash contribution.)
166	 <hr/> <hr/> <hr/>	\$ 25000.	Person <input checked="" type="checkbox"/> Payroll <input type="checkbox"/> Noncash <input type="checkbox"/> (Complete Part II if there is a noncash contribution.)
167	 <hr/> <hr/> <hr/>	\$ 5000.	Person <input checked="" type="checkbox"/> Payroll <input type="checkbox"/> Noncash <input type="checkbox"/> (Complete Part II if there is a noncash contribution.)
168	 <hr/> <hr/> <hr/>	\$ 75000.	Person <input checked="" type="checkbox"/> Payroll <input type="checkbox"/> Noncash <input type="checkbox"/> (Complete Part II if there is a noncash contribution.)

Name of organization Chamber of Commerce of the USA	Employer identification number 53-0045720
---	---

Part I Contributors (see instructions)

(a) No.	(b) Name, address, and ZIP + 4	(c) Aggregate contributions	(d) Type of contribution
169		\$ 5000.	Person <input checked="" type="checkbox"/> Payroll <input type="checkbox"/> Noncash <input type="checkbox"/> (Complete Part II if there is a noncash contribution.)
170		\$ 20000.	Person <input checked="" type="checkbox"/> Payroll <input type="checkbox"/> Noncash <input type="checkbox"/> (Complete Part II if there is a noncash contribution.)
171		\$ 25000.	Person <input checked="" type="checkbox"/> Payroll <input type="checkbox"/> Noncash <input type="checkbox"/> (Complete Part II if there is a noncash contribution.)
172		\$ 662500.	Person <input checked="" type="checkbox"/> Payroll <input type="checkbox"/> Noncash <input type="checkbox"/> (Complete Part II if there is a noncash contribution.)
173		\$ 19980.	Person <input checked="" type="checkbox"/> Payroll <input type="checkbox"/> Noncash <input type="checkbox"/> (Complete Part II if there is a noncash contribution.)
174		\$ 100000.	Person <input checked="" type="checkbox"/> Payroll <input type="checkbox"/> Noncash <input type="checkbox"/> (Complete Part II if there is a noncash contribution.)

Name of organization

Employer identification number

Chamber of Commerce of the USA

53-0045720

Part I Contributors (see instructions)

(a) No.	(b) Name, address, and ZIP + 4	(c) Aggregate contributions	(d) Type of contribution
175		\$ 10074.	Person <input checked="" type="checkbox"/> Payroll <input type="checkbox"/> Noncash <input type="checkbox"/> (Complete Part II if there is a noncash contribution.)
176		\$ 5000.	Person <input checked="" type="checkbox"/> Payroll <input type="checkbox"/> Noncash <input type="checkbox"/> (Complete Part II if there is a noncash contribution.)
177		\$ 12000.	Person <input checked="" type="checkbox"/> Payroll <input type="checkbox"/> Noncash <input type="checkbox"/> (Complete Part II if there is a noncash contribution.)
178		\$ 75000.	Person <input checked="" type="checkbox"/> Payroll <input type="checkbox"/> Noncash <input type="checkbox"/> (Complete Part II if there is a noncash contribution.)
179		\$ 7095.	Person <input checked="" type="checkbox"/> Payroll <input type="checkbox"/> Noncash <input type="checkbox"/> (Complete Part II if there is a noncash contribution.)
180		\$ 50000.	Person <input checked="" type="checkbox"/> Payroll <input type="checkbox"/> Noncash <input type="checkbox"/> (Complete Part II if there is a noncash contribution.)

Name of organization Chamber of Commerce of the USA	Employer identification number 53-0045720
---	---

Part I Contributors (see instructions)

(a) No.	(b) Name, address, and ZIP + 4	(c) Aggregate contributions	(d) Type of contribution
181		\$ 99975.	Person <input checked="" type="checkbox"/> Payroll <input type="checkbox"/> Noncash <input type="checkbox"/> (Complete Part II if there is a noncash contribution.)
182		\$ 100000.	Person <input checked="" type="checkbox"/> Payroll <input type="checkbox"/> Noncash <input type="checkbox"/> (Complete Part II if there is a noncash contribution.)
183		\$ 100000.	Person <input checked="" type="checkbox"/> Payroll <input type="checkbox"/> Noncash <input type="checkbox"/> (Complete Part II if there is a noncash contribution.)
184		\$ 25000.	Person <input checked="" type="checkbox"/> Payroll <input type="checkbox"/> Noncash <input type="checkbox"/> (Complete Part II if there is a noncash contribution.)
185		\$ 10000.	Person <input checked="" type="checkbox"/> Payroll <input type="checkbox"/> Noncash <input type="checkbox"/> (Complete Part II if there is a noncash contribution.)
186		\$ 7476.	Person <input checked="" type="checkbox"/> Payroll <input type="checkbox"/> Noncash <input type="checkbox"/> (Complete Part II if there is a noncash contribution.)

Name of organization

Employer identification number

Chamber of Commerce of the USA

53-0045720

Part I Contributors (see instructions)

(a) No.	(b) Name, address, and ZIP + 4	(c) Aggregate contributions	(d) Type of contribution
187		\$ 7450.	Person <input checked="" type="checkbox"/> Payroll <input type="checkbox"/> Noncash <input type="checkbox"/> (Complete Part II if there is a noncash contribution.)
188		\$ 10000.	Person <input checked="" type="checkbox"/> Payroll <input type="checkbox"/> Noncash <input type="checkbox"/> (Complete Part II if there is a noncash contribution.)
189		\$ 150000.	Person <input checked="" type="checkbox"/> Payroll <input type="checkbox"/> Noncash <input type="checkbox"/> (Complete Part II if there is a noncash contribution.)
190		\$ 9980.	Person <input checked="" type="checkbox"/> Payroll <input type="checkbox"/> Noncash <input type="checkbox"/> (Complete Part II if there is a noncash contribution.)
191		\$ 125000.	Person <input checked="" type="checkbox"/> Payroll <input type="checkbox"/> Noncash <input type="checkbox"/> (Complete Part II if there is a noncash contribution.)
192		\$ 100000.	Person <input checked="" type="checkbox"/> Payroll <input type="checkbox"/> Noncash <input type="checkbox"/> (Complete Part II if there is a noncash contribution.)

Name of organization Chamber of Commerce of the USA	Employer identification number 53-0045720
---	---

Part I Contributors (see instructions)

(a) No.	(b) Name, address, and ZIP + 4	(c) Aggregate contributions	(d) Type of contribution
193		\$ 50000.	Person <input checked="" type="checkbox"/> Payroll <input type="checkbox"/> Noncash <input type="checkbox"/> (Complete Part II if there is a noncash contribution.)
194		\$ 5000.	Person <input checked="" type="checkbox"/> Payroll <input type="checkbox"/> Noncash <input type="checkbox"/> (Complete Part II if there is a noncash contribution.)
195		\$ 40000.	Person <input checked="" type="checkbox"/> Payroll <input type="checkbox"/> Noncash <input type="checkbox"/> (Complete Part II if there is a noncash contribution.)
196		\$ 5000.	Person <input checked="" type="checkbox"/> Payroll <input type="checkbox"/> Noncash <input type="checkbox"/> (Complete Part II if there is a noncash contribution.)
197		\$ 10000.	Person <input checked="" type="checkbox"/> Payroll <input type="checkbox"/> Noncash <input type="checkbox"/> (Complete Part II if there is a noncash contribution.)
198		\$ 27500.	Person <input checked="" type="checkbox"/> Payroll <input type="checkbox"/> Noncash <input type="checkbox"/> (Complete Part II if there is a noncash contribution.)

Name of organization Chamber of Commerce of the USA	Employer identification number 53-0045720
---	---

Part I Contributors (see instructions)

(a) No.	(b) Name, address, and ZIP + 4	(c) Aggregate contributions	(d) Type of contribution
199	_____ _____ _____	\$ 5000.	Person <input checked="" type="checkbox"/> Payroll <input type="checkbox"/> Noncash <input type="checkbox"/> (Complete Part II if there is a noncash contribution.)
200	_____ _____ _____	\$ 15000.	Person <input checked="" type="checkbox"/> Payroll <input type="checkbox"/> Noncash <input type="checkbox"/> (Complete Part II if there is a noncash contribution.)
201	_____ _____ _____	\$ 25000.	Person <input checked="" type="checkbox"/> Payroll <input type="checkbox"/> Noncash <input type="checkbox"/> (Complete Part II if there is a noncash contribution.)
202	_____ _____ _____	\$ 5000.	Person <input checked="" type="checkbox"/> Payroll <input type="checkbox"/> Noncash <input type="checkbox"/> (Complete Part II if there is a noncash contribution.)
203	_____ _____ _____	\$ 40000.	Person <input checked="" type="checkbox"/> Payroll <input type="checkbox"/> Noncash <input type="checkbox"/> (Complete Part II if there is a noncash contribution.)
204	_____ _____ _____	\$ 25000.	Person <input checked="" type="checkbox"/> Payroll <input type="checkbox"/> Noncash <input type="checkbox"/> (Complete Part II if there is a noncash contribution.)

Name of organization

Employer identification number

Chamber of Commerce of the USA

53-0045720

Part I Contributors (see instructions)

(a) No.	(b) Name, address, and ZIP + 4	(c) Aggregate contributions	(d) Type of contribution
205		\$ 25000.	Person <input checked="" type="checkbox"/> Payroll <input type="checkbox"/> Noncash <input type="checkbox"/> (Complete Part II if there is a noncash contribution.)
206		\$ 1257500.	Person <input checked="" type="checkbox"/> Payroll <input type="checkbox"/> Noncash <input type="checkbox"/> (Complete Part II if there is a noncash contribution.)
207		\$ 65000.	Person <input checked="" type="checkbox"/> Payroll <input type="checkbox"/> Noncash <input type="checkbox"/> (Complete Part II if there is a noncash contribution.)
208		\$ 7000.	Person <input checked="" type="checkbox"/> Payroll <input type="checkbox"/> Noncash <input type="checkbox"/> (Complete Part II if there is a noncash contribution.)
209		\$ 7100.	Person <input checked="" type="checkbox"/> Payroll <input type="checkbox"/> Noncash <input type="checkbox"/> (Complete Part II if there is a noncash contribution.)
210		\$ 15000.	Person <input checked="" type="checkbox"/> Payroll <input type="checkbox"/> Noncash <input type="checkbox"/> (Complete Part II if there is a noncash contribution.)

Name of organization Chamber of Commerce of the USA	Employer identification number 53-0045720
---	---

Part I Contributors (see instructions)

(a) No.	(b) Name, address, and ZIP + 4	(c) Aggregate contributions	(d) Type of contribution
211		\$ 100000.	Person <input checked="" type="checkbox"/> Payroll <input type="checkbox"/> Noncash <input type="checkbox"/> (Complete Part II if there is a noncash contribution.)
212		\$ 7500.	Person <input checked="" type="checkbox"/> Payroll <input type="checkbox"/> Noncash <input type="checkbox"/> (Complete Part II if there is a noncash contribution.)
213		\$ 5000.	Person <input checked="" type="checkbox"/> Payroll <input type="checkbox"/> Noncash <input type="checkbox"/> (Complete Part II if there is a noncash contribution.)
214		\$ 100000.	Person <input checked="" type="checkbox"/> Payroll <input type="checkbox"/> Noncash <input type="checkbox"/> (Complete Part II if there is a noncash contribution.)
215		\$ 10000.	Person <input checked="" type="checkbox"/> Payroll <input type="checkbox"/> Noncash <input type="checkbox"/> (Complete Part II if there is a noncash contribution.)
216		\$ 5000.	Person <input checked="" type="checkbox"/> Payroll <input type="checkbox"/> Noncash <input type="checkbox"/> (Complete Part II if there is a noncash contribution.)

Name of organization Chamber of Commerce of the USA	Employer identification number 53-0045720
---	---

Part I Contributors (see instructions)

(a) No.	(b) Name, address, and ZIP + 4	(c) Aggregate contributions	(d) Type of contribution
217		\$ 5000.	Person <input checked="" type="checkbox"/> Payroll <input type="checkbox"/> Noncash <input type="checkbox"/> (Complete Part II if there is a noncash contribution.)
218		\$ 500000.	Person <input checked="" type="checkbox"/> Payroll <input type="checkbox"/> Noncash <input type="checkbox"/> (Complete Part II if there is a noncash contribution.)
219		\$ 50000.	Person <input checked="" type="checkbox"/> Payroll <input type="checkbox"/> Noncash <input type="checkbox"/> (Complete Part II if there is a noncash contribution.)
220		\$ 10000.	Person <input checked="" type="checkbox"/> Payroll <input type="checkbox"/> Noncash <input type="checkbox"/> (Complete Part II if there is a noncash contribution.)
221		\$ 7500.	Person <input checked="" type="checkbox"/> Payroll <input type="checkbox"/> Noncash <input type="checkbox"/> (Complete Part II if there is a noncash contribution.)
222		\$ 10000.	Person <input checked="" type="checkbox"/> Payroll <input type="checkbox"/> Noncash <input type="checkbox"/> (Complete Part II if there is a noncash contribution.)

Name of organization Chamber of Commerce of the USA	Employer identification number 53-0045720
---	---

Part I Contributors (see instructions)

(a) No.	(b) Name, address, and ZIP + 4	(c) Aggregate contributions	(d) Type of contribution
223		\$ 7500.	Person <input checked="" type="checkbox"/> Payroll <input type="checkbox"/> Noncash <input type="checkbox"/> (Complete Part II if there is a noncash contribution.)
224		\$ 10000.	Person <input checked="" type="checkbox"/> Payroll <input type="checkbox"/> Noncash <input type="checkbox"/> (Complete Part II if there is a noncash contribution.)
225		\$ 5000.	Person <input checked="" type="checkbox"/> Payroll <input type="checkbox"/> Noncash <input type="checkbox"/> (Complete Part II if there is a noncash contribution.)
226		\$ 5000.	Person <input checked="" type="checkbox"/> Payroll <input type="checkbox"/> Noncash <input type="checkbox"/> (Complete Part II if there is a noncash contribution.)
227		\$ 5000.	Person <input checked="" type="checkbox"/> Payroll <input type="checkbox"/> Noncash <input type="checkbox"/> (Complete Part II if there is a noncash contribution.)
228		\$ 7500.	Person <input checked="" type="checkbox"/> Payroll <input type="checkbox"/> Noncash <input type="checkbox"/> (Complete Part II if there is a noncash contribution.)

Name of organization Chamber of Commerce of the USA	Employer identification number 53-0045720
---	---

Part I Contributors (see instructions)

(a) No.	(b) Name, address, and ZIP + 4	(c) Aggregate contributions	(d) Type of contribution
229		\$ 10000.	Person <input checked="" type="checkbox"/> Payroll <input type="checkbox"/> Noncash <input type="checkbox"/> (Complete Part II if there is a noncash contribution.)
230		\$ 24000.	Person <input checked="" type="checkbox"/> Payroll <input type="checkbox"/> Noncash <input type="checkbox"/> (Complete Part II if there is a noncash contribution.)
231		\$ 200000.	Person <input checked="" type="checkbox"/> Payroll <input type="checkbox"/> Noncash <input type="checkbox"/> (Complete Part II if there is a noncash contribution.)
232		\$ 7500.	Person <input checked="" type="checkbox"/> Payroll <input type="checkbox"/> Noncash <input type="checkbox"/> (Complete Part II if there is a noncash contribution.)
233		\$ 115000.	Person <input checked="" type="checkbox"/> Payroll <input type="checkbox"/> Noncash <input type="checkbox"/> (Complete Part II if there is a noncash contribution.)
234		\$ 15000.	Person <input checked="" type="checkbox"/> Payroll <input type="checkbox"/> Noncash <input type="checkbox"/> (Complete Part II if there is a noncash contribution.)

Name of organization Chamber of Commerce of the USA	Employer identification number 53-0045720
---	---

Part I Contributors (see instructions)

(a) No.	(b) Name, address, and ZIP + 4	(c) Aggregate contributions	(d) Type of contribution
235		\$ <u>6000.</u>	Person <input checked="" type="checkbox"/> Payroll <input type="checkbox"/> Noncash <input type="checkbox"/> (Complete Part II if there is a noncash contribution.)
236		\$ <u>5000.</u>	Person <input checked="" type="checkbox"/> Payroll <input type="checkbox"/> Noncash <input type="checkbox"/> (Complete Part II if there is a noncash contribution.)
237		\$ <u>25000.</u>	Person <input checked="" type="checkbox"/> Payroll <input type="checkbox"/> Noncash <input type="checkbox"/> (Complete Part II if there is a noncash contribution.)
238		\$ <u>8500.</u>	Person <input checked="" type="checkbox"/> Payroll <input type="checkbox"/> Noncash <input type="checkbox"/> (Complete Part II if there is a noncash contribution.)
239		\$ <u>25000.</u>	Person <input checked="" type="checkbox"/> Payroll <input type="checkbox"/> Noncash <input type="checkbox"/> (Complete Part II if there is a noncash contribution.)
240		\$ <u>15000.</u>	Person <input checked="" type="checkbox"/> Payroll <input type="checkbox"/> Noncash <input type="checkbox"/> (Complete Part II if there is a noncash contribution.)

Name of organization Chamber of Commerce of the USA	Employer identification number 53-0045720
---	---

Part I Contributors (see instructions)

(a) No.	(b) Name, address, and ZIP + 4	(c) Aggregate contributions	(d) Type of contribution
241		\$ 10000.	Person <input checked="" type="checkbox"/> Payroll <input type="checkbox"/> Noncash <input type="checkbox"/> (Complete Part II if there is a noncash contribution.)
242		\$ 5000.	Person <input checked="" type="checkbox"/> Payroll <input type="checkbox"/> Noncash <input type="checkbox"/> (Complete Part II if there is a noncash contribution.)
243		\$ 10000.	Person <input checked="" type="checkbox"/> Payroll <input type="checkbox"/> Noncash <input type="checkbox"/> (Complete Part II if there is a noncash contribution.)
244		\$ 50000.	Person <input checked="" type="checkbox"/> Payroll <input type="checkbox"/> Noncash <input type="checkbox"/> (Complete Part II if there is a noncash contribution.)
245		\$ 257500.	Person <input checked="" type="checkbox"/> Payroll <input type="checkbox"/> Noncash <input type="checkbox"/> (Complete Part II if there is a noncash contribution.)
246		\$ 7500.	Person <input checked="" type="checkbox"/> Payroll <input type="checkbox"/> Noncash <input type="checkbox"/> (Complete Part II if there is a noncash contribution.)

Name of organization Chamber of Commerce of the USA	Employer identification number 53-0045720
---	---

Part I Contributors (see instructions)

(a) No.	(b) Name, address, and ZIP + 4	(c) Aggregate contributions	(d) Type of contribution
247		\$ 20000.	Person <input checked="" type="checkbox"/> Payroll <input type="checkbox"/> Noncash <input type="checkbox"/> (Complete Part II if there is a noncash contribution.)
248		\$ 200000.	Person <input checked="" type="checkbox"/> Payroll <input type="checkbox"/> Noncash <input type="checkbox"/> (Complete Part II if there is a noncash contribution.)
249		\$ 505000.	Person <input checked="" type="checkbox"/> Payroll <input type="checkbox"/> Noncash <input type="checkbox"/> (Complete Part II if there is a noncash contribution.)
250		\$ 50000.	Person <input checked="" type="checkbox"/> Payroll <input type="checkbox"/> Noncash <input type="checkbox"/> (Complete Part II if there is a noncash contribution.)
251		\$ 40000.	Person <input checked="" type="checkbox"/> Payroll <input type="checkbox"/> Noncash <input type="checkbox"/> (Complete Part II if there is a noncash contribution.)
252		\$ 200000.	Person <input checked="" type="checkbox"/> Payroll <input type="checkbox"/> Noncash <input type="checkbox"/> (Complete Part II if there is a noncash contribution.)

Name of organization Chamber of Commerce of the USA	Employer identification number 53-0045720
---	---

Part I Contributors (see instructions)

(a) No.	(b) Name, address, and ZIP + 4	(c) Aggregate contributions	(d) Type of contribution
253		\$ <u>7480.</u>	Person <input checked="" type="checkbox"/> Payroll <input type="checkbox"/> Noncash <input type="checkbox"/> (Complete Part II if there is a noncash contribution.)
254		\$ <u>471049.</u>	Person <input checked="" type="checkbox"/> Payroll <input type="checkbox"/> Noncash <input type="checkbox"/> (Complete Part II if there is a noncash contribution.)
255		\$ <u>5000.</u>	Person <input checked="" type="checkbox"/> Payroll <input type="checkbox"/> Noncash <input type="checkbox"/> (Complete Part II if there is a noncash contribution.)
256		\$ <u>6000.</u>	Person <input checked="" type="checkbox"/> Payroll <input type="checkbox"/> Noncash <input type="checkbox"/> (Complete Part II if there is a noncash contribution.)
257		\$ <u>17500.</u>	Person <input checked="" type="checkbox"/> Payroll <input type="checkbox"/> Noncash <input type="checkbox"/> (Complete Part II if there is a noncash contribution.)
258		\$ <u>25000.</u>	Person <input checked="" type="checkbox"/> Payroll <input type="checkbox"/> Noncash <input type="checkbox"/> (Complete Part II if there is a noncash contribution.)

Name of organization Chamber of Commerce of the USA	Employer identification number 53-0045720
---	---

Part I Contributors (see instructions)

(a) No.	(b) Name, address, and ZIP + 4	(c) Aggregate contributions	(d) Type of contribution
259		\$ 5000.	Person <input checked="" type="checkbox"/> Payroll <input type="checkbox"/> Noncash <input type="checkbox"/> (Complete Part II if there is a noncash contribution.)
260		\$ 60000.	Person <input checked="" type="checkbox"/> Payroll <input type="checkbox"/> Noncash <input type="checkbox"/> (Complete Part II if there is a noncash contribution.)
261		\$ 5000.	Person <input checked="" type="checkbox"/> Payroll <input type="checkbox"/> Noncash <input type="checkbox"/> (Complete Part II if there is a noncash contribution.)
262		\$ 200000.	Person <input checked="" type="checkbox"/> Payroll <input type="checkbox"/> Noncash <input type="checkbox"/> (Complete Part II if there is a noncash contribution.)
263		\$ 25000.	Person <input checked="" type="checkbox"/> Payroll <input type="checkbox"/> Noncash <input type="checkbox"/> (Complete Part II if there is a noncash contribution.)
264		\$ 5000.	Person <input checked="" type="checkbox"/> Payroll <input type="checkbox"/> Noncash <input type="checkbox"/> (Complete Part II if there is a noncash contribution.)

Name of organization Chamber of Commerce of the USA	Employer identification number 53-0045720
---	---

Part I Contributors (see instructions)

(a) No.	(b) Name, address, and ZIP + 4	(c) Aggregate contributions	(d) Type of contribution
265		\$ 7000.	Person <input checked="" type="checkbox"/> Payroll <input type="checkbox"/> Noncash <input type="checkbox"/> (Complete Part II if there is a noncash contribution.)
266		\$ 40000.	Person <input checked="" type="checkbox"/> Payroll <input type="checkbox"/> Noncash <input type="checkbox"/> (Complete Part II if there is a noncash contribution.)
267		\$ 40000.	Person <input checked="" type="checkbox"/> Payroll <input type="checkbox"/> Noncash <input type="checkbox"/> (Complete Part II if there is a noncash contribution.)
268		\$ 250000.	Person <input checked="" type="checkbox"/> Payroll <input type="checkbox"/> Noncash <input type="checkbox"/> (Complete Part II if there is a noncash contribution.)
269		\$ 100000.	Person <input checked="" type="checkbox"/> Payroll <input type="checkbox"/> Noncash <input type="checkbox"/> (Complete Part II if there is a noncash contribution.)
270		\$ 30000.	Person <input checked="" type="checkbox"/> Payroll <input type="checkbox"/> Noncash <input type="checkbox"/> (Complete Part II if there is a noncash contribution.)

Name of organization Chamber of Commerce of the USA	Employer identification number 53-0045720
---	---

Part I Contributors (see instructions)

(a) No.	(b) Name, address, and ZIP + 4	(c) Aggregate contributions	(d) Type of contribution
271		\$ <u>5000.</u>	Person <input checked="" type="checkbox"/> Payroll <input type="checkbox"/> Noncash <input type="checkbox"/> (Complete Part II if there is a noncash contribution.)
272		\$ <u>25000.</u>	Person <input checked="" type="checkbox"/> Payroll <input type="checkbox"/> Noncash <input type="checkbox"/> (Complete Part II if there is a noncash contribution.)
273		\$ <u>51036.</u>	Person <input checked="" type="checkbox"/> Payroll <input type="checkbox"/> Noncash <input type="checkbox"/> (Complete Part II if there is a noncash contribution.)
274		\$ <u>15000.</u>	Person <input checked="" type="checkbox"/> Payroll <input type="checkbox"/> Noncash <input type="checkbox"/> (Complete Part II if there is a noncash contribution.)
275		\$ <u>100000.</u>	Person <input checked="" type="checkbox"/> Payroll <input type="checkbox"/> Noncash <input type="checkbox"/> (Complete Part II if there is a noncash contribution.)
276		\$ <u>35500.</u>	Person <input checked="" type="checkbox"/> Payroll <input type="checkbox"/> Noncash <input type="checkbox"/> (Complete Part II if there is a noncash contribution.)

Name of organization

Employer identification number

Chamber of Commerce of the USA

53-0045720

Part I Contributors (see instructions)

(a) No.	(b) Name, address, and ZIP + 4	(c) Aggregate contributions	(d) Type of contribution
277		\$ 5000.	Person <input checked="" type="checkbox"/> Payroll <input type="checkbox"/> Noncash <input type="checkbox"/> (Complete Part II if there is a noncash contribution.)
278		\$ 5000.	Person <input checked="" type="checkbox"/> Payroll <input type="checkbox"/> Noncash <input type="checkbox"/> (Complete Part II if there is a noncash contribution.)
279		\$ 25000.	Person <input checked="" type="checkbox"/> Payroll <input type="checkbox"/> Noncash <input type="checkbox"/> (Complete Part II if there is a noncash contribution.)
280		\$ 120000.	Person <input checked="" type="checkbox"/> Payroll <input type="checkbox"/> Noncash <input type="checkbox"/> (Complete Part II if there is a noncash contribution.)
281		\$ 6000.	Person <input checked="" type="checkbox"/> Payroll <input type="checkbox"/> Noncash <input type="checkbox"/> (Complete Part II if there is a noncash contribution.)
282		\$ 35000.	Person <input checked="" type="checkbox"/> Payroll <input type="checkbox"/> Noncash <input type="checkbox"/> (Complete Part II if there is a noncash contribution.)

Name of organization Chamber of Commerce of the USA	Employer identification number 53-0045720
---	---

Part I Contributors (see instructions)

(a) No.	(b) Name, address, and ZIP + 4	(c) Aggregate contributions	(d) Type of contribution
283		\$ 15000.	Person <input checked="" type="checkbox"/> Payroll <input type="checkbox"/> Noncash <input type="checkbox"/> (Complete Part II if there is a noncash contribution.)
284		\$ 6000.	Person <input checked="" type="checkbox"/> Payroll <input type="checkbox"/> Noncash <input type="checkbox"/> (Complete Part II if there is a noncash contribution.)
285		\$ 10000.	Person <input checked="" type="checkbox"/> Payroll <input type="checkbox"/> Noncash <input type="checkbox"/> (Complete Part II if there is a noncash contribution.)
286		\$ 30000.	Person <input checked="" type="checkbox"/> Payroll <input type="checkbox"/> Noncash <input type="checkbox"/> (Complete Part II if there is a noncash contribution.)
287		\$ 5000.	Person <input checked="" type="checkbox"/> Payroll <input type="checkbox"/> Noncash <input type="checkbox"/> (Complete Part II if there is a noncash contribution.)
288		\$ 10000.	Person <input checked="" type="checkbox"/> Payroll <input type="checkbox"/> Noncash <input type="checkbox"/> (Complete Part II if there is a noncash contribution.)

Name of organization Chamber of Commerce of the USA	Employer identification number 53-0045720
---	---

Part I Contributors (see instructions)

(a) No.	(b) Name, address, and ZIP + 4	(c) Aggregate contributions	(d) Type of contribution
289		\$ 5000.	Person <input checked="" type="checkbox"/> Payroll <input type="checkbox"/> Noncash <input type="checkbox"/> (Complete Part II if there is a noncash contribution.)
290		\$ 100000.	Person <input checked="" type="checkbox"/> Payroll <input type="checkbox"/> Noncash <input type="checkbox"/> (Complete Part II if there is a noncash contribution.)
291		\$ 6000.	Person <input checked="" type="checkbox"/> Payroll <input type="checkbox"/> Noncash <input type="checkbox"/> (Complete Part II if there is a noncash contribution.)
292		\$ 15000.	Person <input checked="" type="checkbox"/> Payroll <input type="checkbox"/> Noncash <input type="checkbox"/> (Complete Part II if there is a noncash contribution.)
293		\$ 15000.	Person <input checked="" type="checkbox"/> Payroll <input type="checkbox"/> Noncash <input type="checkbox"/> (Complete Part II if there is a noncash contribution.)
294		\$ 10000.	Person <input checked="" type="checkbox"/> Payroll <input type="checkbox"/> Noncash <input type="checkbox"/> (Complete Part II if there is a noncash contribution.)

Name of organization Chamber of Commerce of the USA	Employer identification number 53-0045720
---	---

Part I Contributors (see instructions)

(a) No.	(b) Name, address, and ZIP + 4	(c) Aggregate contributions	(d) Type of contribution
295		\$ <u>6000.</u>	Person <input checked="" type="checkbox"/> Payroll <input type="checkbox"/> Noncash <input type="checkbox"/> (Complete Part II if there is a noncash contribution.)
296		\$ <u>1300000.</u>	Person <input checked="" type="checkbox"/> Payroll <input type="checkbox"/> Noncash <input type="checkbox"/> (Complete Part II if there is a noncash contribution.)
297		\$ <u>10000.</u>	Person <input checked="" type="checkbox"/> Payroll <input type="checkbox"/> Noncash <input type="checkbox"/> (Complete Part II if there is a noncash contribution.)
298		\$ <u>15000.</u>	Person <input checked="" type="checkbox"/> Payroll <input type="checkbox"/> Noncash <input type="checkbox"/> (Complete Part II if there is a noncash contribution.)
299		\$ <u>150000.</u>	Person <input checked="" type="checkbox"/> Payroll <input type="checkbox"/> Noncash <input type="checkbox"/> (Complete Part II if there is a noncash contribution.)
300		\$ <u>40500.</u>	Person <input checked="" type="checkbox"/> Payroll <input type="checkbox"/> Noncash <input type="checkbox"/> (Complete Part II if there is a noncash contribution.)

Name of organization Chamber of Commerce of the USA	Employer identification number 53-0045720
---	---

Part I Contributors (see instructions)

(a) No.	(b) Name, address, and ZIP + 4	(c) Aggregate contributions	(d) Type of contribution
301		\$ 125000.	Person <input checked="" type="checkbox"/> Payroll <input type="checkbox"/> Noncash <input type="checkbox"/> (Complete Part II if there is a noncash contribution.)
302		\$ 25000.	Person <input checked="" type="checkbox"/> Payroll <input type="checkbox"/> Noncash <input type="checkbox"/> (Complete Part II if there is a noncash contribution.)
303		\$ 5000.	Person <input checked="" type="checkbox"/> Payroll <input type="checkbox"/> Noncash <input type="checkbox"/> (Complete Part II if there is a noncash contribution.)
304		\$ 5000.	Person <input checked="" type="checkbox"/> Payroll <input type="checkbox"/> Noncash <input type="checkbox"/> (Complete Part II if there is a noncash contribution.)
305		\$ 32500.	Person <input checked="" type="checkbox"/> Payroll <input type="checkbox"/> Noncash <input type="checkbox"/> (Complete Part II if there is a noncash contribution.)
306		\$ 698896.	Person <input checked="" type="checkbox"/> Payroll <input type="checkbox"/> Noncash <input type="checkbox"/> (Complete Part II if there is a noncash contribution.)

Name of organization Chamber of Commerce of the USA	Employer identification number 53-0045720
---	---

Part I Contributors (see instructions)

(a) No.	(b) Name, address, and ZIP + 4	(c) Aggregate contributions	(d) Type of contribution
307		\$ 20000.	Person <input checked="" type="checkbox"/> Payroll <input type="checkbox"/> Noncash <input type="checkbox"/> (Complete Part II if there is a noncash contribution.)
308		\$ 5000.	Person <input checked="" type="checkbox"/> Payroll <input type="checkbox"/> Noncash <input type="checkbox"/> (Complete Part II if there is a noncash contribution.)
309		\$ 50000.	Person <input checked="" type="checkbox"/> Payroll <input type="checkbox"/> Noncash <input type="checkbox"/> (Complete Part II if there is a noncash contribution.)
310		\$ 50000.	Person <input checked="" type="checkbox"/> Payroll <input type="checkbox"/> Noncash <input type="checkbox"/> (Complete Part II if there is a noncash contribution.)
311		\$ 7500.	Person <input checked="" type="checkbox"/> Payroll <input type="checkbox"/> Noncash <input type="checkbox"/> (Complete Part II if there is a noncash contribution.)
312		\$ 330000.	Person <input checked="" type="checkbox"/> Payroll <input type="checkbox"/> Noncash <input type="checkbox"/> (Complete Part II if there is a noncash contribution.)

Name of organization Chamber of Commerce of the USA	Employer identification number 53-0045720
---	---

Part I Contributors (see instructions)

(a) No.	(b) Name, address, and ZIP + 4	(c) Aggregate contributions	(d) Type of contribution
313		\$ 50000.	Person <input checked="" type="checkbox"/> Payroll <input type="checkbox"/> Noncash <input type="checkbox"/> (Complete Part II if there is a noncash contribution.)
314		\$ 5000.	Person <input checked="" type="checkbox"/> Payroll <input type="checkbox"/> Noncash <input type="checkbox"/> (Complete Part II if there is a noncash contribution.)
315		\$ 7500.	Person <input checked="" type="checkbox"/> Payroll <input type="checkbox"/> Noncash <input type="checkbox"/> (Complete Part II if there is a noncash contribution.)
316		\$ 100000.	Person <input checked="" type="checkbox"/> Payroll <input type="checkbox"/> Noncash <input type="checkbox"/> (Complete Part II if there is a noncash contribution.)
317		\$ 50000.	Person <input checked="" type="checkbox"/> Payroll <input type="checkbox"/> Noncash <input type="checkbox"/> (Complete Part II if there is a noncash contribution.)
318		\$ 20000.	Person <input checked="" type="checkbox"/> Payroll <input type="checkbox"/> Noncash <input type="checkbox"/> (Complete Part II if there is a noncash contribution.)

Name of organization Chamber of Commerce of the USA	Employer identification number 53-0045720
---	---

Part I Contributors (see instructions)

(a) No.	(b) Name, address, and ZIP + 4	(c) Aggregate contributions	(d) Type of contribution
319		\$ 10000.	Person <input checked="" type="checkbox"/> Payroll <input type="checkbox"/> Noncash <input type="checkbox"/> (Complete Part II if there is a noncash contribution.)
320		\$ 7500.	Person <input checked="" type="checkbox"/> Payroll <input type="checkbox"/> Noncash <input type="checkbox"/> (Complete Part II if there is a noncash contribution.)
321		\$ 7500.	Person <input checked="" type="checkbox"/> Payroll <input type="checkbox"/> Noncash <input type="checkbox"/> (Complete Part II if there is a noncash contribution.)
322		\$ 10000.	Person <input checked="" type="checkbox"/> Payroll <input type="checkbox"/> Noncash <input type="checkbox"/> (Complete Part II if there is a noncash contribution.)
323		\$ 50000.	Person <input checked="" type="checkbox"/> Payroll <input type="checkbox"/> Noncash <input type="checkbox"/> (Complete Part II if there is a noncash contribution.)
324		\$ 5000.	Person <input checked="" type="checkbox"/> Payroll <input type="checkbox"/> Noncash <input type="checkbox"/> (Complete Part II if there is a noncash contribution.)

Name of organization Chamber of Commerce of the USA	Employer identification number 53-0045720
---	---

Part I Contributors (see instructions)

(a) No.	(b) Name, address, and ZIP + 4	(c) Aggregate contributions	(d) Type of contribution
325		\$ 250000.	Person <input checked="" type="checkbox"/> Payroll <input type="checkbox"/> Noncash <input type="checkbox"/> (Complete Part II if there is a noncash contribution.)
326		\$ 1000000.	Person <input checked="" type="checkbox"/> Payroll <input type="checkbox"/> Noncash <input type="checkbox"/> (Complete Part II if there is a noncash contribution.)
327		\$ 5000.	Person <input checked="" type="checkbox"/> Payroll <input type="checkbox"/> Noncash <input type="checkbox"/> (Complete Part II if there is a noncash contribution.)
328		\$ 40000.	Person <input checked="" type="checkbox"/> Payroll <input type="checkbox"/> Noncash <input type="checkbox"/> (Complete Part II if there is a noncash contribution.)
329		\$ 30000.	Person <input checked="" type="checkbox"/> Payroll <input type="checkbox"/> Noncash <input type="checkbox"/> (Complete Part II if there is a noncash contribution.)
330		\$ 12000.	Person <input checked="" type="checkbox"/> Payroll <input type="checkbox"/> Noncash <input type="checkbox"/> (Complete Part II if there is a noncash contribution.)

Name of organization Chamber of Commerce of the USA	Employer identification number 53-0045720
---	---

Part I Contributors (see instructions)

(a) No.	(b) Name, address, and ZIP + 4	(c) Aggregate contributions	(d) Type of contribution
331		\$ 25000.	Person <input checked="" type="checkbox"/> Payroll <input type="checkbox"/> Noncash <input type="checkbox"/> (Complete Part II if there is a noncash contribution.)
332		\$ 474000.	Person <input checked="" type="checkbox"/> Payroll <input type="checkbox"/> Noncash <input type="checkbox"/> (Complete Part II if there is a noncash contribution.)
333		\$ 50000.	Person <input checked="" type="checkbox"/> Payroll <input type="checkbox"/> Noncash <input type="checkbox"/> (Complete Part II if there is a noncash contribution.)
334		\$ 25000.	Person <input checked="" type="checkbox"/> Payroll <input type="checkbox"/> Noncash <input type="checkbox"/> (Complete Part II if there is a noncash contribution.)
335		\$ 50000.	Person <input checked="" type="checkbox"/> Payroll <input type="checkbox"/> Noncash <input type="checkbox"/> (Complete Part II if there is a noncash contribution.)
336		\$ 5500.	Person <input checked="" type="checkbox"/> Payroll <input type="checkbox"/> Noncash <input type="checkbox"/> (Complete Part II if there is a noncash contribution.)

Name of organization Chamber of Commerce of the USA	Employer identification number 53-0045720
---	---

Part I Contributors (see instructions)

(a) No.	(b) Name, address, and ZIP + 4	(c) Aggregate contributions	(d) Type of contribution
337		\$ 7500.	Person <input checked="" type="checkbox"/> Payroll <input type="checkbox"/> Noncash <input type="checkbox"/> (Complete Part II if there is a noncash contribution.)
338		\$ 100000.	Person <input checked="" type="checkbox"/> Payroll <input type="checkbox"/> Noncash <input type="checkbox"/> (Complete Part II if there is a noncash contribution.)
339		\$ 50000.	Person <input checked="" type="checkbox"/> Payroll <input type="checkbox"/> Noncash <input type="checkbox"/> (Complete Part II if there is a noncash contribution.)
340		\$ 5000.	Person <input checked="" type="checkbox"/> Payroll <input type="checkbox"/> Noncash <input type="checkbox"/> (Complete Part II if there is a noncash contribution.)
341		\$ 25000.	Person <input checked="" type="checkbox"/> Payroll <input type="checkbox"/> Noncash <input type="checkbox"/> (Complete Part II if there is a noncash contribution.)
342		\$ 122500.	Person <input checked="" type="checkbox"/> Payroll <input type="checkbox"/> Noncash <input type="checkbox"/> (Complete Part II if there is a noncash contribution.)

Name of organization Chamber of Commerce of the USA	Employer identification number 53-0045720
---	---

Part I Contributors (see instructions)

(a) No.	(b) Name, address, and ZIP + 4	(c) Aggregate contributions	(d) Type of contribution
343		\$ 100000.	Person <input checked="" type="checkbox"/> Payroll <input type="checkbox"/> Noncash <input type="checkbox"/> (Complete Part II if there is a noncash contribution.)
344		\$ 235000.	Person <input checked="" type="checkbox"/> Payroll <input type="checkbox"/> Noncash <input type="checkbox"/> (Complete Part II if there is a noncash contribution.)
345		\$ 5000.	Person <input checked="" type="checkbox"/> Payroll <input type="checkbox"/> Noncash <input type="checkbox"/> (Complete Part II if there is a noncash contribution.)
346		\$ 50000.	Person <input checked="" type="checkbox"/> Payroll <input type="checkbox"/> Noncash <input type="checkbox"/> (Complete Part II if there is a noncash contribution.)
347		\$ 10000.	Person <input checked="" type="checkbox"/> Payroll <input type="checkbox"/> Noncash <input type="checkbox"/> (Complete Part II if there is a noncash contribution.)
348		\$ 15000.	Person <input checked="" type="checkbox"/> Payroll <input type="checkbox"/> Noncash <input type="checkbox"/> (Complete Part II if there is a noncash contribution.)

Name of organization

Employer identification number

Chamber of Commerce of the USA

53-0045720

Part I Contributors (see instructions)

(a) No.	(b) Name, address, and ZIP + 4	(c) Aggregate contributions	(d) Type of contribution
349		\$ 10000.	Person <input checked="" type="checkbox"/> Payroll <input type="checkbox"/> Noncash <input type="checkbox"/> (Complete Part II if there is a noncash contribution.)
350		\$ 10000.	Person <input checked="" type="checkbox"/> Payroll <input type="checkbox"/> Noncash <input type="checkbox"/> (Complete Part II if there is a noncash contribution.)
351		\$ 5200.	Person <input checked="" type="checkbox"/> Payroll <input type="checkbox"/> Noncash <input type="checkbox"/> (Complete Part II if there is a noncash contribution.)
352		\$ 8000.	Person <input checked="" type="checkbox"/> Payroll <input type="checkbox"/> Noncash <input type="checkbox"/> (Complete Part II if there is a noncash contribution.)
353		\$ 100000.	Person <input checked="" type="checkbox"/> Payroll <input type="checkbox"/> Noncash <input type="checkbox"/> (Complete Part II if there is a noncash contribution.)
354		\$ 100000.	Person <input checked="" type="checkbox"/> Payroll <input type="checkbox"/> Noncash <input type="checkbox"/> (Complete Part II if there is a noncash contribution.)

Name of organization

Employer identification number

Chamber of Commerce of the USA

53-0045720

Part I Contributors (see instructions)

(a) No.	(b) Name, address, and ZIP + 4	(c) Aggregate contributions	(d) Type of contribution
355		\$ 5000.	Person <input checked="" type="checkbox"/> Payroll <input type="checkbox"/> Noncash <input type="checkbox"/> (Complete Part II if there is a noncash contribution.)
356		\$ 5000.	Person <input checked="" type="checkbox"/> Payroll <input type="checkbox"/> Noncash <input type="checkbox"/> (Complete Part II if there is a noncash contribution.)
357		\$ 5000.	Person <input checked="" type="checkbox"/> Payroll <input type="checkbox"/> Noncash <input type="checkbox"/> (Complete Part II if there is a noncash contribution.)
358		\$ 200000.	Person <input checked="" type="checkbox"/> Payroll <input type="checkbox"/> Noncash <input type="checkbox"/> (Complete Part II if there is a noncash contribution.)
359		\$ 50000.	Person <input checked="" type="checkbox"/> Payroll <input type="checkbox"/> Noncash <input type="checkbox"/> (Complete Part II if there is a noncash contribution.)
360		\$ 15000.	Person <input checked="" type="checkbox"/> Payroll <input type="checkbox"/> Noncash <input type="checkbox"/> (Complete Part II if there is a noncash contribution.)

Name of organization Chamber of Commerce of the USA	Employer identification number 53-0045720
---	---

Part I Contributors (see instructions)

(a) No.	(b) Name, address, and ZIP + 4	(c) Aggregate contributions	(d) Type of contribution
361	_____ _____ _____	\$ 5000.	Person <input checked="" type="checkbox"/> Payroll <input type="checkbox"/> Noncash <input type="checkbox"/> (Complete Part II if there is a noncash contribution.)
362	_____ _____ _____	\$ 25000.	Person <input checked="" type="checkbox"/> Payroll <input type="checkbox"/> Noncash <input type="checkbox"/> (Complete Part II if there is a noncash contribution.)
363	_____ _____ _____	\$ 10000.	Person <input checked="" type="checkbox"/> Payroll <input type="checkbox"/> Noncash <input type="checkbox"/> (Complete Part II if there is a noncash contribution.)
364	_____ _____ _____	\$ 20000.	Person <input checked="" type="checkbox"/> Payroll <input type="checkbox"/> Noncash <input type="checkbox"/> (Complete Part II if there is a noncash contribution.)
365	_____ _____ _____	\$ 2100000.	Person <input checked="" type="checkbox"/> Payroll <input type="checkbox"/> Noncash <input type="checkbox"/> (Complete Part II if there is a noncash contribution.)
366	_____ _____ _____	\$ 5000.	Person <input checked="" type="checkbox"/> Payroll <input type="checkbox"/> Noncash <input type="checkbox"/> (Complete Part II if there is a noncash contribution.)

Name of organization Chamber of Commerce of the USA	Employer identification number 53-0045720
---	---

Part I Contributors (see instructions)

(a) No.	(b) Name, address, and ZIP + 4	(c) Aggregate contributions	(d) Type of contribution
367		\$ <u>5000.</u>	Person <input checked="" type="checkbox"/> Payroll <input type="checkbox"/> Noncash <input type="checkbox"/> (Complete Part II if there is a noncash contribution.)
368		\$ <u>7500.</u>	Person <input checked="" type="checkbox"/> Payroll <input type="checkbox"/> Noncash <input type="checkbox"/> (Complete Part II if there is a noncash contribution.)
369		\$ <u>25000.</u>	Person <input checked="" type="checkbox"/> Payroll <input type="checkbox"/> Noncash <input type="checkbox"/> (Complete Part II if there is a noncash contribution.)
370		\$ <u>15000.</u>	Person <input checked="" type="checkbox"/> Payroll <input type="checkbox"/> Noncash <input type="checkbox"/> (Complete Part II if there is a noncash contribution.)
371		\$ <u>110000.</u>	Person <input checked="" type="checkbox"/> Payroll <input type="checkbox"/> Noncash <input type="checkbox"/> (Complete Part II if there is a noncash contribution.)
372		\$ <u>40000.</u>	Person <input checked="" type="checkbox"/> Payroll <input type="checkbox"/> Noncash <input type="checkbox"/> (Complete Part II if there is a noncash contribution.)

Name of organization Chamber of Commerce of the USA	Employer identification number 53-0045720
---	---

Part I Contributors (see instructions)

(a) No.	(b) Name, address, and ZIP + 4	(c) Aggregate contributions	(d) Type of contribution
373		\$ 10000.	Person <input checked="" type="checkbox"/> Payroll <input type="checkbox"/> Noncash <input type="checkbox"/> (Complete Part II if there is a noncash contribution.)
374		\$ 10000.	Person <input checked="" type="checkbox"/> Payroll <input type="checkbox"/> Noncash <input type="checkbox"/> (Complete Part II if there is a noncash contribution.)
375		\$ 95000.	Person <input checked="" type="checkbox"/> Payroll <input type="checkbox"/> Noncash <input type="checkbox"/> (Complete Part II if there is a noncash contribution.)
376		\$ 30000.	Person <input checked="" type="checkbox"/> Payroll <input type="checkbox"/> Noncash <input type="checkbox"/> (Complete Part II if there is a noncash contribution.)
377		\$ 25000.	Person <input checked="" type="checkbox"/> Payroll <input type="checkbox"/> Noncash <input type="checkbox"/> (Complete Part II if there is a noncash contribution.)
378		\$ 50000.	Person <input checked="" type="checkbox"/> Payroll <input type="checkbox"/> Noncash <input type="checkbox"/> (Complete Part II if there is a noncash contribution.)

Name of organization

Employer identification number

Chamber of Commerce of the USA

53-0045720

Part I Contributors (see instructions)

(a) No.	(b) Name, address, and ZIP + 4	(c) Aggregate contributions	(d) Type of contribution
379		\$ 50000.	Person <input checked="" type="checkbox"/> Payroll <input type="checkbox"/> Noncash <input type="checkbox"/> (Complete Part II if there is a noncash contribution.)
380		\$ 2000000.	Person <input checked="" type="checkbox"/> Payroll <input type="checkbox"/> Noncash <input type="checkbox"/> (Complete Part II if there is a noncash contribution.)
381		\$ 10218.	Person <input checked="" type="checkbox"/> Payroll <input type="checkbox"/> Noncash <input type="checkbox"/> (Complete Part II if there is a noncash contribution.)
382		\$ 700000.	Person <input checked="" type="checkbox"/> Payroll <input type="checkbox"/> Noncash <input type="checkbox"/> (Complete Part II if there is a noncash contribution.)
383		\$ 250000.	Person <input checked="" type="checkbox"/> Payroll <input type="checkbox"/> Noncash <input type="checkbox"/> (Complete Part II if there is a noncash contribution.)
384		\$ 20000.	Person <input checked="" type="checkbox"/> Payroll <input type="checkbox"/> Noncash <input type="checkbox"/> (Complete Part II if there is a noncash contribution.)

Name of organization Chamber of Commerce of the USA	Employer identification number 53-0045720
---	---

Part I Contributors (see instructions)

(a) No.	(b) Name, address, and ZIP + 4	(c) Aggregate contributions	(d) Type of contribution
385		\$ 5000.	Person <input checked="" type="checkbox"/> Payroll <input type="checkbox"/> Noncash <input type="checkbox"/> (Complete Part II if there is a noncash contribution.)
386		\$ 20000.	Person <input checked="" type="checkbox"/> Payroll <input type="checkbox"/> Noncash <input type="checkbox"/> (Complete Part II if there is a noncash contribution.)
387		\$ 25000.	Person <input checked="" type="checkbox"/> Payroll <input type="checkbox"/> Noncash <input type="checkbox"/> (Complete Part II if there is a noncash contribution.)
388		\$ 132500.	Person <input checked="" type="checkbox"/> Payroll <input type="checkbox"/> Noncash <input type="checkbox"/> (Complete Part II if there is a noncash contribution.)
389		\$ 10000.	Person <input checked="" type="checkbox"/> Payroll <input type="checkbox"/> Noncash <input type="checkbox"/> (Complete Part II if there is a noncash contribution.)
390		\$ 25000.	Person <input checked="" type="checkbox"/> Payroll <input type="checkbox"/> Noncash <input type="checkbox"/> (Complete Part II if there is a noncash contribution.)

Name of organization Chamber of Commerce of the USA	Employer identification number 53-0045720
---	---

Part I Contributors (see instructions)

(a) No.	(b) Name, address, and ZIP + 4	(c) Aggregate contributions	(d) Type of contribution
391		\$ 20000.	Person <input checked="" type="checkbox"/> Payroll <input type="checkbox"/> Noncash <input type="checkbox"/> (Complete Part II if there is a noncash contribution.)
392		\$ 20000.	Person <input checked="" type="checkbox"/> Payroll <input type="checkbox"/> Noncash <input type="checkbox"/> (Complete Part II if there is a noncash contribution.)
393		\$ 100000.	Person <input checked="" type="checkbox"/> Payroll <input type="checkbox"/> Noncash <input type="checkbox"/> (Complete Part II if there is a noncash contribution.)
394		\$ 20000.	Person <input checked="" type="checkbox"/> Payroll <input type="checkbox"/> Noncash <input type="checkbox"/> (Complete Part II if there is a noncash contribution.)
395		\$ 25000.	Person <input checked="" type="checkbox"/> Payroll <input type="checkbox"/> Noncash <input type="checkbox"/> (Complete Part II if there is a noncash contribution.)
396		\$ 50000.	Person <input checked="" type="checkbox"/> Payroll <input type="checkbox"/> Noncash <input type="checkbox"/> (Complete Part II if there is a noncash contribution.)

Name of organization Chamber of Commerce of the USA	Employer identification number 53-0045720
---	---

Part I Contributors (see instructions)

(a) No.	(b) Name, address, and ZIP + 4	(c) Aggregate contributions	(d) Type of contribution
397		\$ 25000.	Person <input checked="" type="checkbox"/> Payroll <input type="checkbox"/> Noncash <input type="checkbox"/> (Complete Part II if there is a noncash contribution.)
398		\$ 50000.	Person <input checked="" type="checkbox"/> Payroll <input type="checkbox"/> Noncash <input type="checkbox"/> (Complete Part II if there is a noncash contribution.)
399		\$ 15000.	Person <input checked="" type="checkbox"/> Payroll <input type="checkbox"/> Noncash <input type="checkbox"/> (Complete Part II if there is a noncash contribution.)
400		\$ 10000.	Person <input checked="" type="checkbox"/> Payroll <input type="checkbox"/> Noncash <input type="checkbox"/> (Complete Part II if there is a noncash contribution.)
401		\$ 250000.	Person <input checked="" type="checkbox"/> Payroll <input type="checkbox"/> Noncash <input type="checkbox"/> (Complete Part II if there is a noncash contribution.)
402		\$ 5000.	Person <input checked="" type="checkbox"/> Payroll <input type="checkbox"/> Noncash <input type="checkbox"/> (Complete Part II if there is a noncash contribution.)

Name of organization Chamber of Commerce of the USA	Employer identification number 53-0045720
---	---

Part I Contributors (see instructions)

(a) No.	(b) Name, address, and ZIP + 4	(c) Aggregate contributions	(d) Type of contribution
403		\$ 5000.	Person <input checked="" type="checkbox"/> Payroll <input type="checkbox"/> Noncash <input type="checkbox"/> (Complete Part II if there is a noncash contribution.)
404		\$ 100000.	Person <input checked="" type="checkbox"/> Payroll <input type="checkbox"/> Noncash <input type="checkbox"/> (Complete Part II if there is a noncash contribution.)
405		\$ 11000.	Person <input checked="" type="checkbox"/> Payroll <input type="checkbox"/> Noncash <input type="checkbox"/> (Complete Part II if there is a noncash contribution.)
406		\$ 10000.	Person <input checked="" type="checkbox"/> Payroll <input type="checkbox"/> Noncash <input type="checkbox"/> (Complete Part II if there is a noncash contribution.)
407		\$ 15000.	Person <input checked="" type="checkbox"/> Payroll <input type="checkbox"/> Noncash <input type="checkbox"/> (Complete Part II if there is a noncash contribution.)
408		\$ 5000.	Person <input checked="" type="checkbox"/> Payroll <input type="checkbox"/> Noncash <input type="checkbox"/> (Complete Part II if there is a noncash contribution.)

Name of organization Chamber of Commerce of the USA	Employer identification number 53-0045720
---	---

Part I Contributors (see instructions)

(a) No.	(b) Name, address, and ZIP + 4	(c) Aggregate contributions	(d) Type of contribution
409		\$ 10000.	Person <input checked="" type="checkbox"/> Payroll <input type="checkbox"/> Noncash <input type="checkbox"/> (Complete Part II if there is a noncash contribution.)
410		\$ 10000.	Person <input checked="" type="checkbox"/> Payroll <input type="checkbox"/> Noncash <input type="checkbox"/> (Complete Part II if there is a noncash contribution.)
411		\$ 7500.	Person <input checked="" type="checkbox"/> Payroll <input type="checkbox"/> Noncash <input type="checkbox"/> (Complete Part II if there is a noncash contribution.)
412		\$ 25000.	Person <input checked="" type="checkbox"/> Payroll <input type="checkbox"/> Noncash <input type="checkbox"/> (Complete Part II if there is a noncash contribution.)
413		\$ 12250.	Person <input checked="" type="checkbox"/> Payroll <input type="checkbox"/> Noncash <input type="checkbox"/> (Complete Part II if there is a noncash contribution.)
414		\$ 10000.	Person <input checked="" type="checkbox"/> Payroll <input type="checkbox"/> Noncash <input type="checkbox"/> (Complete Part II if there is a noncash contribution.)

Name of organization Chamber of Commerce of the USA	Employer identification number 53-0045720
---	---

Part I Contributors (see instructions)

(a) No.	(b) Name, address, and ZIP + 4	(c) Aggregate contributions	(d) Type of contribution
415		\$ 15000.	Person <input checked="" type="checkbox"/> Payroll <input type="checkbox"/> Noncash <input type="checkbox"/> (Complete Part II if there is a noncash contribution.)
416		\$ 100000.	Person <input checked="" type="checkbox"/> Payroll <input type="checkbox"/> Noncash <input type="checkbox"/> (Complete Part II if there is a noncash contribution.)
417		\$ 15000.	Person <input checked="" type="checkbox"/> Payroll <input type="checkbox"/> Noncash <input type="checkbox"/> (Complete Part II if there is a noncash contribution.)
418		\$ 50000.	Person <input checked="" type="checkbox"/> Payroll <input type="checkbox"/> Noncash <input type="checkbox"/> (Complete Part II if there is a noncash contribution.)
419		\$ 33000.	Person <input checked="" type="checkbox"/> Payroll <input type="checkbox"/> Noncash <input type="checkbox"/> (Complete Part II if there is a noncash contribution.)
420		\$ 6000.	Person <input checked="" type="checkbox"/> Payroll <input type="checkbox"/> Noncash <input type="checkbox"/> (Complete Part II if there is a noncash contribution.)

Name of organization

Employer identification number

Chamber of Commerce of the USA

53-0045720

Part I Contributors (see instructions)

(a) No.	(b) Name, address, and ZIP + 4	(c) Aggregate contributions	(d) Type of contribution
421		\$ 15000.	Person <input checked="" type="checkbox"/> Payroll <input type="checkbox"/> Noncash <input type="checkbox"/> (Complete Part II if there is a noncash contribution.)
422		\$ 100000.	Person <input checked="" type="checkbox"/> Payroll <input type="checkbox"/> Noncash <input type="checkbox"/> (Complete Part II if there is a noncash contribution.)
423		\$ 7500.	Person <input checked="" type="checkbox"/> Payroll <input type="checkbox"/> Noncash <input type="checkbox"/> (Complete Part II if there is a noncash contribution.)
424		\$ 50000.	Person <input checked="" type="checkbox"/> Payroll <input type="checkbox"/> Noncash <input type="checkbox"/> (Complete Part II if there is a noncash contribution.)
425		\$ 150000.	Person <input checked="" type="checkbox"/> Payroll <input type="checkbox"/> Noncash <input type="checkbox"/> (Complete Part II if there is a noncash contribution.)
426		\$ 115000.	Person <input checked="" type="checkbox"/> Payroll <input type="checkbox"/> Noncash <input type="checkbox"/> (Complete Part II if there is a noncash contribution.)

Name of organization Chamber of Commerce of the USA	Employer identification number 53-0045720
---	---

Part I Contributors (see instructions)

(a) No.	(b) Name, address, and ZIP + 4	(c) Aggregate contributions	(d) Type of contribution
427		\$ 6000.	Person <input checked="" type="checkbox"/> Payroll <input type="checkbox"/> Noncash <input type="checkbox"/> (Complete Part II if there is a noncash contribution.)
428		\$ 10000.	Person <input checked="" type="checkbox"/> Payroll <input type="checkbox"/> Noncash <input type="checkbox"/> (Complete Part II if there is a noncash contribution.)
429		\$ 5250.	Person <input checked="" type="checkbox"/> Payroll <input type="checkbox"/> Noncash <input type="checkbox"/> (Complete Part II if there is a noncash contribution.)
430		\$ 5000.	Person <input checked="" type="checkbox"/> Payroll <input type="checkbox"/> Noncash <input type="checkbox"/> (Complete Part II if there is a noncash contribution.)
431		\$ 20000.	Person <input checked="" type="checkbox"/> Payroll <input type="checkbox"/> Noncash <input type="checkbox"/> (Complete Part II if there is a noncash contribution.)
432		\$ 10000.	Person <input checked="" type="checkbox"/> Payroll <input type="checkbox"/> Noncash <input type="checkbox"/> (Complete Part II if there is a noncash contribution.)

Name of organization Chamber of Commerce of the USA	Employer identification number 53-0045720
---	---

Part I Contributors (see instructions)

(a) No.	(b) Name, address, and ZIP + 4	(c) Aggregate contributions	(d) Type of contribution
433	<hr/> <hr/> <hr/>	\$ 15000.	Person <input checked="" type="checkbox"/> Payroll <input type="checkbox"/> Noncash <input type="checkbox"/> (Complete Part II if there is a noncash contribution.)
434	<hr/> <hr/> <hr/>	\$ 7500.	Person <input checked="" type="checkbox"/> Payroll <input type="checkbox"/> Noncash <input type="checkbox"/> (Complete Part II if there is a noncash contribution.)
435	<hr/> <hr/> <hr/>	\$ 31000.	Person <input checked="" type="checkbox"/> Payroll <input type="checkbox"/> Noncash <input type="checkbox"/> (Complete Part II if there is a noncash contribution.)
436	<hr/> <hr/> <hr/>	\$ 15000.	Person <input checked="" type="checkbox"/> Payroll <input type="checkbox"/> Noncash <input type="checkbox"/> (Complete Part II if there is a noncash contribution.)
437	<hr/> <hr/> <hr/>	\$ 5000.	Person <input checked="" type="checkbox"/> Payroll <input type="checkbox"/> Noncash <input type="checkbox"/> (Complete Part II if there is a noncash contribution.)
438	<hr/> <hr/> <hr/>	\$ 101500.	Person <input checked="" type="checkbox"/> Payroll <input type="checkbox"/> Noncash <input type="checkbox"/> (Complete Part II if there is a noncash contribution.)

Name of organization Chamber of Commerce of the USA	Employer identification number 53-0045720
---	---

Part I Contributors (see instructions)

(a) No.	(b) Name, address, and ZIP + 4	(c) Aggregate contributions	(d) Type of contribution
439		\$ 50000.	Person <input checked="" type="checkbox"/> Payroll <input type="checkbox"/> Noncash <input type="checkbox"/> (Complete Part II if there is a noncash contribution.)
440		\$ 15000.	Person <input checked="" type="checkbox"/> Payroll <input type="checkbox"/> Noncash <input type="checkbox"/> (Complete Part II if there is a noncash contribution.)
441		\$ 20000.	Person <input checked="" type="checkbox"/> Payroll <input type="checkbox"/> Noncash <input type="checkbox"/> (Complete Part II if there is a noncash contribution.)
442		\$ 5000.	Person <input checked="" type="checkbox"/> Payroll <input type="checkbox"/> Noncash <input type="checkbox"/> (Complete Part II if there is a noncash contribution.)
443		\$ 6000.	Person <input checked="" type="checkbox"/> Payroll <input type="checkbox"/> Noncash <input type="checkbox"/> (Complete Part II if there is a noncash contribution.)
444		\$ 100000.	Person <input checked="" type="checkbox"/> Payroll <input type="checkbox"/> Noncash <input type="checkbox"/> (Complete Part II if there is a noncash contribution.)

Name of organization

Employer identification number

Chamber of Commerce of the USA

53-0045720

Part I Contributors (see instructions)

(a) No.	(b) Name, address, and ZIP + 4	(c) Aggregate contributions	(d) Type of contribution
445		\$ 100000.	Person <input checked="" type="checkbox"/> Payroll <input type="checkbox"/> Noncash <input type="checkbox"/> (Complete Part II if there is a noncash contribution.)
446		\$ 15000.	Person <input checked="" type="checkbox"/> Payroll <input type="checkbox"/> Noncash <input type="checkbox"/> (Complete Part II if there is a noncash contribution.)
447		\$ 15000.	Person <input checked="" type="checkbox"/> Payroll <input type="checkbox"/> Noncash <input type="checkbox"/> (Complete Part II if there is a noncash contribution.)
448		\$ 1000000.	Person <input checked="" type="checkbox"/> Payroll <input type="checkbox"/> Noncash <input type="checkbox"/> (Complete Part II if there is a noncash contribution.)
449		\$ 50000.	Person <input checked="" type="checkbox"/> Payroll <input type="checkbox"/> Noncash <input type="checkbox"/> (Complete Part II if there is a noncash contribution.)
450		\$ 5000.	Person <input checked="" type="checkbox"/> Payroll <input type="checkbox"/> Noncash <input type="checkbox"/> (Complete Part II if there is a noncash contribution.)

Name of organization

Employer identification number

Chamber of Commerce of the USA

53-0045720

Part I Contributors (see instructions)

(a) No.	(b) Name, address, and ZIP + 4	(c) Aggregate contributions	(d) Type of contribution
451		\$ 25000.	Person <input checked="" type="checkbox"/> Payroll <input type="checkbox"/> Noncash <input type="checkbox"/> (Complete Part II if there is a noncash contribution.)
452		\$ 100000.	Person <input checked="" type="checkbox"/> Payroll <input type="checkbox"/> Noncash <input type="checkbox"/> (Complete Part II if there is a noncash contribution.)
453		\$ 25000.	Person <input checked="" type="checkbox"/> Payroll <input type="checkbox"/> Noncash <input type="checkbox"/> (Complete Part II if there is a noncash contribution.)
454		\$ 10000.	Person <input checked="" type="checkbox"/> Payroll <input type="checkbox"/> Noncash <input type="checkbox"/> (Complete Part II if there is a noncash contribution.)
455		\$ 5000.	Person <input checked="" type="checkbox"/> Payroll <input type="checkbox"/> Noncash <input type="checkbox"/> (Complete Part II if there is a noncash contribution.)
456		\$ 20000.	Person <input checked="" type="checkbox"/> Payroll <input type="checkbox"/> Noncash <input type="checkbox"/> (Complete Part II if there is a noncash contribution.)

Name of organization

Employer identification number

Chamber of Commerce of the USA

53-0045720

Part I Contributors (see instructions)

(a) No.	(b) Name, address, and ZIP + 4	(c) Aggregate contributions	(d) Type of contribution
457		\$ 700000.	Person <input checked="" type="checkbox"/> Payroll <input type="checkbox"/> Noncash <input type="checkbox"/> (Complete Part II if there is a noncash contribution.)
458		\$ 257500.	Person <input checked="" type="checkbox"/> Payroll <input type="checkbox"/> Noncash <input type="checkbox"/> (Complete Part II if there is a noncash contribution.)
459		\$ 6500.	Person <input checked="" type="checkbox"/> Payroll <input type="checkbox"/> Noncash <input type="checkbox"/> (Complete Part II if there is a noncash contribution.)
460		\$ 15000.	Person <input checked="" type="checkbox"/> Payroll <input type="checkbox"/> Noncash <input type="checkbox"/> (Complete Part II if there is a noncash contribution.)
461		\$ 5000.	Person <input checked="" type="checkbox"/> Payroll <input type="checkbox"/> Noncash <input type="checkbox"/> (Complete Part II if there is a noncash contribution.)
462		\$ 5000.	Person <input checked="" type="checkbox"/> Payroll <input type="checkbox"/> Noncash <input type="checkbox"/> (Complete Part II if there is a noncash contribution.)

Name of organization Chamber of Commerce of the USA	Employer identification number 53-0045720
---	---

Part I Contributors (see instructions)

(a) No.	(b) Name, address, and ZIP + 4	(c) Aggregate contributions	(d) Type of contribution
463		\$ 20000.	Person <input checked="" type="checkbox"/> Payroll <input type="checkbox"/> Noncash <input type="checkbox"/> (Complete Part II if there is a noncash contribution.)
464		\$ 25000.	Person <input checked="" type="checkbox"/> Payroll <input type="checkbox"/> Noncash <input type="checkbox"/> (Complete Part II if there is a noncash contribution.)
465		\$ 150000.	Person <input checked="" type="checkbox"/> Payroll <input type="checkbox"/> Noncash <input type="checkbox"/> (Complete Part II if there is a noncash contribution.)
466		\$ 50000.	Person <input checked="" type="checkbox"/> Payroll <input type="checkbox"/> Noncash <input type="checkbox"/> (Complete Part II if there is a noncash contribution.)
467		\$ 5000.	Person <input checked="" type="checkbox"/> Payroll <input type="checkbox"/> Noncash <input type="checkbox"/> (Complete Part II if there is a noncash contribution.)
468		\$ 10000.	Person <input checked="" type="checkbox"/> Payroll <input type="checkbox"/> Noncash <input type="checkbox"/> (Complete Part II if there is a noncash contribution.)

Name of organization Chamber of Commerce of the USA	Employer identification number 53-0045720
---	---

Part I Contributors (see instructions)

(a) No.	(b) Name, address, and ZIP + 4	(c) Aggregate contributions	(d) Type of contribution
469		\$ 25000.	Person <input checked="" type="checkbox"/> Payroll <input type="checkbox"/> Noncash <input type="checkbox"/> (Complete Part II if there is a noncash contribution.)
470		\$ 50000.	Person <input checked="" type="checkbox"/> Payroll <input type="checkbox"/> Noncash <input type="checkbox"/> (Complete Part II if there is a noncash contribution.)
471		\$ 653000.	Person <input checked="" type="checkbox"/> Payroll <input type="checkbox"/> Noncash <input type="checkbox"/> (Complete Part II if there is a noncash contribution.)
472		\$ 65000.	Person <input checked="" type="checkbox"/> Payroll <input type="checkbox"/> Noncash <input type="checkbox"/> (Complete Part II if there is a noncash contribution.)
473		\$ 7000.	Person <input checked="" type="checkbox"/> Payroll <input type="checkbox"/> Noncash <input type="checkbox"/> (Complete Part II if there is a noncash contribution.)
474		\$ 100000.	Person <input checked="" type="checkbox"/> Payroll <input type="checkbox"/> Noncash <input type="checkbox"/> (Complete Part II if there is a noncash contribution.)

Name of organization Chamber of Commerce of the USA	Employer identification number 53-0045720
---	---

Part I Contributors (see instructions)

(a) No.	(b) Name, address, and ZIP + 4	(c) Aggregate contributions	(d) Type of contribution
475		\$ 25000.	Person <input checked="" type="checkbox"/> Payroll <input type="checkbox"/> Noncash <input type="checkbox"/> (Complete Part II if there is a noncash contribution.)
476		\$ 50000.	Person <input checked="" type="checkbox"/> Payroll <input type="checkbox"/> Noncash <input type="checkbox"/> (Complete Part II if there is a noncash contribution.)
477		\$ 10000.	Person <input checked="" type="checkbox"/> Payroll <input type="checkbox"/> Noncash <input type="checkbox"/> (Complete Part II if there is a noncash contribution.)
478		\$ 7477.	Person <input checked="" type="checkbox"/> Payroll <input type="checkbox"/> Noncash <input type="checkbox"/> (Complete Part II if there is a noncash contribution.)
479		\$ 24975.	Person <input checked="" type="checkbox"/> Payroll <input type="checkbox"/> Noncash <input type="checkbox"/> (Complete Part II if there is a noncash contribution.)
480		\$ 30000.	Person <input checked="" type="checkbox"/> Payroll <input type="checkbox"/> Noncash <input type="checkbox"/> (Complete Part II if there is a noncash contribution.)

Name of organization Chamber of Commerce of the USA	Employer identification number 53-0045720
---	---

Part I Contributors (see instructions)

(a) No.	(b) Name, address, and ZIP + 4	(c) Aggregate contributions	(d) Type of contribution
481		\$ 250000.	Person <input checked="" type="checkbox"/> Payroll <input type="checkbox"/> Noncash <input type="checkbox"/> (Complete Part II if there is a noncash contribution.)
482		\$ 8000.	Person <input checked="" type="checkbox"/> Payroll <input type="checkbox"/> Noncash <input type="checkbox"/> (Complete Part II if there is a noncash contribution.)
483		\$ 50000.	Person <input checked="" type="checkbox"/> Payroll <input type="checkbox"/> Noncash <input type="checkbox"/> (Complete Part II if there is a noncash contribution.)
484		\$ 5000.	Person <input checked="" type="checkbox"/> Payroll <input type="checkbox"/> Noncash <input type="checkbox"/> (Complete Part II if there is a noncash contribution.)
485		\$ 10000.	Person <input checked="" type="checkbox"/> Payroll <input type="checkbox"/> Noncash <input type="checkbox"/> (Complete Part II if there is a noncash contribution.)
486		\$ 5000.	Person <input checked="" type="checkbox"/> Payroll <input type="checkbox"/> Noncash <input type="checkbox"/> (Complete Part II if there is a noncash contribution.)

Name of organization Chamber of Commerce of the USA	Employer identification number 53-0045720
---	---

Part I Contributors (see instructions)

(a) No.	(b) Name, address, and ZIP + 4	(c) Aggregate contributions	(d) Type of contribution
487		\$ 45000.	Person <input checked="" type="checkbox"/> Payroll <input type="checkbox"/> Noncash <input type="checkbox"/> (Complete Part II if there is a noncash contribution.)
488		\$ 10000.	Person <input checked="" type="checkbox"/> Payroll <input type="checkbox"/> Noncash <input type="checkbox"/> (Complete Part II if there is a noncash contribution.)
489		\$ 5000.	Person <input checked="" type="checkbox"/> Payroll <input type="checkbox"/> Noncash <input type="checkbox"/> (Complete Part II if there is a noncash contribution.)
490		\$ 7500.	Person <input checked="" type="checkbox"/> Payroll <input type="checkbox"/> Noncash <input type="checkbox"/> (Complete Part II if there is a noncash contribution.)
491		\$ 15000.	Person <input checked="" type="checkbox"/> Payroll <input type="checkbox"/> Noncash <input type="checkbox"/> (Complete Part II if there is a noncash contribution.)
492		\$ 17500.	Person <input checked="" type="checkbox"/> Payroll <input type="checkbox"/> Noncash <input type="checkbox"/> (Complete Part II if there is a noncash contribution.)

Name of organization

Employer identification number

Chamber of Commerce of the USA

53-0045720

Part I Contributors (see instructions)

(a) No.	(b) Name, address, and ZIP + 4	(c) Aggregate contributions	(d) Type of contribution
493		\$ 14970.	Person <input checked="" type="checkbox"/> Payroll <input type="checkbox"/> Noncash <input type="checkbox"/> (Complete Part II if there is a noncash contribution.)
494		\$ 5000.	Person <input checked="" type="checkbox"/> Payroll <input type="checkbox"/> Noncash <input type="checkbox"/> (Complete Part II if there is a noncash contribution.)
495		\$ 10000.	Person <input checked="" type="checkbox"/> Payroll <input type="checkbox"/> Noncash <input type="checkbox"/> (Complete Part II if there is a noncash contribution.)
496		\$ 5000.	Person <input checked="" type="checkbox"/> Payroll <input type="checkbox"/> Noncash <input type="checkbox"/> (Complete Part II if there is a noncash contribution.)
497		\$ 55000.	Person <input checked="" type="checkbox"/> Payroll <input type="checkbox"/> Noncash <input type="checkbox"/> (Complete Part II if there is a noncash contribution.)
498		\$ 10000.	Person <input checked="" type="checkbox"/> Payroll <input type="checkbox"/> Noncash <input type="checkbox"/> (Complete Part II if there is a noncash contribution.)

Name of organization Chamber of Commerce of the USA	Employer identification number 53-0045720
---	---

Part I Contributors (see instructions)

(a) No.	(b) Name, address, and ZIP + 4	(c) Aggregate contributions	(d) Type of contribution
499		\$ 75000.	Person <input checked="" type="checkbox"/> Payroll <input type="checkbox"/> Noncash <input type="checkbox"/> (Complete Part II if there is a noncash contribution.)
500		\$ 105000.	Person <input checked="" type="checkbox"/> Payroll <input type="checkbox"/> Noncash <input type="checkbox"/> (Complete Part II if there is a noncash contribution.)
501		\$ 10000.	Person <input checked="" type="checkbox"/> Payroll <input type="checkbox"/> Noncash <input type="checkbox"/> (Complete Part II if there is a noncash contribution.)
502		\$ 15000.	Person <input checked="" type="checkbox"/> Payroll <input type="checkbox"/> Noncash <input type="checkbox"/> (Complete Part II if there is a noncash contribution.)
503		\$ 50000.	Person <input checked="" type="checkbox"/> Payroll <input type="checkbox"/> Noncash <input type="checkbox"/> (Complete Part II if there is a noncash contribution.)
504		\$ 100000.	Person <input checked="" type="checkbox"/> Payroll <input type="checkbox"/> Noncash <input type="checkbox"/> (Complete Part II if there is a noncash contribution.)

Name of organization Chamber of Commerce of the USA	Employer identification number 53-0045720
---	---

Part I Contributors (see instructions)

(a) No.	(b) Name, address, and ZIP + 4	(c) Aggregate contributions	(d) Type of contribution
505		\$ 8000.	Person <input checked="" type="checkbox"/> Payroll <input type="checkbox"/> Noncash <input type="checkbox"/> (Complete Part II if there is a noncash contribution.)
506		\$ 9500.	Person <input checked="" type="checkbox"/> Payroll <input type="checkbox"/> Noncash <input type="checkbox"/> (Complete Part II if there is a noncash contribution.)
507		\$ 10000.	Person <input checked="" type="checkbox"/> Payroll <input type="checkbox"/> Noncash <input type="checkbox"/> (Complete Part II if there is a noncash contribution.)
508		\$ 10000.	Person <input checked="" type="checkbox"/> Payroll <input type="checkbox"/> Noncash <input type="checkbox"/> (Complete Part II if there is a noncash contribution.)
509		\$ 235500.	Person <input checked="" type="checkbox"/> Payroll <input type="checkbox"/> Noncash <input type="checkbox"/> (Complete Part II if there is a noncash contribution.)
510		\$ 16000.	Person <input checked="" type="checkbox"/> Payroll <input type="checkbox"/> Noncash <input type="checkbox"/> (Complete Part II if there is a noncash contribution.)

Name of organization

Employer identification number

Chamber of Commerce of the USA

53-0045720

Part I Contributors (see instructions)

(a) No.	(b) Name, address, and ZIP + 4	(c) Aggregate contributions	(d) Type of contribution
511		\$ 7472.	Person <input checked="" type="checkbox"/> Payroll <input type="checkbox"/> Noncash <input type="checkbox"/> (Complete Part II if there is a noncash contribution.)
512		\$ 158676.	Person <input checked="" type="checkbox"/> Payroll <input type="checkbox"/> Noncash <input type="checkbox"/> (Complete Part II if there is a noncash contribution.)
513		\$ 297338.	Person <input checked="" type="checkbox"/> Payroll <input type="checkbox"/> Noncash <input type="checkbox"/> (Complete Part II if there is a noncash contribution.)
514		\$ 49974.	Person <input checked="" type="checkbox"/> Payroll <input type="checkbox"/> Noncash <input type="checkbox"/> (Complete Part II if there is a noncash contribution.)
515		\$ 670000.	Person <input checked="" type="checkbox"/> Payroll <input type="checkbox"/> Noncash <input type="checkbox"/> (Complete Part II if there is a noncash contribution.)
516		\$ 269500.	Person <input checked="" type="checkbox"/> Payroll <input type="checkbox"/> Noncash <input type="checkbox"/> (Complete Part II if there is a noncash contribution.)

Name of organization Chamber of Commerce of the USA	Employer identification number 53-0045720
---	---

Part I Contributors (see instructions)

(a) No.	(b) Name, address, and ZIP + 4	(c) Aggregate contributions	(d) Type of contribution
517	_____ _____ _____	\$ 7500.	Person <input checked="" type="checkbox"/> Payroll <input type="checkbox"/> Noncash <input type="checkbox"/> (Complete Part II if there is a noncash contribution.)
518	_____ _____ _____	\$ 15000.	Person <input checked="" type="checkbox"/> Payroll <input type="checkbox"/> Noncash <input type="checkbox"/> (Complete Part II if there is a noncash contribution.)
519	_____ _____ _____	\$ 25000.	Person <input checked="" type="checkbox"/> Payroll <input type="checkbox"/> Noncash <input type="checkbox"/> (Complete Part II if there is a noncash contribution.)
520	_____ _____ _____	\$ 10000.	Person <input checked="" type="checkbox"/> Payroll <input type="checkbox"/> Noncash <input type="checkbox"/> (Complete Part II if there is a noncash contribution.)
521	_____ _____ _____	\$ 25000.	Person <input checked="" type="checkbox"/> Payroll <input type="checkbox"/> Noncash <input type="checkbox"/> (Complete Part II if there is a noncash contribution.)
522	_____ _____ _____	\$ 20000.	Person <input checked="" type="checkbox"/> Payroll <input type="checkbox"/> Noncash <input type="checkbox"/> (Complete Part II if there is a noncash contribution.)

Name of organization Chamber of Commerce of the USA	Employer identification number 53-0045720
---	---

Part I Contributors (see instructions)

(a) No.	(b) Name, address, and ZIP + 4	(c) Aggregate contributions	(d) Type of contribution
523		\$ 100000.	Person <input checked="" type="checkbox"/> Payroll <input type="checkbox"/> Noncash <input type="checkbox"/> (Complete Part II if there is a noncash contribution.)
524		\$ 10000.	Person <input checked="" type="checkbox"/> Payroll <input type="checkbox"/> Noncash <input type="checkbox"/> (Complete Part II if there is a noncash contribution.)
525		\$ 7500.	Person <input checked="" type="checkbox"/> Payroll <input type="checkbox"/> Noncash <input type="checkbox"/> (Complete Part II if there is a noncash contribution.)
526		\$ 55000.	Person <input checked="" type="checkbox"/> Payroll <input type="checkbox"/> Noncash <input type="checkbox"/> (Complete Part II if there is a noncash contribution.)
527		\$ 8000.	Person <input checked="" type="checkbox"/> Payroll <input type="checkbox"/> Noncash <input type="checkbox"/> (Complete Part II if there is a noncash contribution.)
528		\$ 50000.	Person <input checked="" type="checkbox"/> Payroll <input type="checkbox"/> Noncash <input type="checkbox"/> (Complete Part II if there is a noncash contribution.)

Name of organization Chamber of Commerce of the USA	Employer identification number 53-0045720
---	---

Part I Contributors (see instructions)

(a) No.	(b) Name, address, and ZIP + 4	(c) Aggregate contributions	(d) Type of contribution
529		\$ 250000.	Person <input checked="" type="checkbox"/> Payroll <input type="checkbox"/> Noncash <input type="checkbox"/> (Complete Part II if there is a noncash contribution.)
530		\$ 157500.	Person <input checked="" type="checkbox"/> Payroll <input type="checkbox"/> Noncash <input type="checkbox"/> (Complete Part II if there is a noncash contribution.)
531		\$ 11500.	Person <input checked="" type="checkbox"/> Payroll <input type="checkbox"/> Noncash <input type="checkbox"/> (Complete Part II if there is a noncash contribution.)
532		\$ 25000.	Person <input checked="" type="checkbox"/> Payroll <input type="checkbox"/> Noncash <input type="checkbox"/> (Complete Part II if there is a noncash contribution.)
533		\$ 20000.	Person <input checked="" type="checkbox"/> Payroll <input type="checkbox"/> Noncash <input type="checkbox"/> (Complete Part II if there is a noncash contribution.)
534		\$ 5000.	Person <input checked="" type="checkbox"/> Payroll <input type="checkbox"/> Noncash <input type="checkbox"/> (Complete Part II if there is a noncash contribution.)

Name of organization Chamber of Commerce of the USA	Employer identification number 53-0045720
---	---

Part I Contributors (see instructions)

(a) No.	(b) Name, address, and ZIP + 4	(c) Aggregate contributions	(d) Type of contribution
535		\$ <u>50000.</u>	Person <input checked="" type="checkbox"/> Payroll <input type="checkbox"/> Noncash <input type="checkbox"/> (Complete Part II if there is a noncash contribution.)
536		\$ <u>7030.</u>	Person <input checked="" type="checkbox"/> Payroll <input type="checkbox"/> Noncash <input type="checkbox"/> (Complete Part II if there is a noncash contribution.)
537		\$ <u>7500.</u>	Person <input checked="" type="checkbox"/> Payroll <input type="checkbox"/> Noncash <input type="checkbox"/> (Complete Part II if there is a noncash contribution.)
538		\$ <u>11975.</u>	Person <input checked="" type="checkbox"/> Payroll <input type="checkbox"/> Noncash <input type="checkbox"/> (Complete Part II if there is a noncash contribution.)
539		\$ <u>7500.</u>	Person <input checked="" type="checkbox"/> Payroll <input type="checkbox"/> Noncash <input type="checkbox"/> (Complete Part II if there is a noncash contribution.)
540		\$ <u>49974.</u>	Person <input checked="" type="checkbox"/> Payroll <input type="checkbox"/> Noncash <input type="checkbox"/> (Complete Part II if there is a noncash contribution.)

Name of organization Chamber of Commerce of the USA	Employer identification number 53-0045720
---	---

Part I Contributors (see instructions)

(a) No.	(b) Name, address, and ZIP + 4	(c) Aggregate contributions	(d) Type of contribution
541		\$ 12000.	Person <input checked="" type="checkbox"/> Payroll <input type="checkbox"/> Noncash <input type="checkbox"/> (Complete Part II if there is a noncash contribution.)
542		\$ 3078000.	Person <input checked="" type="checkbox"/> Payroll <input type="checkbox"/> Noncash <input type="checkbox"/> (Complete Part II if there is a noncash contribution.)
543		\$ 10000.	Person <input checked="" type="checkbox"/> Payroll <input type="checkbox"/> Noncash <input type="checkbox"/> (Complete Part II if there is a noncash contribution.)
544		\$ 100000.	Person <input checked="" type="checkbox"/> Payroll <input type="checkbox"/> Noncash <input type="checkbox"/> (Complete Part II if there is a noncash contribution.)
545		\$ 14500.	Person <input checked="" type="checkbox"/> Payroll <input type="checkbox"/> Noncash <input type="checkbox"/> (Complete Part II if there is a noncash contribution.)
546		\$ 160000.	Person <input checked="" type="checkbox"/> Payroll <input type="checkbox"/> Noncash <input type="checkbox"/> (Complete Part II if there is a noncash contribution.)

Name of organization Chamber of Commerce of the USA	Employer identification number 53-0045720
---	---

Part I Contributors (see instructions)

(a) No.	(b) Name, address, and ZIP + 4	(c) Aggregate contributions	(d) Type of contribution
547		\$ 11000.	Person <input checked="" type="checkbox"/> Payroll <input type="checkbox"/> Noncash <input type="checkbox"/> (Complete Part II if there is a noncash contribution.)
548		\$ 100000.	Person <input checked="" type="checkbox"/> Payroll <input type="checkbox"/> Noncash <input type="checkbox"/> (Complete Part II if there is a noncash contribution.)
549		\$ 5000.	Person <input checked="" type="checkbox"/> Payroll <input type="checkbox"/> Noncash <input type="checkbox"/> (Complete Part II if there is a noncash contribution.)
550		\$ 11670.	Person <input checked="" type="checkbox"/> Payroll <input type="checkbox"/> Noncash <input type="checkbox"/> (Complete Part II if there is a noncash contribution.)
551		\$ 10000.	Person <input checked="" type="checkbox"/> Payroll <input type="checkbox"/> Noncash <input type="checkbox"/> (Complete Part II if there is a noncash contribution.)
552		\$ 250000.	Person <input checked="" type="checkbox"/> Payroll <input type="checkbox"/> Noncash <input type="checkbox"/> (Complete Part II if there is a noncash contribution.)

Name of organization

Employer identification number

Chamber of Commerce of the USA

53-0045720

Part I Contributors (see instructions)

(a) No.	(b) Name, address, and ZIP + 4	(c) Aggregate contributions	(d) Type of contribution
553		\$ 10000.	Person <input checked="" type="checkbox"/> Payroll <input type="checkbox"/> Noncash <input type="checkbox"/> (Complete Part II if there is a noncash contribution.)
554		\$ 512800.	Person <input checked="" type="checkbox"/> Payroll <input type="checkbox"/> Noncash <input type="checkbox"/> (Complete Part II if there is a noncash contribution.)
555		\$ 7484.	Person <input checked="" type="checkbox"/> Payroll <input type="checkbox"/> Noncash <input type="checkbox"/> (Complete Part II if there is a noncash contribution.)
556		\$ 15000.	Person <input checked="" type="checkbox"/> Payroll <input type="checkbox"/> Noncash <input type="checkbox"/> (Complete Part II if there is a noncash contribution.)
557		\$ 453000.	Person <input checked="" type="checkbox"/> Payroll <input type="checkbox"/> Noncash <input type="checkbox"/> (Complete Part II if there is a noncash contribution.)
558		\$ 10000.	Person <input checked="" type="checkbox"/> Payroll <input type="checkbox"/> Noncash <input type="checkbox"/> (Complete Part II if there is a noncash contribution.)

Name of organization

Employer identification number

Chamber of Commerce of the USA

53-0045720

Part I Contributors (see instructions)

(a) No.	(b) Name, address, and ZIP + 4	(c) Aggregate contributions	(d) Type of contribution
559		\$ 30000.	Person <input checked="" type="checkbox"/> Payroll <input type="checkbox"/> Noncash <input type="checkbox"/> (Complete Part II if there is a noncash contribution.)
560		\$ 7500.	Person <input checked="" type="checkbox"/> Payroll <input type="checkbox"/> Noncash <input type="checkbox"/> (Complete Part II if there is a noncash contribution.)
561		\$ 12000.	Person <input checked="" type="checkbox"/> Payroll <input type="checkbox"/> Noncash <input type="checkbox"/> (Complete Part II if there is a noncash contribution.)
562		\$ 12500.	Person <input checked="" type="checkbox"/> Payroll <input type="checkbox"/> Noncash <input type="checkbox"/> (Complete Part II if there is a noncash contribution.)
563		\$ 150000.	Person <input checked="" type="checkbox"/> Payroll <input type="checkbox"/> Noncash <input type="checkbox"/> (Complete Part II if there is a noncash contribution.)
564		\$ 25000.	Person <input checked="" type="checkbox"/> Payroll <input type="checkbox"/> Noncash <input type="checkbox"/> (Complete Part II if there is a noncash contribution.)

Name of organization

Employer identification number

Chamber of Commerce of the USA

53-0045720

Part I Contributors (see instructions)

(a) No.	(b) Name, address, and ZIP + 4	(c) Aggregate contributions	(d) Type of contribution
565		\$ 5000.	Person <input checked="" type="checkbox"/> Payroll <input type="checkbox"/> Noncash <input type="checkbox"/> (Complete Part II if there is a noncash contribution.)
566		\$ 7500.	Person <input checked="" type="checkbox"/> Payroll <input type="checkbox"/> Noncash <input type="checkbox"/> (Complete Part II if there is a noncash contribution.)
567		\$ 15000.	Person <input checked="" type="checkbox"/> Payroll <input type="checkbox"/> Noncash <input type="checkbox"/> (Complete Part II if there is a noncash contribution.)
568		\$ 8500.	Person <input checked="" type="checkbox"/> Payroll <input type="checkbox"/> Noncash <input type="checkbox"/> (Complete Part II if there is a noncash contribution.)
569		\$ 7000.	Person <input checked="" type="checkbox"/> Payroll <input type="checkbox"/> Noncash <input type="checkbox"/> (Complete Part II if there is a noncash contribution.)
570		\$ 5000.	Person <input checked="" type="checkbox"/> Payroll <input type="checkbox"/> Noncash <input type="checkbox"/> (Complete Part II if there is a noncash contribution.)

Name of organization Chamber of Commerce of the USA	Employer identification number 53-0045720
---	---

Part I Contributors (see instructions)

(a) No.	(b) Name, address, and ZIP + 4	(c) Aggregate contributions	(d) Type of contribution
571		\$ 100000.	Person <input checked="" type="checkbox"/> Payroll <input type="checkbox"/> Noncash <input type="checkbox"/> (Complete Part II if there is a noncash contribution.)
572		\$ 10000.	Person <input checked="" type="checkbox"/> Payroll <input type="checkbox"/> Noncash <input type="checkbox"/> (Complete Part II if there is a noncash contribution.)
573		\$ 160000.	Person <input checked="" type="checkbox"/> Payroll <input type="checkbox"/> Noncash <input type="checkbox"/> (Complete Part II if there is a noncash contribution.)
574		\$ 7500.	Person <input checked="" type="checkbox"/> Payroll <input type="checkbox"/> Noncash <input type="checkbox"/> (Complete Part II if there is a noncash contribution.)
575		\$ 20000.	Person <input checked="" type="checkbox"/> Payroll <input type="checkbox"/> Noncash <input type="checkbox"/> (Complete Part II if there is a noncash contribution.)
576		\$ 9000.	Person <input checked="" type="checkbox"/> Payroll <input type="checkbox"/> Noncash <input type="checkbox"/> (Complete Part II if there is a noncash contribution.)

Name of organization Chamber of Commerce of the USA	Employer identification number 53-0045720
---	---

Part I Contributors (see instructions)

(a) No.	(b) Name, address, and ZIP + 4	(c) Aggregate contributions	(d) Type of contribution
577	<hr/> <hr/> <hr/> <hr/>	\$ <u>180000.</u>	Person <input checked="" type="checkbox"/> Payroll <input type="checkbox"/> Noncash <input type="checkbox"/> (Complete Part II if there is a noncash contribution.)
578	<hr/> <hr/> <hr/> <hr/>	\$ <u>177500.</u>	Person <input checked="" type="checkbox"/> Payroll <input type="checkbox"/> Noncash <input type="checkbox"/> (Complete Part II if there is a noncash contribution.)
579	<hr/> <hr/> <hr/> <hr/>	\$ <u>100000.</u>	Person <input checked="" type="checkbox"/> Payroll <input type="checkbox"/> Noncash <input type="checkbox"/> (Complete Part II if there is a noncash contribution.)
580	<hr/> <hr/> <hr/> <hr/>	\$ <u>15000.</u>	Person <input checked="" type="checkbox"/> Payroll <input type="checkbox"/> Noncash <input type="checkbox"/> (Complete Part II if there is a noncash contribution.)
581	<hr/> <hr/> <hr/> <hr/>	\$ <u>17500.</u>	Person <input checked="" type="checkbox"/> Payroll <input type="checkbox"/> Noncash <input type="checkbox"/> (Complete Part II if there is a noncash contribution.)
582	<hr/> <hr/> <hr/> <hr/>	\$ <u>125000.</u>	Person <input checked="" type="checkbox"/> Payroll <input type="checkbox"/> Noncash <input type="checkbox"/> (Complete Part II if there is a noncash contribution.)

Name of organization Chamber of Commerce of the USA	Employer identification number 53-0045720
---	---

Part I Contributors (see instructions)

(a) No.	(b) Name, address, and ZIP + 4	(c) Aggregate contributions	(d) Type of contribution
583		\$ 100000.	Person <input checked="" type="checkbox"/> Payroll <input type="checkbox"/> Noncash <input type="checkbox"/> (Complete Part II if there is a noncash contribution.)
584		\$ 7407.	Person <input checked="" type="checkbox"/> Payroll <input type="checkbox"/> Noncash <input type="checkbox"/> (Complete Part II if there is a noncash contribution.)
585		\$ 150000.	Person <input checked="" type="checkbox"/> Payroll <input type="checkbox"/> Noncash <input type="checkbox"/> (Complete Part II if there is a noncash contribution.)
586		\$ 15000.	Person <input checked="" type="checkbox"/> Payroll <input type="checkbox"/> Noncash <input type="checkbox"/> (Complete Part II if there is a noncash contribution.)
587		\$ 200000.	Person <input checked="" type="checkbox"/> Payroll <input type="checkbox"/> Noncash <input type="checkbox"/> (Complete Part II if there is a noncash contribution.)
588		\$ 22500.	Person <input checked="" type="checkbox"/> Payroll <input type="checkbox"/> Noncash <input type="checkbox"/> (Complete Part II if there is a noncash contribution.)

Name of organization Chamber of Commerce of the USA	Employer identification number 53-0045720
---	---

Part I Contributors (see instructions)

(a) No.	(b) Name, address, and ZIP + 4	(c) Aggregate contributions	(d) Type of contribution
589		\$ 30000.	Person <input checked="" type="checkbox"/> Payroll <input type="checkbox"/> Noncash <input type="checkbox"/> (Complete Part II if there is a noncash contribution.)
590		\$ 9980.	Person <input checked="" type="checkbox"/> Payroll <input type="checkbox"/> Noncash <input type="checkbox"/> (Complete Part II if there is a noncash contribution.)
591		\$ 13500.	Person <input checked="" type="checkbox"/> Payroll <input type="checkbox"/> Noncash <input type="checkbox"/> (Complete Part II if there is a noncash contribution.)
592		\$ 10000.	Person <input checked="" type="checkbox"/> Payroll <input type="checkbox"/> Noncash <input type="checkbox"/> (Complete Part II if there is a noncash contribution.)
593		\$ 10000.	Person <input checked="" type="checkbox"/> Payroll <input type="checkbox"/> Noncash <input type="checkbox"/> (Complete Part II if there is a noncash contribution.)
594		\$ 10000.	Person <input checked="" type="checkbox"/> Payroll <input type="checkbox"/> Noncash <input type="checkbox"/> (Complete Part II if there is a noncash contribution.)

Name of organization Chamber of Commerce of the USA	Employer identification number 53-0045720
---	---

Part I Contributors (see instructions)

(a) No.	(b) Name, address, and ZIP + 4	(c) Aggregate contributions	(d) Type of contribution
595		\$ <u>5000.</u>	Person <input checked="" type="checkbox"/> Payroll <input type="checkbox"/> Noncash <input type="checkbox"/> (Complete Part II if there is a noncash contribution.)
596		\$ <u>115000.</u>	Person <input checked="" type="checkbox"/> Payroll <input type="checkbox"/> Noncash <input type="checkbox"/> (Complete Part II if there is a noncash contribution.)
597		\$ <u>5000.</u>	Person <input checked="" type="checkbox"/> Payroll <input type="checkbox"/> Noncash <input type="checkbox"/> (Complete Part II if there is a noncash contribution.)
598		\$ <u>48500.</u>	Person <input checked="" type="checkbox"/> Payroll <input type="checkbox"/> Noncash <input type="checkbox"/> (Complete Part II if there is a noncash contribution.)
599		\$ <u>15000.</u>	Person <input checked="" type="checkbox"/> Payroll <input type="checkbox"/> Noncash <input type="checkbox"/> (Complete Part II if there is a noncash contribution.)
600		\$ <u>92500.</u>	Person <input checked="" type="checkbox"/> Payroll <input type="checkbox"/> Noncash <input type="checkbox"/> (Complete Part II if there is a noncash contribution.)

Name of organization Chamber of Commerce of the USA	Employer identification number 53-0045720
---	---

Part I Contributors (see instructions)

(a) No.	(b) Name, address, and ZIP + 4	(c) Aggregate contributions	(d) Type of contribution
601		\$ <u>75000.</u>	Person <input checked="" type="checkbox"/> Payroll <input type="checkbox"/> Noncash <input type="checkbox"/> (Complete Part II if there is a noncash contribution.)
602		\$ <u>57500.</u>	Person <input checked="" type="checkbox"/> Payroll <input type="checkbox"/> Noncash <input type="checkbox"/> (Complete Part II if there is a noncash contribution.)
603		\$ <u>25000.</u>	Person <input checked="" type="checkbox"/> Payroll <input type="checkbox"/> Noncash <input type="checkbox"/> (Complete Part II if there is a noncash contribution.)
604		\$ <u>6000.</u>	Person <input checked="" type="checkbox"/> Payroll <input type="checkbox"/> Noncash <input type="checkbox"/> (Complete Part II if there is a noncash contribution.)
605		\$ <u>15000.</u>	Person <input checked="" type="checkbox"/> Payroll <input type="checkbox"/> Noncash <input type="checkbox"/> (Complete Part II if there is a noncash contribution.)
606		\$ <u>25000.</u>	Person <input checked="" type="checkbox"/> Payroll <input type="checkbox"/> Noncash <input type="checkbox"/> (Complete Part II if there is a noncash contribution.)

Name of organization

Employer identification number

Chamber of Commerce of the USA

53-0045720

Part I Contributors (see instructions)

(a) No.	(b) Name, address, and ZIP + 4	(c) Aggregate contributions	(d) Type of contribution
607		\$ 15000.	Person <input checked="" type="checkbox"/> Payroll <input type="checkbox"/> Noncash <input type="checkbox"/> (Complete Part II if there is a noncash contribution.)
608		\$ 10000.	Person <input checked="" type="checkbox"/> Payroll <input type="checkbox"/> Noncash <input type="checkbox"/> (Complete Part II if there is a noncash contribution.)
609		\$ 10000.	Person <input checked="" type="checkbox"/> Payroll <input type="checkbox"/> Noncash <input type="checkbox"/> (Complete Part II if there is a noncash contribution.)
610		\$ 100000.	Person <input checked="" type="checkbox"/> Payroll <input type="checkbox"/> Noncash <input type="checkbox"/> (Complete Part II if there is a noncash contribution.)
611		\$ 100000.	Person <input checked="" type="checkbox"/> Payroll <input type="checkbox"/> Noncash <input type="checkbox"/> (Complete Part II if there is a noncash contribution.)
612		\$ 15000.	Person <input checked="" type="checkbox"/> Payroll <input type="checkbox"/> Noncash <input type="checkbox"/> (Complete Part II if there is a noncash contribution.)

Name of organization Chamber of Commerce of the USA	Employer identification number 53-0045720
---	---

Part I Contributors (see instructions)

(a) No.	(b) Name, address, and ZIP + 4	(c) Aggregate contributions	(d) Type of contribution
613	 <hr/> <hr/> <hr/>	\$ <u>50000.</u>	Person <input checked="" type="checkbox"/> Payroll <input type="checkbox"/> Noncash <input type="checkbox"/> (Complete Part II if there is a noncash contribution.)
614	 <hr/> <hr/> <hr/>	\$ <u>10000.</u>	Person <input checked="" type="checkbox"/> Payroll <input type="checkbox"/> Noncash <input type="checkbox"/> (Complete Part II if there is a noncash contribution.)
615	 <hr/> <hr/> <hr/>	\$ <u>15246.</u>	Person <input checked="" type="checkbox"/> Payroll <input type="checkbox"/> Noncash <input type="checkbox"/> (Complete Part II if there is a noncash contribution.)
616	 <hr/> <hr/> <hr/>	\$ <u>753000.</u>	Person <input checked="" type="checkbox"/> Payroll <input type="checkbox"/> Noncash <input type="checkbox"/> (Complete Part II if there is a noncash contribution.)
617	 <hr/> <hr/> <hr/>	\$ <u>5000.</u>	Person <input checked="" type="checkbox"/> Payroll <input type="checkbox"/> Noncash <input type="checkbox"/> (Complete Part II if there is a noncash contribution.)
618	 <hr/> <hr/> <hr/>	\$ <u>14975.</u>	Person <input checked="" type="checkbox"/> Payroll <input type="checkbox"/> Noncash <input type="checkbox"/> (Complete Part II if there is a noncash contribution.)

Name of organization Chamber of Commerce of the USA	Employer identification number 53-0045720
---	---

Part I Contributors (see instructions)

(a) No.	(b) Name, address, and ZIP + 4	(c) Aggregate contributions	(d) Type of contribution
619		\$ 5000.	Person <input checked="" type="checkbox"/> Payroll <input type="checkbox"/> Noncash <input type="checkbox"/> (Complete Part II if there is a noncash contribution.)
620		\$ 5000.	Person <input checked="" type="checkbox"/> Payroll <input type="checkbox"/> Noncash <input type="checkbox"/> (Complete Part II if there is a noncash contribution.)
621		\$ 10000.	Person <input checked="" type="checkbox"/> Payroll <input type="checkbox"/> Noncash <input type="checkbox"/> (Complete Part II if there is a noncash contribution.)
622		\$ 15000.	Person <input checked="" type="checkbox"/> Payroll <input type="checkbox"/> Noncash <input type="checkbox"/> (Complete Part II if there is a noncash contribution.)
623		\$ 25000.	Person <input checked="" type="checkbox"/> Payroll <input type="checkbox"/> Noncash <input type="checkbox"/> (Complete Part II if there is a noncash contribution.)
624		\$ 25000.	Person <input checked="" type="checkbox"/> Payroll <input type="checkbox"/> Noncash <input type="checkbox"/> (Complete Part II if there is a noncash contribution.)

Name of organization

Employer identification number

Chamber of Commerce of the USA

53-0045720

Part I Contributors (see instructions)

(a) No.	(b) Name, address, and ZIP + 4	(c) Aggregate contributions	(d) Type of contribution
625		\$ 15000.	Person <input checked="" type="checkbox"/> Payroll <input type="checkbox"/> Noncash <input type="checkbox"/> (Complete Part II if there is a noncash contribution.)
626		\$ 6000.	Person <input checked="" type="checkbox"/> Payroll <input type="checkbox"/> Noncash <input type="checkbox"/> (Complete Part II if there is a noncash contribution.)
627		\$ 40000.	Person <input checked="" type="checkbox"/> Payroll <input type="checkbox"/> Noncash <input type="checkbox"/> (Complete Part II if there is a noncash contribution.)
628		\$ 15000.	Person <input checked="" type="checkbox"/> Payroll <input type="checkbox"/> Noncash <input type="checkbox"/> (Complete Part II if there is a noncash contribution.)
629		\$ 5000.	Person <input checked="" type="checkbox"/> Payroll <input type="checkbox"/> Noncash <input type="checkbox"/> (Complete Part II if there is a noncash contribution.)
630		\$ 35000.	Person <input checked="" type="checkbox"/> Payroll <input type="checkbox"/> Noncash <input type="checkbox"/> (Complete Part II if there is a noncash contribution.)

Name of organization Chamber of Commerce of the USA	Employer identification number 53-0045720
---	---

Part I Contributors (see instructions)

(a) No.	(b) Name, address, and ZIP + 4	(c) Aggregate contributions	(d) Type of contribution
631		\$ <u>10000.</u>	Person <input checked="" type="checkbox"/> Payroll <input type="checkbox"/> Noncash <input type="checkbox"/> (Complete Part II if there is a noncash contribution.)
632		\$ <u>7000.</u>	Person <input checked="" type="checkbox"/> Payroll <input type="checkbox"/> Noncash <input type="checkbox"/> (Complete Part II if there is a noncash contribution.)
633		\$ <u>150000.</u>	Person <input checked="" type="checkbox"/> Payroll <input type="checkbox"/> Noncash <input type="checkbox"/> (Complete Part II if there is a noncash contribution.)
634		\$ <u>10000.</u>	Person <input checked="" type="checkbox"/> Payroll <input type="checkbox"/> Noncash <input type="checkbox"/> (Complete Part II if there is a noncash contribution.)
635		\$ <u>5200.</u>	Person <input checked="" type="checkbox"/> Payroll <input type="checkbox"/> Noncash <input type="checkbox"/> (Complete Part II if there is a noncash contribution.)
636		\$ <u>5000.</u>	Person <input checked="" type="checkbox"/> Payroll <input type="checkbox"/> Noncash <input type="checkbox"/> (Complete Part II if there is a noncash contribution.)

Name of organization Chamber of Commerce of the USA	Employer identification number 53-0045720
---	---

Part I Contributors (see instructions)

(a) No.	(b) Name, address, and ZIP + 4	(c) Aggregate contributions	(d) Type of contribution
637		\$ 7500.	Person <input checked="" type="checkbox"/> Payroll <input type="checkbox"/> Noncash <input type="checkbox"/> (Complete Part II if there is a noncash contribution.)
638		\$ 10000.	Person <input checked="" type="checkbox"/> Payroll <input type="checkbox"/> Noncash <input type="checkbox"/> (Complete Part II if there is a noncash contribution.)
639		\$ 5000.	Person <input checked="" type="checkbox"/> Payroll <input type="checkbox"/> Noncash <input type="checkbox"/> (Complete Part II if there is a noncash contribution.)
640		\$ 5000.	Person <input checked="" type="checkbox"/> Payroll <input type="checkbox"/> Noncash <input type="checkbox"/> (Complete Part II if there is a noncash contribution.)
641		\$ 5000.	Person <input checked="" type="checkbox"/> Payroll <input type="checkbox"/> Noncash <input type="checkbox"/> (Complete Part II if there is a noncash contribution.)
642		\$ 10000.	Person <input checked="" type="checkbox"/> Payroll <input type="checkbox"/> Noncash <input type="checkbox"/> (Complete Part II if there is a noncash contribution.)

Name of organization Chamber of Commerce of the USA	Employer identification number 53-0045720
---	---

Part I Contributors (see instructions)

(a) No.	(b) Name, address, and ZIP + 4	(c) Aggregate contributions	(d) Type of contribution
643		\$ <u>16500.</u>	Person <input checked="" type="checkbox"/> Payroll <input type="checkbox"/> Noncash <input type="checkbox"/> (Complete Part II if there is a noncash contribution.)
644		\$ <u>22000.</u>	Person <input checked="" type="checkbox"/> Payroll <input type="checkbox"/> Noncash <input type="checkbox"/> (Complete Part II if there is a noncash contribution.)
645		\$ <u>22000.</u>	Person <input checked="" type="checkbox"/> Payroll <input type="checkbox"/> Noncash <input type="checkbox"/> (Complete Part II if there is a noncash contribution.)
646		\$ <u>10000.</u>	Person <input checked="" type="checkbox"/> Payroll <input type="checkbox"/> Noncash <input type="checkbox"/> (Complete Part II if there is a noncash contribution.)
647		\$ <u>25000.</u>	Person <input checked="" type="checkbox"/> Payroll <input type="checkbox"/> Noncash <input type="checkbox"/> (Complete Part II if there is a noncash contribution.)
648		\$ <u>25000.</u>	Person <input checked="" type="checkbox"/> Payroll <input type="checkbox"/> Noncash <input type="checkbox"/> (Complete Part II if there is a noncash contribution.)

Name of organization

Employer identification number

Chamber of Commerce of the USA

53-0045720

Part I Contributors (see instructions)

(a) No.	(b) Name, address, and ZIP + 4	(c) Aggregate contributions	(d) Type of contribution
649		\$ 15000.	Person <input checked="" type="checkbox"/> Payroll <input type="checkbox"/> Noncash <input type="checkbox"/> (Complete Part II if there is a noncash contribution.)
650		\$ 5000.	Person <input checked="" type="checkbox"/> Payroll <input type="checkbox"/> Noncash <input type="checkbox"/> (Complete Part II if there is a noncash contribution.)
651		\$ 10000.	Person <input checked="" type="checkbox"/> Payroll <input type="checkbox"/> Noncash <input type="checkbox"/> (Complete Part II if there is a noncash contribution.)
652		\$ 100000.	Person <input checked="" type="checkbox"/> Payroll <input type="checkbox"/> Noncash <input type="checkbox"/> (Complete Part II if there is a noncash contribution.)
653		\$ 25000.	Person <input checked="" type="checkbox"/> Payroll <input type="checkbox"/> Noncash <input type="checkbox"/> (Complete Part II if there is a noncash contribution.)
654		\$ 5000.	Person <input checked="" type="checkbox"/> Payroll <input type="checkbox"/> Noncash <input type="checkbox"/> (Complete Part II if there is a noncash contribution.)

Name of organization Chamber of Commerce of the USA	Employer identification number 53-0045720
---	---

Part I Contributors (see instructions)

(a) No.	(b) Name, address, and ZIP + 4	(c) Aggregate contributions	(d) Type of contribution
655		\$ 5000.	Person <input checked="" type="checkbox"/> Payroll <input type="checkbox"/> Noncash <input type="checkbox"/> (Complete Part II if there is a noncash contribution.)
656		\$ 100000.	Person <input checked="" type="checkbox"/> Payroll <input type="checkbox"/> Noncash <input type="checkbox"/> (Complete Part II if there is a noncash contribution.)
657		\$ 100000.	Person <input checked="" type="checkbox"/> Payroll <input type="checkbox"/> Noncash <input type="checkbox"/> (Complete Part II if there is a noncash contribution.)
658		\$ 25000.	Person <input checked="" type="checkbox"/> Payroll <input type="checkbox"/> Noncash <input type="checkbox"/> (Complete Part II if there is a noncash contribution.)
659		\$ 119000.	Person <input checked="" type="checkbox"/> Payroll <input type="checkbox"/> Noncash <input type="checkbox"/> (Complete Part II if there is a noncash contribution.)
660		\$ 600000.	Person <input checked="" type="checkbox"/> Payroll <input type="checkbox"/> Noncash <input type="checkbox"/> (Complete Part II if there is a noncash contribution.)

Name of organization

Employer identification number

Chamber of Commerce of the USA

53-0045720

Part I Contributors (see instructions)

(a) No.	(b) Name, address, and ZIP + 4	(c) Aggregate contributions	(d) Type of contribution
661		\$ 100000.	Person <input checked="" type="checkbox"/> Payroll <input type="checkbox"/> Noncash <input type="checkbox"/> (Complete Part II if there is a noncash contribution.)
662		\$ 5000.	Person <input checked="" type="checkbox"/> Payroll <input type="checkbox"/> Noncash <input type="checkbox"/> (Complete Part II if there is a noncash contribution.)
663		\$ 12000.	Person <input checked="" type="checkbox"/> Payroll <input type="checkbox"/> Noncash <input type="checkbox"/> (Complete Part II if there is a noncash contribution.)
664		\$ 5000.	Person <input checked="" type="checkbox"/> Payroll <input type="checkbox"/> Noncash <input type="checkbox"/> (Complete Part II if there is a noncash contribution.)
665		\$ 30000.	Person <input checked="" type="checkbox"/> Payroll <input type="checkbox"/> Noncash <input type="checkbox"/> (Complete Part II if there is a noncash contribution.)
666		\$ 5000.	Person <input checked="" type="checkbox"/> Payroll <input type="checkbox"/> Noncash <input type="checkbox"/> (Complete Part II if there is a noncash contribution.)

Name of organization

Employer identification number

Chamber of Commerce of the USA

53-0045720

Part I Contributors (see instructions)

(a) No.	(b) Name, address, and ZIP + 4	(c) Aggregate contributions	(d) Type of contribution
667		\$ 8000.	Person <input checked="" type="checkbox"/> Payroll <input type="checkbox"/> Noncash <input type="checkbox"/> (Complete Part II if there is a noncash contribution.)
668		\$ 5000.	Person <input checked="" type="checkbox"/> Payroll <input type="checkbox"/> Noncash <input type="checkbox"/> (Complete Part II if there is a noncash contribution.)
669		\$ 8000.	Person <input checked="" type="checkbox"/> Payroll <input type="checkbox"/> Noncash <input type="checkbox"/> (Complete Part II if there is a noncash contribution.)
670		\$ 7500.	Person <input checked="" type="checkbox"/> Payroll <input type="checkbox"/> Noncash <input type="checkbox"/> (Complete Part II if there is a noncash contribution.)
671		\$ 100000.	Person <input checked="" type="checkbox"/> Payroll <input type="checkbox"/> Noncash <input type="checkbox"/> (Complete Part II if there is a noncash contribution.)
672		\$ 15000.	Person <input checked="" type="checkbox"/> Payroll <input type="checkbox"/> Noncash <input type="checkbox"/> (Complete Part II if there is a noncash contribution.)

Name of organization Chamber of Commerce of the USA	Employer identification number 53-0045720
---	---

Part I Contributors (see instructions)

(a) No.	(b) Name, address, and ZIP + 4	(c) Aggregate contributions	(d) Type of contribution
673		\$ 50000.	Person <input checked="" type="checkbox"/> Payroll <input type="checkbox"/> Noncash <input type="checkbox"/> (Complete Part II if there is a noncash contribution.)
674		\$ 25000.	Person <input checked="" type="checkbox"/> Payroll <input type="checkbox"/> Noncash <input type="checkbox"/> (Complete Part II if there is a noncash contribution.)
675		\$ 100000.	Person <input checked="" type="checkbox"/> Payroll <input type="checkbox"/> Noncash <input type="checkbox"/> (Complete Part II if there is a noncash contribution.)
676		\$ 19940.	Person <input checked="" type="checkbox"/> Payroll <input type="checkbox"/> Noncash <input type="checkbox"/> (Complete Part II if there is a noncash contribution.)
677		\$ 7500.	Person <input checked="" type="checkbox"/> Payroll <input type="checkbox"/> Noncash <input type="checkbox"/> (Complete Part II if there is a noncash contribution.)
678		\$ 70000.	Person <input checked="" type="checkbox"/> Payroll <input type="checkbox"/> Noncash <input type="checkbox"/> (Complete Part II if there is a noncash contribution.)

Name of organization

Employer identification number

Chamber of Commerce of the USA

53-0045720

Part I Contributors (see instructions)

(a) No.	(b) Name, address, and ZIP + 4	(c) Aggregate contributions	(d) Type of contribution
679		\$ 10000.	Person <input checked="" type="checkbox"/> Payroll <input type="checkbox"/> Noncash <input type="checkbox"/> (Complete Part II if there is a noncash contribution.)
680		\$ 35000.	Person <input checked="" type="checkbox"/> Payroll <input type="checkbox"/> Noncash <input type="checkbox"/> (Complete Part II if there is a noncash contribution.)
681		\$ 10000.	Person <input checked="" type="checkbox"/> Payroll <input type="checkbox"/> Noncash <input type="checkbox"/> (Complete Part II if there is a noncash contribution.)
682		\$ 100000.	Person <input checked="" type="checkbox"/> Payroll <input type="checkbox"/> Noncash <input type="checkbox"/> (Complete Part II if there is a noncash contribution.)
683		\$ 25000.	Person <input checked="" type="checkbox"/> Payroll <input type="checkbox"/> Noncash <input type="checkbox"/> (Complete Part II if there is a noncash contribution.)
684		\$ 19250.	Person <input checked="" type="checkbox"/> Payroll <input type="checkbox"/> Noncash <input type="checkbox"/> (Complete Part II if there is a noncash contribution.)

Name of organization

Employer identification number

Chamber of Commerce of the USA

53-0045720

Part I Contributors (see instructions)

(a) No.	(b) Name, address, and ZIP + 4	(c) Aggregate contributions	(d) Type of contribution
685		\$ 7500.	Person <input checked="" type="checkbox"/> Payroll <input type="checkbox"/> Noncash <input type="checkbox"/> (Complete Part II if there is a noncash contribution.)
686		\$ 7500.	Person <input checked="" type="checkbox"/> Payroll <input type="checkbox"/> Noncash <input type="checkbox"/> (Complete Part II if there is a noncash contribution.)
687		\$ 7500.	Person <input checked="" type="checkbox"/> Payroll <input type="checkbox"/> Noncash <input type="checkbox"/> (Complete Part II if there is a noncash contribution.)
688		\$ 10000.	Person <input checked="" type="checkbox"/> Payroll <input type="checkbox"/> Noncash <input type="checkbox"/> (Complete Part II if there is a noncash contribution.)
689		\$ 5000.	Person <input checked="" type="checkbox"/> Payroll <input type="checkbox"/> Noncash <input type="checkbox"/> (Complete Part II if there is a noncash contribution.)
690		\$ 5000.	Person <input checked="" type="checkbox"/> Payroll <input type="checkbox"/> Noncash <input type="checkbox"/> (Complete Part II if there is a noncash contribution.)

Name of organization Chamber of Commerce of the USA	Employer identification number 53-0045720
---	---

Part I Contributors (see instructions)

(a) No.	(b) Name, address, and ZIP + 4	(c) Aggregate contributions	(d) Type of contribution
691		\$ 35000.	Person <input checked="" type="checkbox"/> Payroll <input type="checkbox"/> Noncash <input type="checkbox"/> (Complete Part II if there is a noncash contribution.)
692		\$ 5000.	Person <input checked="" type="checkbox"/> Payroll <input type="checkbox"/> Noncash <input type="checkbox"/> (Complete Part II if there is a noncash contribution.)
693		\$ 33494.	Person <input checked="" type="checkbox"/> Payroll <input type="checkbox"/> Noncash <input type="checkbox"/> (Complete Part II if there is a noncash contribution.)
694		\$ 25000.	Person <input checked="" type="checkbox"/> Payroll <input type="checkbox"/> Noncash <input type="checkbox"/> (Complete Part II if there is a noncash contribution.)
695		\$ 7500.	Person <input checked="" type="checkbox"/> Payroll <input type="checkbox"/> Noncash <input type="checkbox"/> (Complete Part II if there is a noncash contribution.)
696		\$ 50000.	Person <input checked="" type="checkbox"/> Payroll <input type="checkbox"/> Noncash <input type="checkbox"/> (Complete Part II if there is a noncash contribution.)

Name of organization

Employer identification number

Chamber of Commerce of the USA

53-0045720

Part I Contributors (see instructions)

(a) No.	(b) Name, address, and ZIP + 4	(c) Aggregate contributions	(d) Type of contribution
697		\$ 70000.	Person <input checked="" type="checkbox"/> Payroll <input type="checkbox"/> Noncash <input type="checkbox"/> (Complete Part II if there is a noncash contribution.)
698		\$ 10000.	Person <input checked="" type="checkbox"/> Payroll <input type="checkbox"/> Noncash <input type="checkbox"/> (Complete Part II if there is a noncash contribution.)
699		\$ 40000.	Person <input checked="" type="checkbox"/> Payroll <input type="checkbox"/> Noncash <input type="checkbox"/> (Complete Part II if there is a noncash contribution.)
700		\$ 20000.	Person <input checked="" type="checkbox"/> Payroll <input type="checkbox"/> Noncash <input type="checkbox"/> (Complete Part II if there is a noncash contribution.)
701		\$ 50000.	Person <input checked="" type="checkbox"/> Payroll <input type="checkbox"/> Noncash <input type="checkbox"/> (Complete Part II if there is a noncash contribution.)
702		\$ 60000.	Person <input checked="" type="checkbox"/> Payroll <input type="checkbox"/> Noncash <input type="checkbox"/> (Complete Part II if there is a noncash contribution.)

Name of organization Chamber of Commerce of the USA	Employer identification number 53-0045720
---	---

Part I Contributors (see instructions)

(a) No.	(b) Name, address, and ZIP + 4	(c) Aggregate contributions	(d) Type of contribution
703		\$ <u>25000.</u>	Person <input checked="" type="checkbox"/> Payroll <input type="checkbox"/> Noncash <input type="checkbox"/> (Complete Part II if there is a noncash contribution.)
704		\$ <u>762500.</u>	Person <input checked="" type="checkbox"/> Payroll <input type="checkbox"/> Noncash <input type="checkbox"/> (Complete Part II if there is a noncash contribution.)
705		\$ <u>10000.</u>	Person <input checked="" type="checkbox"/> Payroll <input type="checkbox"/> Noncash <input type="checkbox"/> (Complete Part II if there is a noncash contribution.)
706		\$ <u>7500.</u>	Person <input checked="" type="checkbox"/> Payroll <input type="checkbox"/> Noncash <input type="checkbox"/> (Complete Part II if there is a noncash contribution.)
707		\$ <u>5000.</u>	Person <input checked="" type="checkbox"/> Payroll <input type="checkbox"/> Noncash <input type="checkbox"/> (Complete Part II if there is a noncash contribution.)
708		\$ <u>10000.</u>	Person <input checked="" type="checkbox"/> Payroll <input type="checkbox"/> Noncash <input type="checkbox"/> (Complete Part II if there is a noncash contribution.)

Name of organization Chamber of Commerce of the USA	Employer identification number 53-0045720
---	---

Part I Contributors (see instructions)

(a) No.	(b) Name, address, and ZIP + 4	(c) Aggregate contributions	(d) Type of contribution
709		\$ 25000.	Person <input checked="" type="checkbox"/> Payroll <input type="checkbox"/> Noncash <input type="checkbox"/> (Complete Part II if there is a noncash contribution.)
710		\$ 27500.	Person <input checked="" type="checkbox"/> Payroll <input type="checkbox"/> Noncash <input type="checkbox"/> (Complete Part II if there is a noncash contribution.)
711		\$ 7500.	Person <input checked="" type="checkbox"/> Payroll <input type="checkbox"/> Noncash <input type="checkbox"/> (Complete Part II if there is a noncash contribution.)
712		\$ 5000.	Person <input checked="" type="checkbox"/> Payroll <input type="checkbox"/> Noncash <input type="checkbox"/> (Complete Part II if there is a noncash contribution.)
713		\$ 7476.	Person <input checked="" type="checkbox"/> Payroll <input type="checkbox"/> Noncash <input type="checkbox"/> (Complete Part II if there is a noncash contribution.)
714		\$ 15000.	Person <input checked="" type="checkbox"/> Payroll <input type="checkbox"/> Noncash <input type="checkbox"/> (Complete Part II if there is a noncash contribution.)

Name of organization Chamber of Commerce of the USA	Employer identification number 53-0045720
---	---

Part I Contributors (see instructions)

(a) No.	(b) Name, address, and ZIP + 4	(c) Aggregate contributions	(d) Type of contribution
715		\$ 12500.	Person <input checked="" type="checkbox"/> Payroll <input type="checkbox"/> Noncash <input type="checkbox"/> (Complete Part II if there is a noncash contribution.)
716		\$ 7500.	Person <input checked="" type="checkbox"/> Payroll <input type="checkbox"/> Noncash <input type="checkbox"/> (Complete Part II if there is a noncash contribution.)
717		\$ 100000.	Person <input checked="" type="checkbox"/> Payroll <input type="checkbox"/> Noncash <input type="checkbox"/> (Complete Part II if there is a noncash contribution.)
718		\$ 20000.	Person <input checked="" type="checkbox"/> Payroll <input type="checkbox"/> Noncash <input type="checkbox"/> (Complete Part II if there is a noncash contribution.)
719		\$ 100000.	Person <input checked="" type="checkbox"/> Payroll <input type="checkbox"/> Noncash <input type="checkbox"/> (Complete Part II if there is a noncash contribution.)
720		\$ 107500.	Person <input checked="" type="checkbox"/> Payroll <input type="checkbox"/> Noncash <input type="checkbox"/> (Complete Part II if there is a noncash contribution.)

Name of organization Chamber of Commerce of the USA	Employer identification number 53-0045720
---	---

Part I Contributors (see instructions)

(a) No.	(b) Name, address, and ZIP + 4	(c) Aggregate contributions	(d) Type of contribution
721		\$ 100000.	Person <input checked="" type="checkbox"/> Payroll <input type="checkbox"/> Noncash <input type="checkbox"/> (Complete Part II if there is a noncash contribution.)
722		\$ 6800.	Person <input checked="" type="checkbox"/> Payroll <input type="checkbox"/> Noncash <input type="checkbox"/> (Complete Part II if there is a noncash contribution.)
723		\$ 50000.	Person <input checked="" type="checkbox"/> Payroll <input type="checkbox"/> Noncash <input type="checkbox"/> (Complete Part II if there is a noncash contribution.)
724		\$ 15000.	Person <input checked="" type="checkbox"/> Payroll <input type="checkbox"/> Noncash <input type="checkbox"/> (Complete Part II if there is a noncash contribution.)
725		\$ 25000.	Person <input checked="" type="checkbox"/> Payroll <input type="checkbox"/> Noncash <input type="checkbox"/> (Complete Part II if there is a noncash contribution.)
726		\$ 15000.	Person <input checked="" type="checkbox"/> Payroll <input type="checkbox"/> Noncash <input type="checkbox"/> (Complete Part II if there is a noncash contribution.)

Name of organization Chamber of Commerce of the USA	Employer identification number 53-0045720
---	---

Part I Contributors (see instructions)

(a) No.	(b) Name, address, and ZIP + 4	(c) Aggregate contributions	(d) Type of contribution
727		\$ <u>5000.</u>	Person <input checked="" type="checkbox"/> Payroll <input type="checkbox"/> Noncash <input type="checkbox"/> (Complete Part II if there is a noncash contribution.)
728		\$ <u>13735.</u>	Person <input checked="" type="checkbox"/> Payroll <input type="checkbox"/> Noncash <input type="checkbox"/> (Complete Part II if there is a noncash contribution.)
729		\$ <u>105500.</u>	Person <input checked="" type="checkbox"/> Payroll <input type="checkbox"/> Noncash <input type="checkbox"/> (Complete Part II if there is a noncash contribution.)
730		\$ <u>15000.</u>	Person <input checked="" type="checkbox"/> Payroll <input type="checkbox"/> Noncash <input type="checkbox"/> (Complete Part II if there is a noncash contribution.)
731		\$ <u>20000.</u>	Person <input checked="" type="checkbox"/> Payroll <input type="checkbox"/> Noncash <input type="checkbox"/> (Complete Part II if there is a noncash contribution.)
732		\$ <u>7500.</u>	Person <input checked="" type="checkbox"/> Payroll <input type="checkbox"/> Noncash <input type="checkbox"/> (Complete Part II if there is a noncash contribution.)

Name of organization Chamber of Commerce of the USA	Employer identification number 53-0045720
---	---

Part I Contributors (see instructions)

(a) No.	(b) Name, address, and ZIP + 4	(c) Aggregate contributions	(d) Type of contribution
733	<hr/> <hr/> <hr/> <hr/>	\$ 20000.	Person <input checked="" type="checkbox"/> Payroll <input type="checkbox"/> Noncash <input type="checkbox"/> (Complete Part II if there is a noncash contribution.)
734	<hr/> <hr/> <hr/> <hr/>	\$ 15000.	Person <input checked="" type="checkbox"/> Payroll <input type="checkbox"/> Noncash <input type="checkbox"/> (Complete Part II if there is a noncash contribution.)
735	<hr/> <hr/> <hr/> <hr/>	\$ 22500.	Person <input checked="" type="checkbox"/> Payroll <input type="checkbox"/> Noncash <input type="checkbox"/> (Complete Part II if there is a noncash contribution.)
736	<hr/> <hr/> <hr/> <hr/>	\$ 49974.	Person <input checked="" type="checkbox"/> Payroll <input type="checkbox"/> Noncash <input type="checkbox"/> (Complete Part II if there is a noncash contribution.)
737	<hr/> <hr/> <hr/> <hr/>	\$ 119960.	Person <input checked="" type="checkbox"/> Payroll <input type="checkbox"/> Noncash <input type="checkbox"/> (Complete Part II if there is a noncash contribution.)
738	<hr/> <hr/> <hr/> <hr/>	\$ 7500.	Person <input checked="" type="checkbox"/> Payroll <input type="checkbox"/> Noncash <input type="checkbox"/> (Complete Part II if there is a noncash contribution.)

Name of organization Chamber of Commerce of the USA	Employer identification number 53-0045720
---	---

Part I Contributors (see instructions)

(a) No.	(b) Name, address, and ZIP + 4	(c) Aggregate contributions	(d) Type of contribution
739		\$ 64000.	Person <input checked="" type="checkbox"/> Payroll <input type="checkbox"/> Noncash <input type="checkbox"/> (Complete Part II if there is a noncash contribution.)
740		\$ 5000.	Person <input checked="" type="checkbox"/> Payroll <input type="checkbox"/> Noncash <input type="checkbox"/> (Complete Part II if there is a noncash contribution.)
741		\$ 15000.	Person <input checked="" type="checkbox"/> Payroll <input type="checkbox"/> Noncash <input type="checkbox"/> (Complete Part II if there is a noncash contribution.)
742		\$ 5000.	Person <input checked="" type="checkbox"/> Payroll <input type="checkbox"/> Noncash <input type="checkbox"/> (Complete Part II if there is a noncash contribution.)
743		\$ 15000.	Person <input checked="" type="checkbox"/> Payroll <input type="checkbox"/> Noncash <input type="checkbox"/> (Complete Part II if there is a noncash contribution.)
744		\$ 25000.	Person <input checked="" type="checkbox"/> Payroll <input type="checkbox"/> Noncash <input type="checkbox"/> (Complete Part II if there is a noncash contribution.)

Name of organization

Employer identification number

Chamber of Commerce of the USA

53-0045720

Part I Contributors (see instructions)

(a) No.	(b) Name, address, and ZIP + 4	(c) Aggregate contributions	(d) Type of contribution
745		\$ 7500.	Person <input checked="" type="checkbox"/> Payroll <input type="checkbox"/> Noncash <input type="checkbox"/> (Complete Part II if there is a noncash contribution.)
746		\$ 25000.	Person <input checked="" type="checkbox"/> Payroll <input type="checkbox"/> Noncash <input type="checkbox"/> (Complete Part II if there is a noncash contribution.)
747		\$ 6000.	Person <input checked="" type="checkbox"/> Payroll <input type="checkbox"/> Noncash <input type="checkbox"/> (Complete Part II if there is a noncash contribution.)
748		\$ 10000.	Person <input checked="" type="checkbox"/> Payroll <input type="checkbox"/> Noncash <input type="checkbox"/> (Complete Part II if there is a noncash contribution.)
749		\$ 5000.	Person <input checked="" type="checkbox"/> Payroll <input type="checkbox"/> Noncash <input type="checkbox"/> (Complete Part II if there is a noncash contribution.)
750		\$ 68000.	Person <input checked="" type="checkbox"/> Payroll <input type="checkbox"/> Noncash <input type="checkbox"/> (Complete Part II if there is a noncash contribution.)

Name of organization Chamber of Commerce of the USA	Employer identification number 53-0045720
---	---

Part I Contributors (see instructions)

(a) No.	(b) Name, address, and ZIP + 4	(c) Aggregate contributions	(d) Type of contribution
751		\$ <u>8000.</u>	Person <input checked="" type="checkbox"/> Payroll <input type="checkbox"/> Noncash <input type="checkbox"/> (Complete Part II if there is a noncash contribution.)
752		\$ <u>15000.</u>	Person <input checked="" type="checkbox"/> Payroll <input type="checkbox"/> Noncash <input type="checkbox"/> (Complete Part II if there is a noncash contribution.)
753		\$ <u>5500.</u>	Person <input checked="" type="checkbox"/> Payroll <input type="checkbox"/> Noncash <input type="checkbox"/> (Complete Part II if there is a noncash contribution.)
754		\$ <u>15000.</u>	Person <input checked="" type="checkbox"/> Payroll <input type="checkbox"/> Noncash <input type="checkbox"/> (Complete Part II if there is a noncash contribution.)
755		\$ <u>10000.</u>	Person <input checked="" type="checkbox"/> Payroll <input type="checkbox"/> Noncash <input type="checkbox"/> (Complete Part II if there is a noncash contribution.)
756		\$ <u>25000.</u>	Person <input checked="" type="checkbox"/> Payroll <input type="checkbox"/> Noncash <input type="checkbox"/> (Complete Part II if there is a noncash contribution.)

Name of organization Chamber of Commerce of the USA	Employer identification number 53-0045720
---	---

Part I Contributors (see instructions)

(a) No.	(b) Name, address, and ZIP + 4	(c) Aggregate contributions	(d) Type of contribution
757		\$ 10000.	Person <input checked="" type="checkbox"/> Payroll <input type="checkbox"/> Noncash <input type="checkbox"/> (Complete Part II if there is a noncash contribution.)
758		\$ 7500.	Person <input checked="" type="checkbox"/> Payroll <input type="checkbox"/> Noncash <input type="checkbox"/> (Complete Part II if there is a noncash contribution.)
759		\$ 50000.	Person <input checked="" type="checkbox"/> Payroll <input type="checkbox"/> Noncash <input type="checkbox"/> (Complete Part II if there is a noncash contribution.)
760		\$ 5000.	Person <input checked="" type="checkbox"/> Payroll <input type="checkbox"/> Noncash <input type="checkbox"/> (Complete Part II if there is a noncash contribution.)
761		\$ 25000.	Person <input checked="" type="checkbox"/> Payroll <input type="checkbox"/> Noncash <input type="checkbox"/> (Complete Part II if there is a noncash contribution.)
762		\$ 10000.	Person <input checked="" type="checkbox"/> Payroll <input type="checkbox"/> Noncash <input type="checkbox"/> (Complete Part II if there is a noncash contribution.)

Name of organization Chamber of Commerce of the USA	Employer identification number 53-0045720
---	---

Part I Contributors (see instructions)

(a) No.	(b) Name, address, and ZIP + 4	(c) Aggregate contributions	(d) Type of contribution
763		\$ 14950.	Person <input checked="" type="checkbox"/> Payroll <input type="checkbox"/> Noncash <input type="checkbox"/> (Complete Part II if there is a noncash contribution.)
764		\$ 10000.	Person <input checked="" type="checkbox"/> Payroll <input type="checkbox"/> Noncash <input type="checkbox"/> (Complete Part II if there is a noncash contribution.)
765		\$ 173000.	Person <input checked="" type="checkbox"/> Payroll <input type="checkbox"/> Noncash <input type="checkbox"/> (Complete Part II if there is a noncash contribution.)
766		\$ 446500.	Person <input checked="" type="checkbox"/> Payroll <input type="checkbox"/> Noncash <input type="checkbox"/> (Complete Part II if there is a noncash contribution.)
767		\$ 7500.	Person <input checked="" type="checkbox"/> Payroll <input type="checkbox"/> Noncash <input type="checkbox"/> (Complete Part II if there is a noncash contribution.)
768		\$ 10000.	Person <input checked="" type="checkbox"/> Payroll <input type="checkbox"/> Noncash <input type="checkbox"/> (Complete Part II if there is a noncash contribution.)

Name of organization

Employer identification number

Chamber of Commerce of the USA

53-0045720

Part I Contributors (see instructions)

(a) No.	(b) Name, address, and ZIP + 4	(c) Aggregate contributions	(d) Type of contribution
769		\$ 15000.	Person <input checked="" type="checkbox"/> Payroll <input type="checkbox"/> Noncash <input type="checkbox"/> (Complete Part II if there is a noncash contribution.)
770		\$ 14935.	Person <input checked="" type="checkbox"/> Payroll <input type="checkbox"/> Noncash <input type="checkbox"/> (Complete Part II if there is a noncash contribution.)
771		\$ 5000.	Person <input checked="" type="checkbox"/> Payroll <input type="checkbox"/> Noncash <input type="checkbox"/> (Complete Part II if there is a noncash contribution.)
772		\$ 15000.	Person <input checked="" type="checkbox"/> Payroll <input type="checkbox"/> Noncash <input type="checkbox"/> (Complete Part II if there is a noncash contribution.)
773		\$ 327500.	Person <input checked="" type="checkbox"/> Payroll <input type="checkbox"/> Noncash <input type="checkbox"/> (Complete Part II if there is a noncash contribution.)
774		\$ 7475.	Person <input checked="" type="checkbox"/> Payroll <input type="checkbox"/> Noncash <input type="checkbox"/> (Complete Part II if there is a noncash contribution.)

Name of organization Chamber of Commerce of the USA	Employer identification number 53-0045720
---	---

Part I Contributors (see instructions)

(a) No.	(b) Name, address, and ZIP + 4	(c) Aggregate contributions	(d) Type of contribution
775		\$ <u>24970.</u>	Person <input checked="" type="checkbox"/> Payroll <input type="checkbox"/> Noncash <input type="checkbox"/> (Complete Part II if there is a noncash contribution.)
776		\$ <u>20000.</u>	Person <input checked="" type="checkbox"/> Payroll <input type="checkbox"/> Noncash <input type="checkbox"/> (Complete Part II if there is a noncash contribution.)
777		\$ <u>7475.</u>	Person <input checked="" type="checkbox"/> Payroll <input type="checkbox"/> Noncash <input type="checkbox"/> (Complete Part II if there is a noncash contribution.)
778		\$ <u>25000.</u>	Person <input checked="" type="checkbox"/> Payroll <input type="checkbox"/> Noncash <input type="checkbox"/> (Complete Part II if there is a noncash contribution.)
779		\$ <u>40000.</u>	Person <input checked="" type="checkbox"/> Payroll <input type="checkbox"/> Noncash <input type="checkbox"/> (Complete Part II if there is a noncash contribution.)
780		\$ <u>5000.</u>	Person <input checked="" type="checkbox"/> Payroll <input type="checkbox"/> Noncash <input type="checkbox"/> (Complete Part II if there is a noncash contribution.)

Name of organization

Employer identification number

Chamber of Commerce of the USA

53-0045720

Part I Contributors (see instructions)

(a) No.	(b) Name, address, and ZIP + 4	(c) Aggregate contributions	(d) Type of contribution
781		\$ 10000.	Person <input checked="" type="checkbox"/> Payroll <input type="checkbox"/> Noncash <input type="checkbox"/> (Complete Part II if there is a noncash contribution.)
782		\$ 10000.	Person <input checked="" type="checkbox"/> Payroll <input type="checkbox"/> Noncash <input type="checkbox"/> (Complete Part II if there is a noncash contribution.)
783		\$ 25000.	Person <input checked="" type="checkbox"/> Payroll <input type="checkbox"/> Noncash <input type="checkbox"/> (Complete Part II if there is a noncash contribution.)
784		\$ 25000.	Person <input checked="" type="checkbox"/> Payroll <input type="checkbox"/> Noncash <input type="checkbox"/> (Complete Part II if there is a noncash contribution.)
785		\$ 15000.	Person <input checked="" type="checkbox"/> Payroll <input type="checkbox"/> Noncash <input type="checkbox"/> (Complete Part II if there is a noncash contribution.)
786		\$ 7500.	Person <input checked="" type="checkbox"/> Payroll <input type="checkbox"/> Noncash <input type="checkbox"/> (Complete Part II if there is a noncash contribution.)

Name of organization Chamber of Commerce of the USA	Employer identification number 53-0045720
---	---

Part I Contributors (see instructions)

(a) No.	(b) Name, address, and ZIP + 4	(c) Aggregate contributions	(d) Type of contribution
787		\$ 20000.	Person <input checked="" type="checkbox"/> Payroll <input type="checkbox"/> Noncash <input type="checkbox"/> (Complete Part II if there is a noncash contribution.)
788		\$ 7500.	Person <input checked="" type="checkbox"/> Payroll <input type="checkbox"/> Noncash <input type="checkbox"/> (Complete Part II if there is a noncash contribution.)
789		\$ 25000.	Person <input checked="" type="checkbox"/> Payroll <input type="checkbox"/> Noncash <input type="checkbox"/> (Complete Part II if there is a noncash contribution.)
790		\$ 25000.	Person <input checked="" type="checkbox"/> Payroll <input type="checkbox"/> Noncash <input type="checkbox"/> (Complete Part II if there is a noncash contribution.)
791		\$ 105000.	Person <input checked="" type="checkbox"/> Payroll <input type="checkbox"/> Noncash <input type="checkbox"/> (Complete Part II if there is a noncash contribution.)
792		\$ 7000.	Person <input checked="" type="checkbox"/> Payroll <input type="checkbox"/> Noncash <input type="checkbox"/> (Complete Part II if there is a noncash contribution.)

Name of organization Chamber of Commerce of the USA	Employer identification number 53-0045720
---	---

Part I Contributors (see instructions)

(a) No.	(b) Name, address, and ZIP + 4	(c) Aggregate contributions	(d) Type of contribution
793		\$ <u>10000.</u>	Person <input checked="" type="checkbox"/> Payroll <input type="checkbox"/> Noncash <input type="checkbox"/> (Complete Part II if there is a noncash contribution.)
794		\$ <u>200000.</u>	Person <input checked="" type="checkbox"/> Payroll <input type="checkbox"/> Noncash <input type="checkbox"/> (Complete Part II if there is a noncash contribution.)
795		\$ <u>6000.</u>	Person <input checked="" type="checkbox"/> Payroll <input type="checkbox"/> Noncash <input type="checkbox"/> (Complete Part II if there is a noncash contribution.)
796		\$ <u>10000.</u>	Person <input checked="" type="checkbox"/> Payroll <input type="checkbox"/> Noncash <input type="checkbox"/> (Complete Part II if there is a noncash contribution.)
797		\$ <u>25000.</u>	Person <input checked="" type="checkbox"/> Payroll <input type="checkbox"/> Noncash <input type="checkbox"/> (Complete Part II if there is a noncash contribution.)
798		\$ <u>150000.</u>	Person <input checked="" type="checkbox"/> Payroll <input type="checkbox"/> Noncash <input type="checkbox"/> (Complete Part II if there is a noncash contribution.)

Name of organization

Employer identification number

Chamber of Commerce of the USA

53-0045720

Part I Contributors (see instructions)

(a) No.	(b) Name, address, and ZIP + 4	(c) Aggregate contributions	(d) Type of contribution
799		\$ 10000.	Person <input checked="" type="checkbox"/> Payroll <input type="checkbox"/> Noncash <input type="checkbox"/> (Complete Part II if there is a noncash contribution.)
800		\$ 16000.	Person <input checked="" type="checkbox"/> Payroll <input type="checkbox"/> Noncash <input type="checkbox"/> (Complete Part II if there is a noncash contribution.)
801		\$ 75000.	Person <input checked="" type="checkbox"/> Payroll <input type="checkbox"/> Noncash <input type="checkbox"/> (Complete Part II if there is a noncash contribution.)
802		\$ 350000.	Person <input checked="" type="checkbox"/> Payroll <input type="checkbox"/> Noncash <input type="checkbox"/> (Complete Part II if there is a noncash contribution.)
803		\$ 15000.	Person <input checked="" type="checkbox"/> Payroll <input type="checkbox"/> Noncash <input type="checkbox"/> (Complete Part II if there is a noncash contribution.)
804		\$ 10750.	Person <input checked="" type="checkbox"/> Payroll <input type="checkbox"/> Noncash <input type="checkbox"/> (Complete Part II if there is a noncash contribution.)

Name of organization

Employer identification number

Chamber of Commerce of the USA

53-0045720

Part I Contributors (see instructions)

(a) No.	(b) Name, address, and ZIP + 4	(c) Aggregate contributions	(d) Type of contribution
805		\$ 25000.	Person <input checked="" type="checkbox"/> Payroll <input type="checkbox"/> Noncash <input type="checkbox"/> (Complete Part II if there is a noncash contribution.)
806		\$ 15000.	Person <input checked="" type="checkbox"/> Payroll <input type="checkbox"/> Noncash <input type="checkbox"/> (Complete Part II if there is a noncash contribution.)
807		\$ 15000.	Person <input checked="" type="checkbox"/> Payroll <input type="checkbox"/> Noncash <input type="checkbox"/> (Complete Part II if there is a noncash contribution.)
808		\$ 7500.	Person <input checked="" type="checkbox"/> Payroll <input type="checkbox"/> Noncash <input type="checkbox"/> (Complete Part II if there is a noncash contribution.)
809		\$ 155000.	Person <input checked="" type="checkbox"/> Payroll <input type="checkbox"/> Noncash <input type="checkbox"/> (Complete Part II if there is a noncash contribution.)
810		\$ 100000.	Person <input checked="" type="checkbox"/> Payroll <input type="checkbox"/> Noncash <input type="checkbox"/> (Complete Part II if there is a noncash contribution.)

Name of organization Chamber of Commerce of the USA	Employer identification number 53-0045720
---	---

Part I Contributors (see instructions)

(a) No.	(b) Name, address, and ZIP + 4	(c) Aggregate contributions	(d) Type of contribution
811		\$ 20000.	Person <input checked="" type="checkbox"/> Payroll <input type="checkbox"/> Noncash <input type="checkbox"/> (Complete Part II if there is a noncash contribution.)
812		\$ 40000.	Person <input checked="" type="checkbox"/> Payroll <input type="checkbox"/> Noncash <input type="checkbox"/> (Complete Part II if there is a noncash contribution.)
813		\$ 50000.	Person <input checked="" type="checkbox"/> Payroll <input type="checkbox"/> Noncash <input type="checkbox"/> (Complete Part II if there is a noncash contribution.)
814		\$ 7500.	Person <input checked="" type="checkbox"/> Payroll <input type="checkbox"/> Noncash <input type="checkbox"/> (Complete Part II if there is a noncash contribution.)
815		\$ 15000.	Person <input checked="" type="checkbox"/> Payroll <input type="checkbox"/> Noncash <input type="checkbox"/> (Complete Part II if there is a noncash contribution.)
816		\$ 15000.	Person <input checked="" type="checkbox"/> Payroll <input type="checkbox"/> Noncash <input type="checkbox"/> (Complete Part II if there is a noncash contribution.)

Name of organization Chamber of Commerce of the USA	Employer identification number 53-0045720
---	---

Part I Contributors (see instructions)

(a) No.	(b) Name, address, and ZIP + 4	(c) Aggregate contributions	(d) Type of contribution
817		\$ <u>10795.</u>	Person <input checked="" type="checkbox"/> Payroll <input type="checkbox"/> Noncash <input type="checkbox"/> (Complete Part II if there is a noncash contribution.)
818		\$ <u>675000.</u>	Person <input checked="" type="checkbox"/> Payroll <input type="checkbox"/> Noncash <input type="checkbox"/> (Complete Part II if there is a noncash contribution.)
819		\$ <u>20000.</u>	Person <input checked="" type="checkbox"/> Payroll <input type="checkbox"/> Noncash <input type="checkbox"/> (Complete Part II if there is a noncash contribution.)
820		\$ <u>13000.</u>	Person <input checked="" type="checkbox"/> Payroll <input type="checkbox"/> Noncash <input type="checkbox"/> (Complete Part II if there is a noncash contribution.)
821		\$ <u>15000.</u>	Person <input checked="" type="checkbox"/> Payroll <input type="checkbox"/> Noncash <input type="checkbox"/> (Complete Part II if there is a noncash contribution.)
822		\$ <u>7500.</u>	Person <input checked="" type="checkbox"/> Payroll <input type="checkbox"/> Noncash <input type="checkbox"/> (Complete Part II if there is a noncash contribution.)

Name of organization

Employer identification number

Chamber of Commerce of the USA

53-0045720

Part I Contributors (see instructions)

(a) No.	(b) Name, address, and ZIP + 4	(c) Aggregate contributions	(d) Type of contribution
823		\$ 10000.	Person <input checked="" type="checkbox"/> Payroll <input type="checkbox"/> Noncash <input type="checkbox"/> (Complete Part II if there is a noncash contribution.)
824		\$ 5000.	Person <input checked="" type="checkbox"/> Payroll <input type="checkbox"/> Noncash <input type="checkbox"/> (Complete Part II if there is a noncash contribution.)
825		\$ 14000.	Person <input checked="" type="checkbox"/> Payroll <input type="checkbox"/> Noncash <input type="checkbox"/> (Complete Part II if there is a noncash contribution.)
826		\$ 10000.	Person <input checked="" type="checkbox"/> Payroll <input type="checkbox"/> Noncash <input type="checkbox"/> (Complete Part II if there is a noncash contribution.)
827		\$ 50000.	Person <input checked="" type="checkbox"/> Payroll <input type="checkbox"/> Noncash <input type="checkbox"/> (Complete Part II if there is a noncash contribution.)
828		\$ 101955.	Person <input checked="" type="checkbox"/> Payroll <input type="checkbox"/> Noncash <input type="checkbox"/> (Complete Part II if there is a noncash contribution.)

Name of organization Chamber of Commerce of the USA	Employer identification number 53-0045720
---	---

Part I Contributors (see instructions)

(a) No.	(b) Name, address, and ZIP + 4	(c) Aggregate contributions	(d) Type of contribution
829		\$ 100000.	Person <input checked="" type="checkbox"/> Payroll <input type="checkbox"/> Noncash <input type="checkbox"/> (Complete Part II if there is a noncash contribution.)
830		\$ 50000.	Person <input checked="" type="checkbox"/> Payroll <input type="checkbox"/> Noncash <input type="checkbox"/> (Complete Part II if there is a noncash contribution.)
831		\$ 115000.	Person <input checked="" type="checkbox"/> Payroll <input type="checkbox"/> Noncash <input type="checkbox"/> (Complete Part II if there is a noncash contribution.)
832		\$ 20000.	Person <input checked="" type="checkbox"/> Payroll <input type="checkbox"/> Noncash <input type="checkbox"/> (Complete Part II if there is a noncash contribution.)
833		\$ 10000.	Person <input checked="" type="checkbox"/> Payroll <input type="checkbox"/> Noncash <input type="checkbox"/> (Complete Part II if there is a noncash contribution.)
834		\$ 7000.	Person <input checked="" type="checkbox"/> Payroll <input type="checkbox"/> Noncash <input type="checkbox"/> (Complete Part II if there is a noncash contribution.)

Name of organization Chamber of Commerce of the USA	Employer identification number 53-0045720
---	---

Part I Contributors (see instructions)

(a) No.	(b) Name, address, and ZIP + 4	(c) Aggregate contributions	(d) Type of contribution
835		\$ <u>8150.</u>	Person <input checked="" type="checkbox"/> Payroll <input type="checkbox"/> Noncash <input type="checkbox"/> (Complete Part II if there is a noncash contribution.)
836		\$ <u>7500.</u>	Person <input checked="" type="checkbox"/> Payroll <input type="checkbox"/> Noncash <input type="checkbox"/> (Complete Part II if there is a noncash contribution.)
837		\$ <u>5000.</u>	Person <input checked="" type="checkbox"/> Payroll <input type="checkbox"/> Noncash <input type="checkbox"/> (Complete Part II if there is a noncash contribution.)
838		\$ <u>10000.</u>	Person <input checked="" type="checkbox"/> Payroll <input type="checkbox"/> Noncash <input type="checkbox"/> (Complete Part II if there is a noncash contribution.)
839		\$ <u>176000.</u>	Person <input checked="" type="checkbox"/> Payroll <input type="checkbox"/> Noncash <input type="checkbox"/> (Complete Part II if there is a noncash contribution.)
840		\$ <u>25000.</u>	Person <input checked="" type="checkbox"/> Payroll <input type="checkbox"/> Noncash <input type="checkbox"/> (Complete Part II if there is a noncash contribution.)

Name of organization Chamber of Commerce of the USA	Employer identification number 53-0045720
---	---

Part I Contributors (see instructions)

(a) No.	(b) Name, address, and ZIP + 4	(c) Aggregate contributions	(d) Type of contribution
841		\$ <u>9000.</u>	Person <input checked="" type="checkbox"/> Payroll <input type="checkbox"/> Noncash <input type="checkbox"/> (Complete Part II if there is a noncash contribution.)
842		\$ <u>25000.</u>	Person <input checked="" type="checkbox"/> Payroll <input type="checkbox"/> Noncash <input type="checkbox"/> (Complete Part II if there is a noncash contribution.)
843		\$ <u>100000.</u>	Person <input checked="" type="checkbox"/> Payroll <input type="checkbox"/> Noncash <input type="checkbox"/> (Complete Part II if there is a noncash contribution.)
844		\$ <u>10000.</u>	Person <input checked="" type="checkbox"/> Payroll <input type="checkbox"/> Noncash <input type="checkbox"/> (Complete Part II if there is a noncash contribution.)
845		\$ <u>150000.</u>	Person <input checked="" type="checkbox"/> Payroll <input type="checkbox"/> Noncash <input type="checkbox"/> (Complete Part II if there is a noncash contribution.)
846		\$ <u>50000.</u>	Person <input checked="" type="checkbox"/> Payroll <input type="checkbox"/> Noncash <input type="checkbox"/> (Complete Part II if there is a noncash contribution.)

Name of organization Chamber of Commerce of the USA	Employer identification number 53-0045720
---	---

Part I Contributors (see instructions)

(a) No.	(b) Name, address, and ZIP + 4	(c) Aggregate contributions	(d) Type of contribution
847		\$ 10000.	Person <input checked="" type="checkbox"/> Payroll <input type="checkbox"/> Noncash <input type="checkbox"/> (Complete Part II if there is a noncash contribution.)
848		\$ 200000.	Person <input checked="" type="checkbox"/> Payroll <input type="checkbox"/> Noncash <input type="checkbox"/> (Complete Part II if there is a noncash contribution.)
849		\$ 5000.	Person <input checked="" type="checkbox"/> Payroll <input type="checkbox"/> Noncash <input type="checkbox"/> (Complete Part II if there is a noncash contribution.)
850		\$ 15000.	Person <input checked="" type="checkbox"/> Payroll <input type="checkbox"/> Noncash <input type="checkbox"/> (Complete Part II if there is a noncash contribution.)
851		\$ 5000.	Person <input checked="" type="checkbox"/> Payroll <input type="checkbox"/> Noncash <input type="checkbox"/> (Complete Part II if there is a noncash contribution.)
852		\$ 10000.	Person <input checked="" type="checkbox"/> Payroll <input type="checkbox"/> Noncash <input type="checkbox"/> (Complete Part II if there is a noncash contribution.)

Name of organization Chamber of Commerce of the USA	Employer identification number 53-0045720
---	---

Part I Contributors (see instructions)

(a) No.	(b) Name, address, and ZIP + 4	(c) Aggregate contributions	(d) Type of contribution
853		\$ 7486.	Person <input checked="" type="checkbox"/> Payroll <input type="checkbox"/> Noncash <input type="checkbox"/> (Complete Part II if there is a noncash contribution.)
854		\$ 6000.	Person <input checked="" type="checkbox"/> Payroll <input type="checkbox"/> Noncash <input type="checkbox"/> (Complete Part II if there is a noncash contribution.)
855		\$ 12500.	Person <input checked="" type="checkbox"/> Payroll <input type="checkbox"/> Noncash <input type="checkbox"/> (Complete Part II if there is a noncash contribution.)
856		\$ 6100.	Person <input checked="" type="checkbox"/> Payroll <input type="checkbox"/> Noncash <input type="checkbox"/> (Complete Part II if there is a noncash contribution.)
857		\$ 6000.	Person <input checked="" type="checkbox"/> Payroll <input type="checkbox"/> Noncash <input type="checkbox"/> (Complete Part II if there is a noncash contribution.)
858		\$ 7470.	Person <input checked="" type="checkbox"/> Payroll <input type="checkbox"/> Noncash <input type="checkbox"/> (Complete Part II if there is a noncash contribution.)

Name of organization Chamber of Commerce of the USA	Employer identification number 53-0045720
---	---

Part I Contributors (see instructions)

(a) No.	(b) Name, address, and ZIP + 4	(c) Aggregate contributions	(d) Type of contribution
859	 <hr/> <hr/> <hr/>	\$ <u>68000.</u>	Person <input checked="" type="checkbox"/> Payroll <input type="checkbox"/> Noncash <input type="checkbox"/> (Complete Part II if there is a noncash contribution.)
860	 <hr/> <hr/> <hr/>	\$ <u>5000.</u>	Person <input checked="" type="checkbox"/> Payroll <input type="checkbox"/> Noncash <input type="checkbox"/> (Complete Part II if there is a noncash contribution.)
861	 <hr/> <hr/> <hr/>	\$ <u>5000.</u>	Person <input checked="" type="checkbox"/> Payroll <input type="checkbox"/> Noncash <input type="checkbox"/> (Complete Part II if there is a noncash contribution.)
862	 <hr/> <hr/> <hr/>	\$ <u>100000.</u>	Person <input checked="" type="checkbox"/> Payroll <input type="checkbox"/> Noncash <input type="checkbox"/> (Complete Part II if there is a noncash contribution.)
863	 <hr/> <hr/> <hr/>	\$ <u>60000.</u>	Person <input checked="" type="checkbox"/> Payroll <input type="checkbox"/> Noncash <input type="checkbox"/> (Complete Part II if there is a noncash contribution.)
864	 <hr/> <hr/> <hr/>	\$ <u>80000.</u>	Person <input checked="" type="checkbox"/> Payroll <input type="checkbox"/> Noncash <input type="checkbox"/> (Complete Part II if there is a noncash contribution.)

Name of organization Chamber of Commerce of the USA	Employer identification number 53-0045720
---	---

Part I Contributors (see instructions)

(a) No.	(b) Name, address, and ZIP + 4	(c) Aggregate contributions	(d) Type of contribution
865		\$ 50000.	Person <input checked="" type="checkbox"/> Payroll <input type="checkbox"/> Noncash <input type="checkbox"/> (Complete Part II if there is a noncash contribution.)
866		\$ 14000.	Person <input checked="" type="checkbox"/> Payroll <input type="checkbox"/> Noncash <input type="checkbox"/> (Complete Part II if there is a noncash contribution.)
867		\$ 35000.	Person <input checked="" type="checkbox"/> Payroll <input type="checkbox"/> Noncash <input type="checkbox"/> (Complete Part II if there is a noncash contribution.)
868		\$ 50000.	Person <input checked="" type="checkbox"/> Payroll <input type="checkbox"/> Noncash <input type="checkbox"/> (Complete Part II if there is a noncash contribution.)
869		\$ 150000.	Person <input checked="" type="checkbox"/> Payroll <input type="checkbox"/> Noncash <input type="checkbox"/> (Complete Part II if there is a noncash contribution.)
870		\$ 17000.	Person <input checked="" type="checkbox"/> Payroll <input type="checkbox"/> Noncash <input type="checkbox"/> (Complete Part II if there is a noncash contribution.)

Name of organization Chamber of Commerce of the USA	Employer identification number 53-0045720
---	---

Part I Contributors (see instructions)

(a) No.	(b) Name, address, and ZIP + 4	(c) Aggregate contributions	(d) Type of contribution
871		\$ 5000.	Person <input checked="" type="checkbox"/> Payroll <input type="checkbox"/> Noncash <input type="checkbox"/> (Complete Part II if there is a noncash contribution.)
872		\$ 50000.	Person <input checked="" type="checkbox"/> Payroll <input type="checkbox"/> Noncash <input type="checkbox"/> (Complete Part II if there is a noncash contribution.)
873		\$ 7500.	Person <input checked="" type="checkbox"/> Payroll <input type="checkbox"/> Noncash <input type="checkbox"/> (Complete Part II if there is a noncash contribution.)
874		\$ 350000.	Person <input checked="" type="checkbox"/> Payroll <input type="checkbox"/> Noncash <input type="checkbox"/> (Complete Part II if there is a noncash contribution.)
875		\$ 75000.	Person <input checked="" type="checkbox"/> Payroll <input type="checkbox"/> Noncash <input type="checkbox"/> (Complete Part II if there is a noncash contribution.)
876		\$ 225000.	Person <input checked="" type="checkbox"/> Payroll <input type="checkbox"/> Noncash <input type="checkbox"/> (Complete Part II if there is a noncash contribution.)

Name of organization

Employer identification number

Chamber of Commerce of the USA

53-0045720

Part I Contributors (see instructions)

(a) No.	(b) Name, address, and ZIP + 4	(c) Aggregate contributions	(d) Type of contribution
877		\$ 257500.	Person <input checked="" type="checkbox"/> Payroll <input type="checkbox"/> Noncash <input type="checkbox"/> (Complete Part II if there is a noncash contribution.)
878		\$ 10000.	Person <input checked="" type="checkbox"/> Payroll <input type="checkbox"/> Noncash <input type="checkbox"/> (Complete Part II if there is a noncash contribution.)
879		\$ 10000.	Person <input checked="" type="checkbox"/> Payroll <input type="checkbox"/> Noncash <input type="checkbox"/> (Complete Part II if there is a noncash contribution.)
880		\$ 20000.	Person <input checked="" type="checkbox"/> Payroll <input type="checkbox"/> Noncash <input type="checkbox"/> (Complete Part II if there is a noncash contribution.)
881		\$ 10000.	Person <input checked="" type="checkbox"/> Payroll <input type="checkbox"/> Noncash <input type="checkbox"/> (Complete Part II if there is a noncash contribution.)
882		\$ 12500.	Person <input checked="" type="checkbox"/> Payroll <input type="checkbox"/> Noncash <input type="checkbox"/> (Complete Part II if there is a noncash contribution.)

Name of organization Chamber of Commerce of the USA	Employer identification number 53-0045720
---	---

Part I Contributors (see instructions)

(a) No.	(b) Name, address, and ZIP + 4	(c) Aggregate contributions	(d) Type of contribution
883		\$ <u>20000.</u>	Person <input checked="" type="checkbox"/> Payroll <input type="checkbox"/> Noncash <input type="checkbox"/> (Complete Part II if there is a noncash contribution.)
884		\$ <u>10000.</u>	Person <input checked="" type="checkbox"/> Payroll <input type="checkbox"/> Noncash <input type="checkbox"/> (Complete Part II if there is a noncash contribution.)
885		\$ <u>52500.</u>	Person <input checked="" type="checkbox"/> Payroll <input type="checkbox"/> Noncash <input type="checkbox"/> (Complete Part II if there is a noncash contribution.)
886		\$ <u>5000.</u>	Person <input checked="" type="checkbox"/> Payroll <input type="checkbox"/> Noncash <input type="checkbox"/> (Complete Part II if there is a noncash contribution.)
887		\$ <u>17500.</u>	Person <input checked="" type="checkbox"/> Payroll <input type="checkbox"/> Noncash <input type="checkbox"/> (Complete Part II if there is a noncash contribution.)
888		\$ <u>5000.</u>	Person <input checked="" type="checkbox"/> Payroll <input type="checkbox"/> Noncash <input type="checkbox"/> (Complete Part II if there is a noncash contribution.)

Name of organization Chamber of Commerce of the USA	Employer identification number 53-0045720
---	---

Part I Contributors (see instructions)

(a) No.	(b) Name, address, and ZIP + 4	(c) Aggregate contributions	(d) Type of contribution
889		\$ <u>7500.</u>	Person <input checked="" type="checkbox"/> Payroll <input type="checkbox"/> Noncash <input type="checkbox"/> (Complete Part II if there is a noncash contribution.)
890		\$ <u>8600.</u>	Person <input checked="" type="checkbox"/> Payroll <input type="checkbox"/> Noncash <input type="checkbox"/> (Complete Part II if there is a noncash contribution.)
891		\$ <u>35000.</u>	Person <input checked="" type="checkbox"/> Payroll <input type="checkbox"/> Noncash <input type="checkbox"/> (Complete Part II if there is a noncash contribution.)
892		\$ <u>32500.</u>	Person <input checked="" type="checkbox"/> Payroll <input type="checkbox"/> Noncash <input type="checkbox"/> (Complete Part II if there is a noncash contribution.)
893		\$ <u>5000.</u>	Person <input checked="" type="checkbox"/> Payroll <input type="checkbox"/> Noncash <input type="checkbox"/> (Complete Part II if there is a noncash contribution.)
894		\$ <u>15000.</u>	Person <input checked="" type="checkbox"/> Payroll <input type="checkbox"/> Noncash <input type="checkbox"/> (Complete Part II if there is a noncash contribution.)

Name of organization

Employer identification number

Chamber of Commerce of the USA

53-0045720

Part I Contributors (see instructions)

(a) No.	(b) Name, address, and ZIP + 4	(c) Aggregate contributions	(d) Type of contribution
895		\$ 25000.	Person <input checked="" type="checkbox"/> Payroll <input type="checkbox"/> Noncash <input type="checkbox"/> (Complete Part II if there is a noncash contribution.)
896		\$ 10000.	Person <input checked="" type="checkbox"/> Payroll <input type="checkbox"/> Noncash <input type="checkbox"/> (Complete Part II if there is a noncash contribution.)
897		\$ 10000.	Person <input checked="" type="checkbox"/> Payroll <input type="checkbox"/> Noncash <input type="checkbox"/> (Complete Part II if there is a noncash contribution.)
898		\$ 300000.	Person <input checked="" type="checkbox"/> Payroll <input type="checkbox"/> Noncash <input type="checkbox"/> (Complete Part II if there is a noncash contribution.)
899		\$ 25000.	Person <input checked="" type="checkbox"/> Payroll <input type="checkbox"/> Noncash <input type="checkbox"/> (Complete Part II if there is a noncash contribution.)
900		\$ 1174500.	Person <input checked="" type="checkbox"/> Payroll <input type="checkbox"/> Noncash <input type="checkbox"/> (Complete Part II if there is a noncash contribution.)

Name of organization Chamber of Commerce of the USA	Employer Identification number 53-0045720
---	---

Part I Contributors (see instructions)

(a) No.	(b) Name, address, and ZIP + 4	(c) Aggregate contributions	(d) Type of contribution
901		\$ <u>10000.</u>	Person <input checked="" type="checkbox"/> Payroll <input type="checkbox"/> Noncash <input type="checkbox"/> (Complete Part II if there is a noncash contribution.)
902		\$ <u>22500.</u>	Person <input checked="" type="checkbox"/> Payroll <input type="checkbox"/> Noncash <input type="checkbox"/> (Complete Part II if there is a noncash contribution.)
903		\$ <u>25000.</u>	Person <input checked="" type="checkbox"/> Payroll <input type="checkbox"/> Noncash <input type="checkbox"/> (Complete Part II if there is a noncash contribution.)
904		\$ <u>126000.</u>	Person <input checked="" type="checkbox"/> Payroll <input type="checkbox"/> Noncash <input type="checkbox"/> (Complete Part II if there is a noncash contribution.)
905		\$ <u>7500.</u>	Person <input checked="" type="checkbox"/> Payroll <input type="checkbox"/> Noncash <input type="checkbox"/> (Complete Part II if there is a noncash contribution.)
906		\$ <u>15000.</u>	Person <input checked="" type="checkbox"/> Payroll <input type="checkbox"/> Noncash <input type="checkbox"/> (Complete Part II if there is a noncash contribution.)

Name of organization Chamber of Commerce of the USA	Employer identification number 53-0045720
---	---

Part I Contributors (see instructions)

(a) No.	(b) Name, address, and ZIP + 4	(c) Aggregate contributions	(d) Type of contribution
907		\$ 50000.	Person <input checked="" type="checkbox"/> Payroll <input type="checkbox"/> Noncash <input type="checkbox"/> (Complete Part II if there is a noncash contribution.)
908		\$ 10000.	Person <input checked="" type="checkbox"/> Payroll <input type="checkbox"/> Noncash <input type="checkbox"/> (Complete Part II if there is a noncash contribution.)
909		\$ 5000.	Person <input checked="" type="checkbox"/> Payroll <input type="checkbox"/> Noncash <input type="checkbox"/> (Complete Part II if there is a noncash contribution.)
910		\$ 15000.	Person <input checked="" type="checkbox"/> Payroll <input type="checkbox"/> Noncash <input type="checkbox"/> (Complete Part II if there is a noncash contribution.)
911		\$ 50000.	Person <input checked="" type="checkbox"/> Payroll <input type="checkbox"/> Noncash <input type="checkbox"/> (Complete Part II if there is a noncash contribution.)
912		\$ 50000.	Person <input checked="" type="checkbox"/> Payroll <input type="checkbox"/> Noncash <input type="checkbox"/> (Complete Part II if there is a noncash contribution.)

Name of organization

Employer identification number

Chamber of Commerce of the USA

53-0045720

Part I Contributors (see instructions)

(a) No.	(b) Name, address, and ZIP + 4	(c) Aggregate contributions	(d) Type of contribution
913		\$ 330000.	Person <input checked="" type="checkbox"/> Payroll <input type="checkbox"/> Noncash <input type="checkbox"/> (Complete Part II if there is a noncash contribution.)
914		\$ 5000.	Person <input checked="" type="checkbox"/> Payroll <input type="checkbox"/> Noncash <input type="checkbox"/> (Complete Part II if there is a noncash contribution.)
915		\$ 5000.	Person <input checked="" type="checkbox"/> Payroll <input type="checkbox"/> Noncash <input type="checkbox"/> (Complete Part II if there is a noncash contribution.)
916		\$ 7500.	Person <input checked="" type="checkbox"/> Payroll <input type="checkbox"/> Noncash <input type="checkbox"/> (Complete Part II if there is a noncash contribution.)
917		\$ 12000.	Person <input checked="" type="checkbox"/> Payroll <input type="checkbox"/> Noncash <input type="checkbox"/> (Complete Part II if there is a noncash contribution.)
918		\$ 25000.	Person <input checked="" type="checkbox"/> Payroll <input type="checkbox"/> Noncash <input type="checkbox"/> (Complete Part II if there is a noncash contribution.)

Name of organization Chamber of Commerce of the USA	Employer identification number 53-0045720
---	---

Part I Contributors (see instructions)

(a) No.	(b) Name, address, and ZIP + 4	(c) Aggregate contributions	(d) Type of contribution
919		\$ <u>7500.</u>	Person <input checked="" type="checkbox"/> Payroll <input type="checkbox"/> Noncash <input type="checkbox"/> (Complete Part II if there is a noncash contribution.)
920		\$ <u>100000.</u>	Person <input checked="" type="checkbox"/> Payroll <input type="checkbox"/> Noncash <input type="checkbox"/> (Complete Part II if there is a noncash contribution.)
921		\$ <u>7000.</u>	Person <input checked="" type="checkbox"/> Payroll <input type="checkbox"/> Noncash <input type="checkbox"/> (Complete Part II if there is a noncash contribution.)
922		\$ <u>25000.</u>	Person <input checked="" type="checkbox"/> Payroll <input type="checkbox"/> Noncash <input type="checkbox"/> (Complete Part II if there is a noncash contribution.)
923		\$ <u>105000.</u>	Person <input checked="" type="checkbox"/> Payroll <input type="checkbox"/> Noncash <input type="checkbox"/> (Complete Part II if there is a noncash contribution.)
924		\$ <u>100000.</u>	Person <input checked="" type="checkbox"/> Payroll <input type="checkbox"/> Noncash <input type="checkbox"/> (Complete Part II if there is a noncash contribution.)

Name of organization Chamber of Commerce of the USA	Employer identification number 53-0045720
---	---

Part I Contributors (see instructions)

(a) No.	(b) Name, address, and ZIP + 4	(c) Aggregate contributions	(d) Type of contribution
925		\$ 5000.	Person <input checked="" type="checkbox"/> Payroll <input type="checkbox"/> Noncash <input type="checkbox"/> (Complete Part II if there is a noncash contribution.)
926		\$ 175000.	Person <input checked="" type="checkbox"/> Payroll <input type="checkbox"/> Noncash <input type="checkbox"/> (Complete Part II if there is a noncash contribution.)
927		\$ 5000.	Person <input checked="" type="checkbox"/> Payroll <input type="checkbox"/> Noncash <input type="checkbox"/> (Complete Part II if there is a noncash contribution.)
928		\$ 50000.	Person <input checked="" type="checkbox"/> Payroll <input type="checkbox"/> Noncash <input type="checkbox"/> (Complete Part II if there is a noncash contribution.)
929		\$ 150000.	Person <input checked="" type="checkbox"/> Payroll <input type="checkbox"/> Noncash <input type="checkbox"/> (Complete Part II if there is a noncash contribution.)
930		\$ 100000.	Person <input checked="" type="checkbox"/> Payroll <input type="checkbox"/> Noncash <input type="checkbox"/> (Complete Part II if there is a noncash contribution.)

Name of organization

Employer identification number

Chamber of Commerce of the USA

53-0045720

Part I Contributors (see instructions)

(a) No.	(b) Name, address, and ZIP + 4	(c) Aggregate contributions	(d) Type of contribution
931		\$ 15000.	Person <input checked="" type="checkbox"/> Payroll <input type="checkbox"/> Noncash <input type="checkbox"/> (Complete Part II if there is a noncash contribution.)
932		\$ 11000.	Person <input checked="" type="checkbox"/> Payroll <input type="checkbox"/> Noncash <input type="checkbox"/> (Complete Part II if there is a noncash contribution.)
933		\$ 7500.	Person <input checked="" type="checkbox"/> Payroll <input type="checkbox"/> Noncash <input type="checkbox"/> (Complete Part II if there is a noncash contribution.)
934		\$ 25000.	Person <input checked="" type="checkbox"/> Payroll <input type="checkbox"/> Noncash <input type="checkbox"/> (Complete Part II if there is a noncash contribution.)
935		\$ 5000.	Person <input checked="" type="checkbox"/> Payroll <input type="checkbox"/> Noncash <input type="checkbox"/> (Complete Part II if there is a noncash contribution.)
936		\$ 25000.	Person <input checked="" type="checkbox"/> Payroll <input type="checkbox"/> Noncash <input type="checkbox"/> (Complete Part II if there is a noncash contribution.)

Name of organization

Employer identification number

Chamber of Commerce of the USA

53-0045720

Part I Contributors (see instructions)

(a) No.	(b) Name, address, and ZIP + 4	(c) Aggregate contributions	(d) Type of contribution
937		\$ 120000.	Person <input checked="" type="checkbox"/> Payroll <input type="checkbox"/> Noncash <input type="checkbox"/> (Complete Part II if there is a noncash contribution.)
938		\$ 5000.	Person <input checked="" type="checkbox"/> Payroll <input type="checkbox"/> Noncash <input type="checkbox"/> (Complete Part II if there is a noncash contribution.)
939		\$ 5000.	Person <input checked="" type="checkbox"/> Payroll <input type="checkbox"/> Noncash <input type="checkbox"/> (Complete Part II if there is a noncash contribution.)
940		\$ 25000.	Person <input checked="" type="checkbox"/> Payroll <input type="checkbox"/> Noncash <input type="checkbox"/> (Complete Part II if there is a noncash contribution.)
941		\$ 5000.	Person <input checked="" type="checkbox"/> Payroll <input type="checkbox"/> Noncash <input type="checkbox"/> (Complete Part II if there is a noncash contribution.)
942		\$ 7460.	Person <input checked="" type="checkbox"/> Payroll <input type="checkbox"/> Noncash <input type="checkbox"/> (Complete Part II if there is a noncash contribution.)

Name of organization Chamber of Commerce of the USA	Employer identification number 53-0045720
---	---

Part I Contributors (see instructions)

(a) No.	(b) Name, address, and ZIP + 4	(c) Aggregate contributions	(d) Type of contribution
943		\$ 40000.	Person <input checked="" type="checkbox"/> Payroll <input type="checkbox"/> Noncash <input type="checkbox"/> (Complete Part II if there is a noncash contribution.)
944		\$ 100000.	Person <input checked="" type="checkbox"/> Payroll <input type="checkbox"/> Noncash <input type="checkbox"/> (Complete Part II if there is a noncash contribution.)
945		\$ 250000.	Person <input checked="" type="checkbox"/> Payroll <input type="checkbox"/> Noncash <input type="checkbox"/> (Complete Part II if there is a noncash contribution.)
946		\$ 7500.	Person <input checked="" type="checkbox"/> Payroll <input type="checkbox"/> Noncash <input type="checkbox"/> (Complete Part II if there is a noncash contribution.)
947		\$ 50000.	Person <input checked="" type="checkbox"/> Payroll <input type="checkbox"/> Noncash <input type="checkbox"/> (Complete Part II if there is a noncash contribution.)
948		\$ 5000.	Person <input checked="" type="checkbox"/> Payroll <input type="checkbox"/> Noncash <input type="checkbox"/> (Complete Part II if there is a noncash contribution.)

Name of organization

Employer identification number

Chamber of Commerce of the USA

53-0045720

Part I Contributors (see instructions)

(a) No.	(b) Name, address, and ZIP + 4	(c) Aggregate contributions	(d) Type of contribution
949		\$ 5000.	Person <input checked="" type="checkbox"/> Payroll <input type="checkbox"/> Noncash <input type="checkbox"/> (Complete Part II if there is a noncash contribution.)
950		\$ 7500.	Person <input checked="" type="checkbox"/> Payroll <input type="checkbox"/> Noncash <input type="checkbox"/> (Complete Part II if there is a noncash contribution.)
951		\$ 8250.	Person <input checked="" type="checkbox"/> Payroll <input type="checkbox"/> Noncash <input type="checkbox"/> (Complete Part II if there is a noncash contribution.)
952		\$ 27000.	Person <input checked="" type="checkbox"/> Payroll <input type="checkbox"/> Noncash <input type="checkbox"/> (Complete Part II if there is a noncash contribution.)
953		\$ 5000.	Person <input checked="" type="checkbox"/> Payroll <input type="checkbox"/> Noncash <input type="checkbox"/> (Complete Part II if there is a noncash contribution.)
954		\$ 25000.	Person <input checked="" type="checkbox"/> Payroll <input type="checkbox"/> Noncash <input type="checkbox"/> (Complete Part II if there is a noncash contribution.)

Name of organization

Employer identification number

Chamber of Commerce of the USA

53-0045720

Part I Contributors (see instructions)

(a) No.	(b) Name, address, and ZIP + 4	(c) Aggregate contributions	(d) Type of contribution
955		\$ 25000.	Person <input checked="" type="checkbox"/> Payroll <input type="checkbox"/> Noncash <input type="checkbox"/> (Complete Part II if there is a noncash contribution.)
956		\$ 5000.	Person <input checked="" type="checkbox"/> Payroll <input type="checkbox"/> Noncash <input type="checkbox"/> (Complete Part II if there is a noncash contribution.)
957		\$ 25000.	Person <input checked="" type="checkbox"/> Payroll <input type="checkbox"/> Noncash <input type="checkbox"/> (Complete Part II if there is a noncash contribution.)
958		\$ 50000.	Person <input checked="" type="checkbox"/> Payroll <input type="checkbox"/> Noncash <input type="checkbox"/> (Complete Part II if there is a noncash contribution.)
959		\$ 10000.	Person <input checked="" type="checkbox"/> Payroll <input type="checkbox"/> Noncash <input type="checkbox"/> (Complete Part II if there is a noncash contribution.)
960		\$ 68000.	Person <input checked="" type="checkbox"/> Payroll <input type="checkbox"/> Noncash <input type="checkbox"/> (Complete Part II if there is a noncash contribution.)

Name of organization

Employer identification number

Chamber of Commerce of the USA

53-0045720

Part I Contributors (see instructions)

(a) No.	(b) Name, address, and ZIP + 4	(c) Aggregate contributions	(d) Type of contribution
961		\$ 15000.	Person <input checked="" type="checkbox"/> Payroll <input type="checkbox"/> Noncash <input type="checkbox"/> (Complete Part II if there is a noncash contribution.)
962		\$ 5000.	Person <input checked="" type="checkbox"/> Payroll <input type="checkbox"/> Noncash <input type="checkbox"/> (Complete Part II if there is a noncash contribution.)
963		\$ 15000.	Person <input checked="" type="checkbox"/> Payroll <input type="checkbox"/> Noncash <input type="checkbox"/> (Complete Part II if there is a noncash contribution.)
964		\$ 15000.	Person <input checked="" type="checkbox"/> Payroll <input type="checkbox"/> Noncash <input type="checkbox"/> (Complete Part II if there is a noncash contribution.)
965		\$ 25000.	Person <input checked="" type="checkbox"/> Payroll <input type="checkbox"/> Noncash <input type="checkbox"/> (Complete Part II if there is a noncash contribution.)
966		\$ 25000.	Person <input checked="" type="checkbox"/> Payroll <input type="checkbox"/> Noncash <input type="checkbox"/> (Complete Part II if there is a noncash contribution.)

Name of organization Chamber of Commerce of the USA	Employer identification number 53-0045720
---	---

Part I Contributors (see instructions)

(a) No.	(b) Name, address, and ZIP + 4	(c) Aggregate contributions	(d) Type of contribution
967		\$ 10000.	Person <input checked="" type="checkbox"/> Payroll <input type="checkbox"/> Noncash <input type="checkbox"/> (Complete Part II if there is a noncash contribution.)
968		\$ 10000.	Person <input checked="" type="checkbox"/> Payroll <input type="checkbox"/> Noncash <input type="checkbox"/> (Complete Part II if there is a noncash contribution.)
969		\$ 25000.	Person <input checked="" type="checkbox"/> Payroll <input type="checkbox"/> Noncash <input type="checkbox"/> (Complete Part II if there is a noncash contribution.)
970		\$ 5000.	Person <input checked="" type="checkbox"/> Payroll <input type="checkbox"/> Noncash <input type="checkbox"/> (Complete Part II if there is a noncash contribution.)
971		\$ 20000.	Person <input checked="" type="checkbox"/> Payroll <input type="checkbox"/> Noncash <input type="checkbox"/> (Complete Part II if there is a noncash contribution.)
972		\$ 68000.	Person <input checked="" type="checkbox"/> Payroll <input type="checkbox"/> Noncash <input type="checkbox"/> (Complete Part II if there is a noncash contribution.)

Name of organization Chamber of Commerce of the USA	Employer identification number 53-0045720
---	---

Part I Contributors (see instructions)

(a) No.	(b) Name, address, and ZIP + 4	(c) Aggregate contributions	(d) Type of contribution
973		\$ 5000.	Person <input checked="" type="checkbox"/> Payroll <input type="checkbox"/> Noncash <input type="checkbox"/> (Complete Part II if there is a noncash contribution.)
974		\$ 5000.	Person <input checked="" type="checkbox"/> Payroll <input type="checkbox"/> Noncash <input type="checkbox"/> (Complete Part II if there is a noncash contribution.)
975		\$ 20000.	Person <input checked="" type="checkbox"/> Payroll <input type="checkbox"/> Noncash <input type="checkbox"/> (Complete Part II if there is a noncash contribution.)
976		\$ 5000.	Person <input checked="" type="checkbox"/> Payroll <input type="checkbox"/> Noncash <input type="checkbox"/> (Complete Part II if there is a noncash contribution.)
977		\$ 5000.	Person <input checked="" type="checkbox"/> Payroll <input type="checkbox"/> Noncash <input type="checkbox"/> (Complete Part II if there is a noncash contribution.)
978		\$ 25000.	Person <input checked="" type="checkbox"/> Payroll <input type="checkbox"/> Noncash <input type="checkbox"/> (Complete Part II if there is a noncash contribution.)

Name of organization Chamber of Commerce of the USA	Employer identification number 53-0045720
---	---

Part I Contributors (see instructions)

(a) No.	(b) Name, address, and ZIP + 4	(c) Aggregate contributions	(d) Type of contribution
979		\$ 5000.	Person <input checked="" type="checkbox"/> Payroll <input type="checkbox"/> Noncash <input type="checkbox"/> (Complete Part II if there is a noncash contribution.)
980		\$ 10000.	Person <input checked="" type="checkbox"/> Payroll <input type="checkbox"/> Noncash <input type="checkbox"/> (Complete Part II if there is a noncash contribution.)
981		\$ 5000.	Person <input checked="" type="checkbox"/> Payroll <input type="checkbox"/> Noncash <input type="checkbox"/> (Complete Part II if there is a noncash contribution.)
982		\$ 27500.	Person <input checked="" type="checkbox"/> Payroll <input type="checkbox"/> Noncash <input type="checkbox"/> (Complete Part II if there is a noncash contribution.)
983		\$ 5000.	Person <input checked="" type="checkbox"/> Payroll <input type="checkbox"/> Noncash <input type="checkbox"/> (Complete Part II if there is a noncash contribution.)
984		\$ 17500.	Person <input checked="" type="checkbox"/> Payroll <input type="checkbox"/> Noncash <input type="checkbox"/> (Complete Part II if there is a noncash contribution.)

Name of organization

Employer identification number

Chamber of Commerce of the USA

53-0045720

Part I Contributors (see instructions)

(a) No.	(b) Name, address, and ZIP + 4	(c) Aggregate contributions	(d) Type of contribution
985		\$ 65000.	Person <input checked="" type="checkbox"/> Payroll <input type="checkbox"/> Noncash <input type="checkbox"/> (Complete Part II if there is a noncash contribution.)
986		\$ 11000.	Person <input checked="" type="checkbox"/> Payroll <input type="checkbox"/> Noncash <input type="checkbox"/> (Complete Part II if there is a noncash contribution.)
987		\$ 150000.	Person <input checked="" type="checkbox"/> Payroll <input type="checkbox"/> Noncash <input type="checkbox"/> (Complete Part II if there is a noncash contribution.)
988		\$ 400000.	Person <input checked="" type="checkbox"/> Payroll <input type="checkbox"/> Noncash <input type="checkbox"/> (Complete Part II if there is a noncash contribution.)
989		\$ 100000.	Person <input checked="" type="checkbox"/> Payroll <input type="checkbox"/> Noncash <input type="checkbox"/> (Complete Part II if there is a noncash contribution.)
990		\$ 100000.	Person <input checked="" type="checkbox"/> Payroll <input type="checkbox"/> Noncash <input type="checkbox"/> (Complete Part II if there is a noncash contribution.)

Name of organization

Employer identification number

Chamber of Commerce of the USA

53-0045720

Part I Contributors (see instructions)

(a) No.	(b) Name, address, and ZIP + 4	(c) Aggregate contributions	(d) Type of contribution
991		\$ 25000.	Person <input checked="" type="checkbox"/> Payroll <input type="checkbox"/> Noncash <input type="checkbox"/> (Complete Part II if there is a noncash contribution.)
992		\$ 20000.	Person <input checked="" type="checkbox"/> Payroll <input type="checkbox"/> Noncash <input type="checkbox"/> (Complete Part II if there is a noncash contribution.)
993		\$ 5000.	Person <input checked="" type="checkbox"/> Payroll <input type="checkbox"/> Noncash <input type="checkbox"/> (Complete Part II if there is a noncash contribution.)
994		\$ 7000.	Person <input checked="" type="checkbox"/> Payroll <input type="checkbox"/> Noncash <input type="checkbox"/> (Complete Part II if there is a noncash contribution.)
995		\$ 100000.	Person <input checked="" type="checkbox"/> Payroll <input type="checkbox"/> Noncash <input type="checkbox"/> (Complete Part II if there is a noncash contribution.)
996		\$ 5000.	Person <input checked="" type="checkbox"/> Payroll <input type="checkbox"/> Noncash <input type="checkbox"/> (Complete Part II if there is a noncash contribution.)

Name of organization

Employer identification number

Chamber of Commerce of the USA

53-0045720

Part I Contributors (see instructions)

(a) No.	(b) Name, address, and ZIP + 4	(c) Aggregate contributions	(d) Type of contribution
997		\$ 5000.	Person <input checked="" type="checkbox"/> Payroll <input type="checkbox"/> Noncash <input type="checkbox"/> (Complete Part II if there is a noncash contribution.)
998		\$ 15000.	Person <input checked="" type="checkbox"/> Payroll <input type="checkbox"/> Noncash <input type="checkbox"/> (Complete Part II if there is a noncash contribution.)
999		\$ 49980.	Person <input checked="" type="checkbox"/> Payroll <input type="checkbox"/> Noncash <input type="checkbox"/> (Complete Part II if there is a noncash contribution.)
1000		\$ 150000.	Person <input checked="" type="checkbox"/> Payroll <input type="checkbox"/> Noncash <input type="checkbox"/> (Complete Part II if there is a noncash contribution.)
1001		\$ 690000.	Person <input checked="" type="checkbox"/> Payroll <input type="checkbox"/> Noncash <input type="checkbox"/> (Complete Part II if there is a noncash contribution.)
1002		\$ 5000.	Person <input checked="" type="checkbox"/> Payroll <input type="checkbox"/> Noncash <input type="checkbox"/> (Complete Part II if there is a noncash contribution.)

Name of organization Chamber of Commerce of the USA	Employer identification number 53-0045720
---	---

Part I Contributors (see instructions)

(a) No.	(b) Name, address, and ZIP + 4	(c) Aggregate contributions	(d) Type of contribution
1003	 <hr/> <hr/> <hr/>	\$ 50000.	Person <input checked="" type="checkbox"/> Payroll <input type="checkbox"/> Noncash <input type="checkbox"/> (Complete Part II if there is a noncash contribution.)
1004	 <hr/> <hr/> <hr/>	\$ 125000.	Person <input checked="" type="checkbox"/> Payroll <input type="checkbox"/> Noncash <input type="checkbox"/> (Complete Part II if there is a noncash contribution.)
1005	 <hr/> <hr/> <hr/>	\$ 15000.	Person <input checked="" type="checkbox"/> Payroll <input type="checkbox"/> Noncash <input type="checkbox"/> (Complete Part II if there is a noncash contribution.)
1006	 <hr/> <hr/> <hr/>	\$ 25000.	Person <input checked="" type="checkbox"/> Payroll <input type="checkbox"/> Noncash <input type="checkbox"/> (Complete Part II if there is a noncash contribution.)
1007	 <hr/> <hr/> <hr/>	\$ 100000.	Person <input checked="" type="checkbox"/> Payroll <input type="checkbox"/> Noncash <input type="checkbox"/> (Complete Part II if there is a noncash contribution.)
1008	 <hr/> <hr/> <hr/>	\$ 15000.	Person <input checked="" type="checkbox"/> Payroll <input type="checkbox"/> Noncash <input type="checkbox"/> (Complete Part II if there is a noncash contribution.)

Name of organization Chamber of Commerce of the USA	Employer identification number 53-0045720
---	---

Part I Contributors (see instructions)

(a) No.	(b) Name, address, and ZIP + 4	(c) Aggregate contributions	(d) Type of contribution
1009		\$ 10000.	Person <input checked="" type="checkbox"/> Payroll <input type="checkbox"/> Noncash <input type="checkbox"/> (Complete Part II if there is a noncash contribution.)
1010		\$ 25000.	Person <input checked="" type="checkbox"/> Payroll <input type="checkbox"/> Noncash <input type="checkbox"/> (Complete Part II if there is a noncash contribution.)
1011		\$ 7500.	Person <input checked="" type="checkbox"/> Payroll <input type="checkbox"/> Noncash <input type="checkbox"/> (Complete Part II if there is a noncash contribution.)
1012		\$ 7500.	Person <input checked="" type="checkbox"/> Payroll <input type="checkbox"/> Noncash <input type="checkbox"/> (Complete Part II if there is a noncash contribution.)
1013		\$ 125000.	Person <input checked="" type="checkbox"/> Payroll <input type="checkbox"/> Noncash <input type="checkbox"/> (Complete Part II if there is a noncash contribution.)
1014		\$ 25000.	Person <input checked="" type="checkbox"/> Payroll <input type="checkbox"/> Noncash <input type="checkbox"/> (Complete Part II if there is a noncash contribution.)

Name of organization Chamber of Commerce of the USA	Employer identification number 53-0045720
---	---

Part I Contributors (see instructions)

(a) No.	(b) Name, address, and ZIP + 4	(c) Aggregate contributions	(d) Type of contribution
<u>1015</u>	_____ _____ _____	\$ <u>50000.</u>	Person <input checked="" type="checkbox"/> Payroll <input type="checkbox"/> Noncash <input type="checkbox"/> (Complete Part II if there is a noncash contribution.)
<u>1016</u>	_____ _____ _____	\$ <u>100000.</u>	Person <input checked="" type="checkbox"/> Payroll <input type="checkbox"/> Noncash <input type="checkbox"/> (Complete Part II if there is a noncash contribution.)
<u>1017</u>	_____ _____ _____	\$ <u>110000.</u>	Person <input checked="" type="checkbox"/> Payroll <input type="checkbox"/> Noncash <input type="checkbox"/> (Complete Part II if there is a noncash contribution.)
<u>1018</u>	_____ _____ _____	\$ <u>100000.</u>	Person <input checked="" type="checkbox"/> Payroll <input type="checkbox"/> Noncash <input type="checkbox"/> (Complete Part II if there is a noncash contribution.)
<u>1019</u>	_____ _____ _____	\$ <u>21250.</u>	Person <input checked="" type="checkbox"/> Payroll <input type="checkbox"/> Noncash <input type="checkbox"/> (Complete Part II if there is a noncash contribution.)
<u>1020</u>	_____ _____ _____	\$ <u>6000.</u>	Person <input checked="" type="checkbox"/> Payroll <input type="checkbox"/> Noncash <input type="checkbox"/> (Complete Part II if there is a noncash contribution.)

Name of organization Chamber of Commerce of the USA	Employer identification number 53-0045720
---	---

Part I Contributors (see instructions)

(a) No.	(b) Name, address, and ZIP + 4	(c) Aggregate contributions	(d) Type of contribution
1021	_____ _____ _____	\$ 200000.	Person <input checked="" type="checkbox"/> Payroll <input type="checkbox"/> Noncash <input type="checkbox"/> (Complete Part II if there is a noncash contribution.)
1022	_____ _____ _____	\$ 120000.	Person <input checked="" type="checkbox"/> Payroll <input type="checkbox"/> Noncash <input type="checkbox"/> (Complete Part II if there is a noncash contribution.)
1023	_____ _____ _____	\$ 8000.	Person <input checked="" type="checkbox"/> Payroll <input type="checkbox"/> Noncash <input type="checkbox"/> (Complete Part II if there is a noncash contribution.)
1024	_____ _____ _____	\$ 7500.	Person <input checked="" type="checkbox"/> Payroll <input type="checkbox"/> Noncash <input type="checkbox"/> (Complete Part II if there is a noncash contribution.)
1025	_____ _____ _____	\$ 25000.	Person <input checked="" type="checkbox"/> Payroll <input type="checkbox"/> Noncash <input type="checkbox"/> (Complete Part II if there is a noncash contribution.)
1026	_____ _____ _____	\$ 305000.	Person <input checked="" type="checkbox"/> Payroll <input type="checkbox"/> Noncash <input type="checkbox"/> (Complete Part II if there is a noncash contribution.)

Name of organization

Employer identification number

Chamber of Commerce of the USA

53-0045720

Part I Contributors (see instructions)

(a) No.	(b) Name, address, and ZIP + 4	(c) Aggregate contributions	(d) Type of contribution
1027		\$ 7500.	Person <input checked="" type="checkbox"/> Payroll <input type="checkbox"/> Noncash <input type="checkbox"/> (Complete Part II if there is a noncash contribution.)
1028		\$ 100000.	Person <input checked="" type="checkbox"/> Payroll <input type="checkbox"/> Noncash <input type="checkbox"/> (Complete Part II if there is a noncash contribution.)
1029		\$ 5000.	Person <input checked="" type="checkbox"/> Payroll <input type="checkbox"/> Noncash <input type="checkbox"/> (Complete Part II if there is a noncash contribution.)
1030		\$ 10000.	Person <input checked="" type="checkbox"/> Payroll <input type="checkbox"/> Noncash <input type="checkbox"/> (Complete Part II if there is a noncash contribution.)
1031		\$ 135000.	Person <input checked="" type="checkbox"/> Payroll <input type="checkbox"/> Noncash <input type="checkbox"/> (Complete Part II if there is a noncash contribution.)
1032		\$ 5000.	Person <input checked="" type="checkbox"/> Payroll <input type="checkbox"/> Noncash <input type="checkbox"/> (Complete Part II if there is a noncash contribution.)

Name of organization

Employer identification number

Chamber of Commerce of the USA

53-0045720

Part I Contributors (see instructions)

(a) No.	(b) Name, address, and ZIP + 4	(c) Aggregate contributions	(d) Type of contribution
1033		\$ 5000.	Person <input checked="" type="checkbox"/> Payroll <input type="checkbox"/> Noncash <input type="checkbox"/> (Complete Part II if there is a noncash contribution.)
1034		\$ 12475.	Person <input checked="" type="checkbox"/> Payroll <input type="checkbox"/> Noncash <input type="checkbox"/> (Complete Part II if there is a noncash contribution.)
1035		\$ 10000.	Person <input checked="" type="checkbox"/> Payroll <input type="checkbox"/> Noncash <input type="checkbox"/> (Complete Part II if there is a noncash contribution.)
1036		\$ 66000.	Person <input checked="" type="checkbox"/> Payroll <input type="checkbox"/> Noncash <input type="checkbox"/> (Complete Part II if there is a noncash contribution.)
1037		\$ 100000.	Person <input checked="" type="checkbox"/> Payroll <input type="checkbox"/> Noncash <input type="checkbox"/> (Complete Part II if there is a noncash contribution.)
1038		\$ 10000.	Person <input checked="" type="checkbox"/> Payroll <input type="checkbox"/> Noncash <input type="checkbox"/> (Complete Part II if there is a noncash contribution.)

Name of organization Chamber of Commerce of the USA	Employer identification number 53-0045720
---	---

Part I Contributors (see instructions)

(a) No.	(b) Name, address, and ZIP + 4	(c) Aggregate contributions	(d) Type of contribution
1039		\$ 5000.	Person <input checked="" type="checkbox"/> Payroll <input type="checkbox"/> Noncash <input type="checkbox"/> (Complete Part II if there is a noncash contribution.)
1040		\$ 10000.	Person <input checked="" type="checkbox"/> Payroll <input type="checkbox"/> Noncash <input type="checkbox"/> (Complete Part II if there is a noncash contribution.)
1041		\$ 20000.	Person <input checked="" type="checkbox"/> Payroll <input type="checkbox"/> Noncash <input type="checkbox"/> (Complete Part II if there is a noncash contribution.)
1042		\$ 12000.	Person <input checked="" type="checkbox"/> Payroll <input type="checkbox"/> Noncash <input type="checkbox"/> (Complete Part II if there is a noncash contribution.)
1043		\$ 175000.	Person <input checked="" type="checkbox"/> Payroll <input type="checkbox"/> Noncash <input type="checkbox"/> (Complete Part II if there is a noncash contribution.)
1044		\$ 25000.	Person <input checked="" type="checkbox"/> Payroll <input type="checkbox"/> Noncash <input type="checkbox"/> (Complete Part II if there is a noncash contribution.)

Name of organization Chamber of Commerce of the USA	Employer identification number 53-0045720
---	---

Part I Contributors (see instructions)

(a) No.	(b) Name, address, and ZIP + 4	(c) Aggregate contributions	(d) Type of contribution
1045		\$ 100000.	Person <input checked="" type="checkbox"/> Payroll <input type="checkbox"/> Noncash <input type="checkbox"/> (Complete Part II if there is a noncash contribution.)
1046		\$ 20000.	Person <input checked="" type="checkbox"/> Payroll <input type="checkbox"/> Noncash <input type="checkbox"/> (Complete Part II if there is a noncash contribution.)
1047		\$ 25000.	Person <input checked="" type="checkbox"/> Payroll <input type="checkbox"/> Noncash <input type="checkbox"/> (Complete Part II if there is a noncash contribution.)
1048		\$ 5000.	Person <input checked="" type="checkbox"/> Payroll <input type="checkbox"/> Noncash <input type="checkbox"/> (Complete Part II if there is a noncash contribution.)
1049		\$ 120000.	Person <input checked="" type="checkbox"/> Payroll <input type="checkbox"/> Noncash <input type="checkbox"/> (Complete Part II if there is a noncash contribution.)
1050		\$ 152000.	Person <input checked="" type="checkbox"/> Payroll <input type="checkbox"/> Noncash <input type="checkbox"/> (Complete Part II if there is a noncash contribution.)

Name of organization

Employer identification number

Chamber of Commerce of the USA

53-0045720

Part I Contributors (see instructions)

(a) No.	(b) Name, address, and ZIP + 4	(c) Aggregate contributions	(d) Type of contribution
1051		\$ 15000.	Person <input checked="" type="checkbox"/> Payroll <input type="checkbox"/> Noncash <input type="checkbox"/> (Complete Part II if there is a noncash contribution.)
1052		\$ 100000.	Person <input checked="" type="checkbox"/> Payroll <input type="checkbox"/> Noncash <input type="checkbox"/> (Complete Part II if there is a noncash contribution.)
1053		\$ 10000.	Person <input checked="" type="checkbox"/> Payroll <input type="checkbox"/> Noncash <input type="checkbox"/> (Complete Part II if there is a noncash contribution.)
1054		\$ 10000.	Person <input checked="" type="checkbox"/> Payroll <input type="checkbox"/> Noncash <input type="checkbox"/> (Complete Part II if there is a noncash contribution.)
1055		\$ 10000.	Person <input checked="" type="checkbox"/> Payroll <input type="checkbox"/> Noncash <input type="checkbox"/> (Complete Part II if there is a noncash contribution.)
1056		\$ 100000.	Person <input checked="" type="checkbox"/> Payroll <input type="checkbox"/> Noncash <input type="checkbox"/> (Complete Part II if there is a noncash contribution.)

Name of organization

Employer identification number

Chamber of Commerce of the USA

53-0045720

Part I Contributors (see instructions)

(a) No.	(b) Name, address, and ZIP + 4	(c) Aggregate contributions	(d) Type of contribution
1057		\$ 10000.	Person <input checked="" type="checkbox"/> Payroll <input type="checkbox"/> Noncash <input type="checkbox"/> (Complete Part II if there is a noncash contribution.)
1058		\$ 10000.	Person <input checked="" type="checkbox"/> Payroll <input type="checkbox"/> Noncash <input type="checkbox"/> (Complete Part II if there is a noncash contribution.)
1059		\$ 100000.	Person <input checked="" type="checkbox"/> Payroll <input type="checkbox"/> Noncash <input type="checkbox"/> (Complete Part II if there is a noncash contribution.)
1060		\$ 5000.	Person <input checked="" type="checkbox"/> Payroll <input type="checkbox"/> Noncash <input type="checkbox"/> (Complete Part II if there is a noncash contribution.)
1061		\$ 5000.	Person <input checked="" type="checkbox"/> Payroll <input type="checkbox"/> Noncash <input type="checkbox"/> (Complete Part II if there is a noncash contribution.)
1062		\$ 5000.	Person <input checked="" type="checkbox"/> Payroll <input type="checkbox"/> Noncash <input type="checkbox"/> (Complete Part II if there is a noncash contribution.)

Name of organization Chamber of Commerce of the USA	Employer identification number 53-0045720
---	---

Part I Contributors (see instructions)

(a) No.	(b) Name, address, and ZIP + 4	(c) Aggregate contributions	(d) Type of contribution
1063		\$ <u>7500.</u>	Person <input checked="" type="checkbox"/> Payroll <input type="checkbox"/> Noncash <input type="checkbox"/> (Complete Part II if there is a noncash contribution.)
1064		\$ <u>75000.</u>	Person <input checked="" type="checkbox"/> Payroll <input type="checkbox"/> Noncash <input type="checkbox"/> (Complete Part II if there is a noncash contribution.)
1065		\$ <u>10000.</u>	Person <input checked="" type="checkbox"/> Payroll <input type="checkbox"/> Noncash <input type="checkbox"/> (Complete Part II if there is a noncash contribution.)
1066		\$ <u>10000.</u>	Person <input checked="" type="checkbox"/> Payroll <input type="checkbox"/> Noncash <input type="checkbox"/> (Complete Part II if there is a noncash contribution.)
1067		\$ <u>15000.</u>	Person <input checked="" type="checkbox"/> Payroll <input type="checkbox"/> Noncash <input type="checkbox"/> (Complete Part II if there is a noncash contribution.)
1068		\$ <u>5000.</u>	Person <input checked="" type="checkbox"/> Payroll <input type="checkbox"/> Noncash <input type="checkbox"/> (Complete Part II if there is a noncash contribution.)

Name of organization Chamber of Commerce of the USA	Employer identification number 53-0045720
---	---

Part I Contributors (see instructions)

(a) No.	(b) Name, address, and ZIP + 4	(c) Aggregate contributions	(d) Type of contribution
1069		\$ 20000.	Person <input checked="" type="checkbox"/> Payroll <input type="checkbox"/> Noncash <input type="checkbox"/> (Complete Part II if there is a noncash contribution.)
1070		\$ 100000.	Person <input checked="" type="checkbox"/> Payroll <input type="checkbox"/> Noncash <input type="checkbox"/> (Complete Part II if there is a noncash contribution.)
1071		\$ 25000.	Person <input checked="" type="checkbox"/> Payroll <input type="checkbox"/> Noncash <input type="checkbox"/> (Complete Part II if there is a noncash contribution.)
1072		\$ 5000.	Person <input checked="" type="checkbox"/> Payroll <input type="checkbox"/> Noncash <input type="checkbox"/> (Complete Part II if there is a noncash contribution.)
1073		\$ 14995.	Person <input checked="" type="checkbox"/> Payroll <input type="checkbox"/> Noncash <input type="checkbox"/> (Complete Part II if there is a noncash contribution.)
1074		\$ 20000.	Person <input checked="" type="checkbox"/> Payroll <input type="checkbox"/> Noncash <input type="checkbox"/> (Complete Part II if there is a noncash contribution.)

Name of organization

Employer identification number

Chamber of Commerce of the USA

53-0045720

Part I Contributors (see instructions)

(a) No.	(b) Name, address, and ZIP + 4	(c) Aggregate contributions	(d) Type of contribution
1075		\$ 15000.	Person <input checked="" type="checkbox"/> Payroll <input type="checkbox"/> Noncash <input type="checkbox"/> (Complete Part II if there is a noncash contribution.)
1076		\$ 100000.	Person <input checked="" type="checkbox"/> Payroll <input type="checkbox"/> Noncash <input type="checkbox"/> (Complete Part II if there is a noncash contribution.)
1077		\$ 25000.	Person <input checked="" type="checkbox"/> Payroll <input type="checkbox"/> Noncash <input type="checkbox"/> (Complete Part II if there is a noncash contribution.)
1078		\$ 40000.	Person <input checked="" type="checkbox"/> Payroll <input type="checkbox"/> Noncash <input type="checkbox"/> (Complete Part II if there is a noncash contribution.)
1079		\$ 10000.	Person <input checked="" type="checkbox"/> Payroll <input type="checkbox"/> Noncash <input type="checkbox"/> (Complete Part II if there is a noncash contribution.)
1080		\$ 7500.	Person <input checked="" type="checkbox"/> Payroll <input type="checkbox"/> Noncash <input type="checkbox"/> (Complete Part II if there is a noncash contribution.)

Name of organization Chamber of Commerce of the USA	Employer identification number 53-0045720
---	---

Part I Contributors (see instructions)

(a) No.	(b) Name, address, and ZIP + 4	(c) Aggregate contributions	(d) Type of contribution
1081		\$ 311000.	Person <input checked="" type="checkbox"/> Payroll <input type="checkbox"/> Noncash <input type="checkbox"/> (Complete Part II if there is a noncash contribution.)
1082		\$ 10000.	Person <input checked="" type="checkbox"/> Payroll <input type="checkbox"/> Noncash <input type="checkbox"/> (Complete Part II if there is a noncash contribution.)
1083		\$ 25000.	Person <input checked="" type="checkbox"/> Payroll <input type="checkbox"/> Noncash <input type="checkbox"/> (Complete Part II if there is a noncash contribution.)
1084		\$ 18000.	Person <input checked="" type="checkbox"/> Payroll <input type="checkbox"/> Noncash <input type="checkbox"/> (Complete Part II if there is a noncash contribution.)
1085		\$ 25000.	Person <input checked="" type="checkbox"/> Payroll <input type="checkbox"/> Noncash <input type="checkbox"/> (Complete Part II if there is a noncash contribution.)
1086		\$ 710000.	Person <input checked="" type="checkbox"/> Payroll <input type="checkbox"/> Noncash <input type="checkbox"/> (Complete Part II if there is a noncash contribution.)

Name of organization

Employer identification number

Chamber of Commerce of the USA

53-0045720

Part I Contributors (see instructions)

(a) No.	(b) Name, address, and ZIP + 4	(c) Aggregate contributions	(d) Type of contribution
1087		\$ 5000.	Person <input checked="" type="checkbox"/> Payroll <input type="checkbox"/> Noncash <input type="checkbox"/> (Complete Part II if there is a noncash contribution.)
1088		\$ 349500.	Person <input checked="" type="checkbox"/> Payroll <input type="checkbox"/> Noncash <input type="checkbox"/> (Complete Part II if there is a noncash contribution.)
1089		\$ 10000.	Person <input checked="" type="checkbox"/> Payroll <input type="checkbox"/> Noncash <input type="checkbox"/> (Complete Part II if there is a noncash contribution.)
1090		\$ 1000000.	Person <input checked="" type="checkbox"/> Payroll <input type="checkbox"/> Noncash <input type="checkbox"/> (Complete Part II if there is a noncash contribution.)
1091		\$ 20000.	Person <input checked="" type="checkbox"/> Payroll <input type="checkbox"/> Noncash <input type="checkbox"/> (Complete Part II if there is a noncash contribution.)
1092		\$ 5000.	Person <input checked="" type="checkbox"/> Payroll <input type="checkbox"/> Noncash <input type="checkbox"/> (Complete Part II if there is a noncash contribution.)

Name of organization

Employer identification number

Chamber of Commerce of the USA

53-0045720

Part I Contributors (see instructions)

(a) No.	(b) Name, address, and ZIP + 4	(c) Aggregate contributions	(d) Type of contribution
1093		\$ 100000.	Person <input checked="" type="checkbox"/> Payroll <input type="checkbox"/> Noncash <input type="checkbox"/> (Complete Part II if there is a noncash contribution.)
1094		\$ 6600.	Person <input checked="" type="checkbox"/> Payroll <input type="checkbox"/> Noncash <input type="checkbox"/> (Complete Part II if there is a noncash contribution.)
1095		\$ 5000.	Person <input checked="" type="checkbox"/> Payroll <input type="checkbox"/> Noncash <input type="checkbox"/> (Complete Part II if there is a noncash contribution.)
1096		\$ 25000.	Person <input checked="" type="checkbox"/> Payroll <input type="checkbox"/> Noncash <input type="checkbox"/> (Complete Part II if there is a noncash contribution.)
1097		\$ 5000.	Person <input checked="" type="checkbox"/> Payroll <input type="checkbox"/> Noncash <input type="checkbox"/> (Complete Part II if there is a noncash contribution.)
1098		\$ 5000.	Person <input checked="" type="checkbox"/> Payroll <input type="checkbox"/> Noncash <input type="checkbox"/> (Complete Part II if there is a noncash contribution.)

Name of organization Chamber of Commerce of the USA	Employer identification number 53-0045720
---	---

Part I Contributors (see instructions)

(a) No.	(b) Name, address, and ZIP + 4	(c) Aggregate contributions	(d) Type of contribution
1099		\$ 6000.	Person <input checked="" type="checkbox"/> Payroll <input type="checkbox"/> Noncash <input type="checkbox"/> (Complete Part II if there is a noncash contribution.)
1100		\$ 10000.	Person <input checked="" type="checkbox"/> Payroll <input type="checkbox"/> Noncash <input type="checkbox"/> (Complete Part II if there is a noncash contribution.)
1101		\$ 1000000.	Person <input checked="" type="checkbox"/> Payroll <input type="checkbox"/> Noncash <input type="checkbox"/> (Complete Part II if there is a noncash contribution.)
1102		\$ 45000.	Person <input checked="" type="checkbox"/> Payroll <input type="checkbox"/> Noncash <input type="checkbox"/> (Complete Part II if there is a noncash contribution.)
1103		\$ 10000.	Person <input checked="" type="checkbox"/> Payroll <input type="checkbox"/> Noncash <input type="checkbox"/> (Complete Part II if there is a noncash contribution.)
1104		\$ 50000.	Person <input checked="" type="checkbox"/> Payroll <input type="checkbox"/> Noncash <input type="checkbox"/> (Complete Part II if there is a noncash contribution.)

Name of organization Chamber of Commerce of the USA	Employer identification number 53-0045720
---	---

Part I Contributors (see instructions)

(a) No.	(b) Name, address, and ZIP + 4	(c) Aggregate contributions	(d) Type of contribution
1105		\$ <u>5000.</u>	Person <input checked="" type="checkbox"/> Payroll <input type="checkbox"/> Noncash <input type="checkbox"/> (Complete Part II if there is a noncash contribution.)
1106		\$ <u>10000.</u>	Person <input checked="" type="checkbox"/> Payroll <input type="checkbox"/> Noncash <input type="checkbox"/> (Complete Part II if there is a noncash contribution.)
1107		\$ <u>13000.</u>	Person <input checked="" type="checkbox"/> Payroll <input type="checkbox"/> Noncash <input type="checkbox"/> (Complete Part II if there is a noncash contribution.)
1108		\$ <u>200000.</u>	Person <input checked="" type="checkbox"/> Payroll <input type="checkbox"/> Noncash <input type="checkbox"/> (Complete Part II if there is a noncash contribution.)
1109		\$ <u>14975.</u>	Person <input checked="" type="checkbox"/> Payroll <input type="checkbox"/> Noncash <input type="checkbox"/> (Complete Part II if there is a noncash contribution.)
1110		\$ <u>5000.</u>	Person <input checked="" type="checkbox"/> Payroll <input type="checkbox"/> Noncash <input type="checkbox"/> (Complete Part II if there is a noncash contribution.)

Name of organization Chamber of Commerce of the USA	Employer identification number 53-0045720
---	---

Part I Contributors (see instructions)

(a) No.	(b) Name, address, and ZIP + 4	(c) Aggregate contributions	(d) Type of contribution
1111		\$ 15000.	Person <input checked="" type="checkbox"/> Payroll <input type="checkbox"/> Noncash <input type="checkbox"/> (Complete Part II if there is a noncash contribution.)
1112		\$ 100000.	Person <input checked="" type="checkbox"/> Payroll <input type="checkbox"/> Noncash <input type="checkbox"/> (Complete Part II if there is a noncash contribution.)
1113		\$ 100000.	Person <input checked="" type="checkbox"/> Payroll <input type="checkbox"/> Noncash <input type="checkbox"/> (Complete Part II if there is a noncash contribution.)
1114		\$ 5000.	Person <input checked="" type="checkbox"/> Payroll <input type="checkbox"/> Noncash <input type="checkbox"/> (Complete Part II if there is a noncash contribution.)
1115		\$ 7500.	Person <input checked="" type="checkbox"/> Payroll <input type="checkbox"/> Noncash <input type="checkbox"/> (Complete Part II if there is a noncash contribution.)
1116		\$ 105000.	Person <input checked="" type="checkbox"/> Payroll <input type="checkbox"/> Noncash <input type="checkbox"/> (Complete Part II if there is a noncash contribution.)

Name of organization Chamber of Commerce of the USA	Employer identification number 53-0045720
---	---

Part I Contributors (see instructions)

(a) No.	(b) Name, address, and ZIP + 4	(c) Aggregate contributions	(d) Type of contribution
1117		\$ 150000.	Person <input checked="" type="checkbox"/> Payroll <input type="checkbox"/> Noncash <input type="checkbox"/> (Complete Part II if there is a noncash contribution.)
1118		\$ 7500.	Person <input checked="" type="checkbox"/> Payroll <input type="checkbox"/> Noncash <input type="checkbox"/> (Complete Part II if there is a noncash contribution.)
1119		\$ 5000.	Person <input checked="" type="checkbox"/> Payroll <input type="checkbox"/> Noncash <input type="checkbox"/> (Complete Part II if there is a noncash contribution.)
1120		\$ 7500.	Person <input checked="" type="checkbox"/> Payroll <input type="checkbox"/> Noncash <input type="checkbox"/> (Complete Part II if there is a noncash contribution.)
1121		\$ 20000.	Person <input checked="" type="checkbox"/> Payroll <input type="checkbox"/> Noncash <input type="checkbox"/> (Complete Part II if there is a noncash contribution.)
1122		\$ 13500.	Person <input checked="" type="checkbox"/> Payroll <input type="checkbox"/> Noncash <input type="checkbox"/> (Complete Part II if there is a noncash contribution.)

Name of organization Chamber of Commerce of the USA	Employer identification number 53-0045720
---	---

Part I Contributors (see instructions)

(a) No.	(b) Name, address, and ZIP + 4	(c) Aggregate contributions	(d) Type of contribution
1123		\$ 5000.	Person <input checked="" type="checkbox"/> Payroll <input type="checkbox"/> Noncash <input type="checkbox"/> (Complete Part II if there is a noncash contribution.)
1124		\$ 5000.	Person <input checked="" type="checkbox"/> Payroll <input type="checkbox"/> Noncash <input type="checkbox"/> (Complete Part II if there is a noncash contribution.)
1125		\$ 25000.	Person <input checked="" type="checkbox"/> Payroll <input type="checkbox"/> Noncash <input type="checkbox"/> (Complete Part II if there is a noncash contribution.)
1126		\$ 100000.	Person <input checked="" type="checkbox"/> Payroll <input type="checkbox"/> Noncash <input type="checkbox"/> (Complete Part II if there is a noncash contribution.)
1127		\$ 40000.	Person <input checked="" type="checkbox"/> Payroll <input type="checkbox"/> Noncash <input type="checkbox"/> (Complete Part II if there is a noncash contribution.)
1128		\$ 25000.	Person <input checked="" type="checkbox"/> Payroll <input type="checkbox"/> Noncash <input type="checkbox"/> (Complete Part II if there is a noncash contribution.)

Name of organization Chamber of Commerce of the USA	Employer identification number 53-0045720
---	---

Part I Contributors (see instructions)

(a) No.	(b) Name, address, and ZIP + 4	(c) Aggregate contributions	(d) Type of contribution
1129		\$ 15000.	Person <input checked="" type="checkbox"/> Payroll <input type="checkbox"/> Noncash <input type="checkbox"/> (Complete Part II if there is a noncash contribution.)
1130		\$ 400000.	Person <input checked="" type="checkbox"/> Payroll <input type="checkbox"/> Noncash <input type="checkbox"/> (Complete Part II if there is a noncash contribution.)
1131		\$ 50000.	Person <input checked="" type="checkbox"/> Payroll <input type="checkbox"/> Noncash <input type="checkbox"/> (Complete Part II if there is a noncash contribution.)
1132		\$ 50000.	Person <input checked="" type="checkbox"/> Payroll <input type="checkbox"/> Noncash <input type="checkbox"/> (Complete Part II if there is a noncash contribution.)
1133		\$ 5000.	Person <input checked="" type="checkbox"/> Payroll <input type="checkbox"/> Noncash <input type="checkbox"/> (Complete Part II if there is a noncash contribution.)
1134		\$ 25000.	Person <input checked="" type="checkbox"/> Payroll <input type="checkbox"/> Noncash <input type="checkbox"/> (Complete Part II if there is a noncash contribution.)

Name of organization Chamber of Commerce of the USA	Employer identification number 53-0045720
---	---

Part I Contributors (see instructions)

(a) No.	(b) Name, address, and ZIP + 4	(c) Aggregate contributions	(d) Type of contribution
1135		\$ 75000.	Person <input checked="" type="checkbox"/> Payroll <input type="checkbox"/> Noncash <input type="checkbox"/> (Complete Part II if there is a noncash contribution.)
1136		\$ 100000.	Person <input checked="" type="checkbox"/> Payroll <input type="checkbox"/> Noncash <input type="checkbox"/> (Complete Part II if there is a noncash contribution.)
1137		\$ 6000.	Person <input checked="" type="checkbox"/> Payroll <input type="checkbox"/> Noncash <input type="checkbox"/> (Complete Part II if there is a noncash contribution.)
1138		\$ 5000.	Person <input checked="" type="checkbox"/> Payroll <input type="checkbox"/> Noncash <input type="checkbox"/> (Complete Part II if there is a noncash contribution.)
1139		\$ 343000.	Person <input checked="" type="checkbox"/> Payroll <input type="checkbox"/> Noncash <input type="checkbox"/> (Complete Part II if there is a noncash contribution.)
1140		\$ 7480.	Person <input checked="" type="checkbox"/> Payroll <input type="checkbox"/> Noncash <input type="checkbox"/> (Complete Part II if there is a noncash contribution.)

Name of organization

Employer identification number

Chamber of Commerce of the USA

53-0045720

Part I Contributors (see instructions)

(a) No.	(b) Name, address, and ZIP + 4	(c) Aggregate contributions	(d) Type of contribution
1141		\$ 10000.	Person <input checked="" type="checkbox"/> Payroll <input type="checkbox"/> Noncash <input type="checkbox"/> (Complete Part II if there is a noncash contribution.)
1142		\$ 7500.	Person <input checked="" type="checkbox"/> Payroll <input type="checkbox"/> Noncash <input type="checkbox"/> (Complete Part II if there is a noncash contribution.)
1143		\$ 5000.	Person <input checked="" type="checkbox"/> Payroll <input type="checkbox"/> Noncash <input type="checkbox"/> (Complete Part II if there is a noncash contribution.)
1144		\$ 60000.	Person <input checked="" type="checkbox"/> Payroll <input type="checkbox"/> Noncash <input type="checkbox"/> (Complete Part II if there is a noncash contribution.)
1145		\$ 175000.	Person <input checked="" type="checkbox"/> Payroll <input type="checkbox"/> Noncash <input type="checkbox"/> (Complete Part II if there is a noncash contribution.)
1146		\$ 5000.	Person <input checked="" type="checkbox"/> Payroll <input type="checkbox"/> Noncash <input type="checkbox"/> (Complete Part II if there is a noncash contribution.)

Name of organization Chamber of Commerce of the USA	Employer identification number 53-0045720
---	---

Part I Contributors (see instructions)

(a) No.	(b) Name, address, and ZIP + 4	(c) Aggregate contributions	(d) Type of contribution
1147		\$ 100000.	Person <input checked="" type="checkbox"/> Payroll <input type="checkbox"/> Noncash <input type="checkbox"/> (Complete Part II if there is a noncash contribution.)
1148		\$ 7500.	Person <input checked="" type="checkbox"/> Payroll <input type="checkbox"/> Noncash <input type="checkbox"/> (Complete Part II if there is a noncash contribution.)
1149		\$ 136000.	Person <input checked="" type="checkbox"/> Payroll <input type="checkbox"/> Noncash <input type="checkbox"/> (Complete Part II if there is a noncash contribution.)
1150		\$ 5000.	Person <input checked="" type="checkbox"/> Payroll <input type="checkbox"/> Noncash <input type="checkbox"/> (Complete Part II if there is a noncash contribution.)
1151		\$ 25000.	Person <input checked="" type="checkbox"/> Payroll <input type="checkbox"/> Noncash <input type="checkbox"/> (Complete Part II if there is a noncash contribution.)
1152		\$ 10000.	Person <input checked="" type="checkbox"/> Payroll <input type="checkbox"/> Noncash <input type="checkbox"/> (Complete Part II if there is a noncash contribution.)

Name of organization Chamber of Commerce of the USA	Employer identification number 53-0045720
---	---

Part I Contributors (see instructions)

(a) No.	(b) Name, address, and ZIP + 4	(c) Aggregate contributions	(d) Type of contribution
1153		\$ 100000.	Person <input checked="" type="checkbox"/> Payroll <input type="checkbox"/> Noncash <input type="checkbox"/> (Complete Part II if there is a noncash contribution.)
1154		\$ 25000.	Person <input checked="" type="checkbox"/> Payroll <input type="checkbox"/> Noncash <input type="checkbox"/> (Complete Part II if there is a noncash contribution.)
1155		\$ 15000.	Person <input checked="" type="checkbox"/> Payroll <input type="checkbox"/> Noncash <input type="checkbox"/> (Complete Part II if there is a noncash contribution.)
1156		\$ 15000.	Person <input checked="" type="checkbox"/> Payroll <input type="checkbox"/> Noncash <input type="checkbox"/> (Complete Part II if there is a noncash contribution.)
1157		\$ 6500.	Person <input checked="" type="checkbox"/> Payroll <input type="checkbox"/> Noncash <input type="checkbox"/> (Complete Part II if there is a noncash contribution.)
1158		\$ 10000.	Person <input checked="" type="checkbox"/> Payroll <input type="checkbox"/> Noncash <input type="checkbox"/> (Complete Part II if there is a noncash contribution.)

Name of organization Chamber of Commerce of the USA	Employer identification number 53-0045720
---	---

Part I Contributors (see instructions)

(a) No.	(b) Name, address, and ZIP + 4	(c) Aggregate contributions	(d) Type of contribution
1159		\$ <u>25000.</u>	Person <input checked="" type="checkbox"/> Payroll <input type="checkbox"/> Noncash <input type="checkbox"/> (Complete Part II if there is a noncash contribution.)
1160		\$ <u>89000.</u>	Person <input checked="" type="checkbox"/> Payroll <input type="checkbox"/> Noncash <input type="checkbox"/> (Complete Part II if there is a noncash contribution.)
1161		\$ <u>50000.</u>	Person <input checked="" type="checkbox"/> Payroll <input type="checkbox"/> Noncash <input type="checkbox"/> (Complete Part II if there is a noncash contribution.)
1162		\$ <u>7500.</u>	Person <input checked="" type="checkbox"/> Payroll <input type="checkbox"/> Noncash <input type="checkbox"/> (Complete Part II if there is a noncash contribution.)
1163		\$ <u>5000.</u>	Person <input checked="" type="checkbox"/> Payroll <input type="checkbox"/> Noncash <input type="checkbox"/> (Complete Part II if there is a noncash contribution.)
1164		\$ <u>200000.</u>	Person <input checked="" type="checkbox"/> Payroll <input type="checkbox"/> Noncash <input type="checkbox"/> (Complete Part II if there is a noncash contribution.)

Name of organization Chamber of Commerce of the USA	Employer identification number 53-0045720
---	---

Part I Contributors (see instructions)

(a) No.	(b) Name, address, and ZIP + 4	(c) Aggregate contributions	(d) Type of contribution
1165		\$ <u>100000.</u>	Person <input checked="" type="checkbox"/> Payroll <input type="checkbox"/> Noncash <input type="checkbox"/> (Complete Part II if there is a noncash contribution.)
1166		\$ <u>10000.</u>	Person <input checked="" type="checkbox"/> Payroll <input type="checkbox"/> Noncash <input type="checkbox"/> (Complete Part II if there is a noncash contribution.)
1167		\$ <u>15000.</u>	Person <input checked="" type="checkbox"/> Payroll <input type="checkbox"/> Noncash <input type="checkbox"/> (Complete Part II if there is a noncash contribution.)
1168		\$ <u>10000.</u>	Person <input checked="" type="checkbox"/> Payroll <input type="checkbox"/> Noncash <input type="checkbox"/> (Complete Part II if there is a noncash contribution.)
1169		\$ <u>57500.</u>	Person <input checked="" type="checkbox"/> Payroll <input type="checkbox"/> Noncash <input type="checkbox"/> (Complete Part II if there is a noncash contribution.)
1170		\$ <u>25000.</u>	Person <input checked="" type="checkbox"/> Payroll <input type="checkbox"/> Noncash <input type="checkbox"/> (Complete Part II if there is a noncash contribution.)

Name of organization Chamber of Commerce of the USA	Employer identification number 53-0045720
---	---

Part I Contributors (see instructions)

(a) No.	(b) Name, address, and ZIP + 4	(c) Aggregate contributions	(d) Type of contribution
1171		\$ 100000.	Person <input checked="" type="checkbox"/> Payroll <input type="checkbox"/> Noncash <input type="checkbox"/> (Complete Part II if there is a noncash contribution.)
1172		\$ 10475.	Person <input checked="" type="checkbox"/> Payroll <input type="checkbox"/> Noncash <input type="checkbox"/> (Complete Part II if there is a noncash contribution.)
1173		\$ 7500.	Person <input checked="" type="checkbox"/> Payroll <input type="checkbox"/> Noncash <input type="checkbox"/> (Complete Part II if there is a noncash contribution.)
1174		\$ 25000.	Person <input checked="" type="checkbox"/> Payroll <input type="checkbox"/> Noncash <input type="checkbox"/> (Complete Part II if there is a noncash contribution.)
1175		\$ 150000.	Person <input checked="" type="checkbox"/> Payroll <input type="checkbox"/> Noncash <input type="checkbox"/> (Complete Part II if there is a noncash contribution.)
1176		\$ 6000.	Person <input checked="" type="checkbox"/> Payroll <input type="checkbox"/> Noncash <input type="checkbox"/> (Complete Part II if there is a noncash contribution.)

Name of organization Chamber of Commerce of the USA	Employer identification number 53-0045720
---	---

Part I Contributors (see instructions)

(a) No.	(b) Name, address, and ZIP + 4	(c) Aggregate contributions	(d) Type of contribution
1177		\$ 250000.	Person <input checked="" type="checkbox"/> Payroll <input type="checkbox"/> Noncash <input type="checkbox"/> (Complete Part II if there is a noncash contribution.)
1178		\$ 200000.	Person <input checked="" type="checkbox"/> Payroll <input type="checkbox"/> Noncash <input type="checkbox"/> (Complete Part II if there is a noncash contribution.)
1179		\$ 5000.	Person <input checked="" type="checkbox"/> Payroll <input type="checkbox"/> Noncash <input type="checkbox"/> (Complete Part II if there is a noncash contribution.)
1180		\$ 50000.	Person <input checked="" type="checkbox"/> Payroll <input type="checkbox"/> Noncash <input type="checkbox"/> (Complete Part II if there is a noncash contribution.)
1181		\$ 10000.	Person <input checked="" type="checkbox"/> Payroll <input type="checkbox"/> Noncash <input type="checkbox"/> (Complete Part II if there is a noncash contribution.)
1182		\$ 5000.	Person <input checked="" type="checkbox"/> Payroll <input type="checkbox"/> Noncash <input type="checkbox"/> (Complete Part II if there is a noncash contribution.)

Name of organization Chamber of Commerce of the USA	Employer identification number 53-0045720
---	---

Part I Contributors (see instructions)

(a) No.	(b) Name, address, and ZIP + 4	(c) Aggregate contributions	(d) Type of contribution
1183		\$ 15000.	Person <input checked="" type="checkbox"/> Payroll <input type="checkbox"/> Noncash <input type="checkbox"/> (Complete Part II if there is a noncash contribution.)
1184		\$ 200000.	Person <input checked="" type="checkbox"/> Payroll <input type="checkbox"/> Noncash <input type="checkbox"/> (Complete Part II if there is a noncash contribution.)
1185		\$ 5000.	Person <input checked="" type="checkbox"/> Payroll <input type="checkbox"/> Noncash <input type="checkbox"/> (Complete Part II if there is a noncash contribution.)
1186		\$ 200000.	Person <input checked="" type="checkbox"/> Payroll <input type="checkbox"/> Noncash <input type="checkbox"/> (Complete Part II if there is a noncash contribution.)
1187		\$ 5000.	Person <input checked="" type="checkbox"/> Payroll <input type="checkbox"/> Noncash <input type="checkbox"/> (Complete Part II if there is a noncash contribution.)
1188		\$ 20000.	Person <input checked="" type="checkbox"/> Payroll <input type="checkbox"/> Noncash <input type="checkbox"/> (Complete Part II if there is a noncash contribution.)

Name of organization Chamber of Commerce of the USA	Employer identification number 53-0045720
---	---

Part I Contributors (see instructions)

(a) No.	(b) Name, address, and ZIP + 4	(c) Aggregate contributions	(d) Type of contribution
1189		\$ 10000.	Person <input checked="" type="checkbox"/> Payroll <input type="checkbox"/> Noncash <input type="checkbox"/> (Complete Part II if there is a noncash contribution.)
1190		\$ 63000.	Person <input checked="" type="checkbox"/> Payroll <input type="checkbox"/> Noncash <input type="checkbox"/> (Complete Part II if there is a noncash contribution.)
1191		\$ 15000.	Person <input checked="" type="checkbox"/> Payroll <input type="checkbox"/> Noncash <input type="checkbox"/> (Complete Part II if there is a noncash contribution.)
1192		\$ 20000.	Person <input checked="" type="checkbox"/> Payroll <input type="checkbox"/> Noncash <input type="checkbox"/> (Complete Part II if there is a noncash contribution.)
1193		\$ 7500.	Person <input checked="" type="checkbox"/> Payroll <input type="checkbox"/> Noncash <input type="checkbox"/> (Complete Part II if there is a noncash contribution.)
1194		\$ 15000.	Person <input checked="" type="checkbox"/> Payroll <input type="checkbox"/> Noncash <input type="checkbox"/> (Complete Part II if there is a noncash contribution.)

Name of organization Chamber of Commerce of the USA	Employer identification number 53-0045720
---	---

Part I Contributors (see instructions)

(a) No.	(b) Name, address, and ZIP + 4	(c) Aggregate contributions	(d) Type of contribution
1195	 <hr/> <hr/> <hr/>	\$ <u>600000.</u>	Person <input checked="" type="checkbox"/> Payroll <input type="checkbox"/> Noncash <input type="checkbox"/> (Complete Part II if there is a noncash contribution.)
1196	 <hr/> <hr/> <hr/>	\$ <u>200000.</u>	Person <input checked="" type="checkbox"/> Payroll <input type="checkbox"/> Noncash <input type="checkbox"/> (Complete Part II if there is a noncash contribution.)
1197	 <hr/> <hr/> <hr/>	\$ <u>20000.</u>	Person <input checked="" type="checkbox"/> Payroll <input type="checkbox"/> Noncash <input type="checkbox"/> (Complete Part II if there is a noncash contribution.)
1198	 <hr/> <hr/> <hr/>	\$ <u>10000.</u>	Person <input checked="" type="checkbox"/> Payroll <input type="checkbox"/> Noncash <input type="checkbox"/> (Complete Part II if there is a noncash contribution.)
1199	 <hr/> <hr/> <hr/>	\$ <u>10000.</u>	Person <input checked="" type="checkbox"/> Payroll <input type="checkbox"/> Noncash <input type="checkbox"/> (Complete Part II if there is a noncash contribution.)
1200	 <hr/> <hr/> <hr/>	\$ <u>45000.</u>	Person <input checked="" type="checkbox"/> Payroll <input type="checkbox"/> Noncash <input type="checkbox"/> (Complete Part II if there is a noncash contribution.)

Name of organization Chamber of Commerce of the USA	Employer identification number 53-0045720
---	---

Part I Contributors (see instructions)

(a) No.	(b) Name, address, and ZIP + 4	(c) Aggregate contributions	(d) Type of contribution
1201		\$ 10000.	Person <input checked="" type="checkbox"/> Payroll <input type="checkbox"/> Noncash <input type="checkbox"/> (Complete Part II if there is a noncash contribution.)
1202		\$ 135000.	Person <input checked="" type="checkbox"/> Payroll <input type="checkbox"/> Noncash <input type="checkbox"/> (Complete Part II if there is a noncash contribution.)
1203		\$ 10000.	Person <input checked="" type="checkbox"/> Payroll <input type="checkbox"/> Noncash <input type="checkbox"/> (Complete Part II if there is a noncash contribution.)
1204		\$ 5000.	Person <input checked="" type="checkbox"/> Payroll <input type="checkbox"/> Noncash <input type="checkbox"/> (Complete Part II if there is a noncash contribution.)
1205		\$ 15000.	Person <input checked="" type="checkbox"/> Payroll <input type="checkbox"/> Noncash <input type="checkbox"/> (Complete Part II if there is a noncash contribution.)
1206		\$ 12500.	Person <input checked="" type="checkbox"/> Payroll <input type="checkbox"/> Noncash <input type="checkbox"/> (Complete Part II if there is a noncash contribution.)

Name of organization Chamber of Commerce of the USA	Employer identification number 53-0045720
---	---

Part I Contributors (see instructions)

(a) No.	(b) Name, address, and ZIP + 4	(c) Aggregate contributions	(d) Type of contribution
1207		\$ 10000.	Person <input checked="" type="checkbox"/> Payroll <input type="checkbox"/> Noncash <input type="checkbox"/> (Complete Part II if there is a noncash contribution.)
1208		\$ 5000.	Person <input checked="" type="checkbox"/> Payroll <input type="checkbox"/> Noncash <input type="checkbox"/> (Complete Part II if there is a noncash contribution.)
1209		\$ 100000.	Person <input checked="" type="checkbox"/> Payroll <input type="checkbox"/> Noncash <input type="checkbox"/> (Complete Part II if there is a noncash contribution.)
1210		\$ 100000.	Person <input checked="" type="checkbox"/> Payroll <input type="checkbox"/> Noncash <input type="checkbox"/> (Complete Part II if there is a noncash contribution.)
1211		\$ 15000.	Person <input checked="" type="checkbox"/> Payroll <input type="checkbox"/> Noncash <input type="checkbox"/> (Complete Part II if there is a noncash contribution.)
1212		\$ 6000.	Person <input checked="" type="checkbox"/> Payroll <input type="checkbox"/> Noncash <input type="checkbox"/> (Complete Part II if there is a noncash contribution.)

Name of organization Chamber of Commerce of the USA	Employer identification number 53-0045720
---	---

Part I Contributors (see instructions)

(a) No.	(b) Name, address, and ZIP + 4	(c) Aggregate contributions	(d) Type of contribution
1213		\$ 15000.	Person <input checked="" type="checkbox"/> Payroll <input type="checkbox"/> Noncash <input type="checkbox"/> (Complete Part II if there is a noncash contribution.)
1214		\$ 25000.	Person <input checked="" type="checkbox"/> Payroll <input type="checkbox"/> Noncash <input type="checkbox"/> (Complete Part II if there is a noncash contribution.)
1215		\$ 10000.	Person <input checked="" type="checkbox"/> Payroll <input type="checkbox"/> Noncash <input type="checkbox"/> (Complete Part II if there is a noncash contribution.)
1216		\$ 120000.	Person <input checked="" type="checkbox"/> Payroll <input type="checkbox"/> Noncash <input type="checkbox"/> (Complete Part II if there is a noncash contribution.)
1217		\$ 5000.	Person <input checked="" type="checkbox"/> Payroll <input type="checkbox"/> Noncash <input type="checkbox"/> (Complete Part II if there is a noncash contribution.)
1218		\$ 12000.	Person <input checked="" type="checkbox"/> Payroll <input type="checkbox"/> Noncash <input type="checkbox"/> (Complete Part II if there is a noncash contribution.)

Name of organization

Employer identification number

Chamber of Commerce of the USA

53-0045720

Part I Contributors (see instructions)

(a) No.	(b) Name, address, and ZIP + 4	(c) Aggregate contributions	(d) Type of contribution
1219		\$ 40000.	Person <input checked="" type="checkbox"/> Payroll <input type="checkbox"/> Noncash <input type="checkbox"/> (Complete Part II if there is a noncash contribution.)
1220		\$ 60000.	Person <input checked="" type="checkbox"/> Payroll <input type="checkbox"/> Noncash <input type="checkbox"/> (Complete Part II if there is a noncash contribution.)
1221		\$ 10000.	Person <input checked="" type="checkbox"/> Payroll <input type="checkbox"/> Noncash <input type="checkbox"/> (Complete Part II if there is a noncash contribution.)
1222		\$ 15000.	Person <input checked="" type="checkbox"/> Payroll <input type="checkbox"/> Noncash <input type="checkbox"/> (Complete Part II if there is a noncash contribution.)
1223		\$ 200000.	Person <input checked="" type="checkbox"/> Payroll <input type="checkbox"/> Noncash <input type="checkbox"/> (Complete Part II if there is a noncash contribution.)
1224		\$ 10430.	Person <input checked="" type="checkbox"/> Payroll <input type="checkbox"/> Noncash <input type="checkbox"/> (Complete Part II if there is a noncash contribution.)

Name of organization Chamber of Commerce of the USA	Employer identification number 53-0045720
---	---

Part I Contributors (see instructions)

(a) No.	(b) Name, address, and ZIP + 4	(c) Aggregate contributions	(d) Type of contribution
1225		\$ 10000.	Person <input checked="" type="checkbox"/> Payroll <input type="checkbox"/> Noncash <input type="checkbox"/> (Complete Part II if there is a noncash contribution.)
1226		\$ 10000.	Person <input checked="" type="checkbox"/> Payroll <input type="checkbox"/> Noncash <input type="checkbox"/> (Complete Part II if there is a noncash contribution.)
1227		\$ 100000.	Person <input checked="" type="checkbox"/> Payroll <input type="checkbox"/> Noncash <input type="checkbox"/> (Complete Part II if there is a noncash contribution.)
1228		\$ 8500.	Person <input checked="" type="checkbox"/> Payroll <input type="checkbox"/> Noncash <input type="checkbox"/> (Complete Part II if there is a noncash contribution.)
1229		\$ 25000.	Person <input checked="" type="checkbox"/> Payroll <input type="checkbox"/> Noncash <input type="checkbox"/> (Complete Part II if there is a noncash contribution.)
1230		\$ 10000.	Person <input checked="" type="checkbox"/> Payroll <input type="checkbox"/> Noncash <input type="checkbox"/> (Complete Part II if there is a noncash contribution.)

Name of organization Chamber of Commerce of the USA	Employer identification number 53-0045720
---	---

Part I Contributors (see instructions)

(a) No.	(b) Name, address, and ZIP + 4	(c) Aggregate contributions	(d) Type of contribution
1231		\$ 5000.	Person <input checked="" type="checkbox"/> Payroll <input type="checkbox"/> Noncash <input type="checkbox"/> (Complete Part II if there is a noncash contribution.)
1232		\$ 35000.	Person <input checked="" type="checkbox"/> Payroll <input type="checkbox"/> Noncash <input type="checkbox"/> (Complete Part II if there is a noncash contribution.)
1233		\$ 11000.	Person <input checked="" type="checkbox"/> Payroll <input type="checkbox"/> Noncash <input type="checkbox"/> (Complete Part II if there is a noncash contribution.)
1234		\$ 100000.	Person <input checked="" type="checkbox"/> Payroll <input type="checkbox"/> Noncash <input type="checkbox"/> (Complete Part II if there is a noncash contribution.)
1235		\$ 9000.	Person <input checked="" type="checkbox"/> Payroll <input type="checkbox"/> Noncash <input type="checkbox"/> (Complete Part II if there is a noncash contribution.)
1236		\$ 25000.	Person <input checked="" type="checkbox"/> Payroll <input type="checkbox"/> Noncash <input type="checkbox"/> (Complete Part II if there is a noncash contribution.)

Name of organization Chamber of Commerce of the USA	Employer identification number 53-0045720
---	---

Part I Contributors (see instructions)

(a) No.	(b) Name, address, and ZIP + 4	(c) Aggregate contributions	(d) Type of contribution
1237		\$ 36000.	Person <input checked="" type="checkbox"/> Payroll <input type="checkbox"/> Noncash <input type="checkbox"/> (Complete Part II if there is a noncash contribution.)
1238		\$ 6000.	Person <input checked="" type="checkbox"/> Payroll <input type="checkbox"/> Noncash <input type="checkbox"/> (Complete Part II if there is a noncash contribution.)
1239		\$ 17000.	Person <input checked="" type="checkbox"/> Payroll <input type="checkbox"/> Noncash <input type="checkbox"/> (Complete Part II if there is a noncash contribution.)
1240		\$ 7500.	Person <input checked="" type="checkbox"/> Payroll <input type="checkbox"/> Noncash <input type="checkbox"/> (Complete Part II if there is a noncash contribution.)
1241		\$ 7500.	Person <input checked="" type="checkbox"/> Payroll <input type="checkbox"/> Noncash <input type="checkbox"/> (Complete Part II if there is a noncash contribution.)
1242		\$ 5000.	Person <input checked="" type="checkbox"/> Payroll <input type="checkbox"/> Noncash <input type="checkbox"/> (Complete Part II if there is a noncash contribution.)

Name of organization Chamber of Commerce of the USA	Employer identification number 53-0045720
---	---

Part I Contributors (see instructions)

(a) No.	(b) Name, address, and ZIP + 4	(c) Aggregate contributions	(d) Type of contribution
1243		\$ 5000.	Person <input checked="" type="checkbox"/> Payroll <input type="checkbox"/> Noncash <input type="checkbox"/> (Complete Part II if there is a noncash contribution.)
1244		\$ 10000.	Person <input checked="" type="checkbox"/> Payroll <input type="checkbox"/> Noncash <input type="checkbox"/> (Complete Part II if there is a noncash contribution.)
1245		\$ 5000.	Person <input checked="" type="checkbox"/> Payroll <input type="checkbox"/> Noncash <input type="checkbox"/> (Complete Part II if there is a noncash contribution.)
1246		\$ 14000.	Person <input checked="" type="checkbox"/> Payroll <input type="checkbox"/> Noncash <input type="checkbox"/> (Complete Part II if there is a noncash contribution.)
1247		\$ 1105000.	Person <input checked="" type="checkbox"/> Payroll <input type="checkbox"/> Noncash <input type="checkbox"/> (Complete Part II if there is a noncash contribution.)
1248		\$ 40000.	Person <input checked="" type="checkbox"/> Payroll <input type="checkbox"/> Noncash <input type="checkbox"/> (Complete Part II if there is a noncash contribution.)

Name of organization

Employer identification number

Chamber of Commerce of the USA

53-0045720

Part I Contributors (see instructions)

(a) No.	(b) Name, address, and ZIP + 4	(c) Aggregate contributions	(d) Type of contribution
1249		\$ 155000.	Person <input checked="" type="checkbox"/> Payroll <input type="checkbox"/> Noncash <input type="checkbox"/> (Complete Part II if there is a noncash contribution.)
1250		\$ 20000.	Person <input checked="" type="checkbox"/> Payroll <input type="checkbox"/> Noncash <input type="checkbox"/> (Complete Part II if there is a noncash contribution.)
1251		\$ 25000.	Person <input checked="" type="checkbox"/> Payroll <input type="checkbox"/> Noncash <input type="checkbox"/> (Complete Part II if there is a noncash contribution.)
1252		\$ 100000.	Person <input checked="" type="checkbox"/> Payroll <input type="checkbox"/> Noncash <input type="checkbox"/> (Complete Part II if there is a noncash contribution.)
1253		\$ 5000.	Person <input checked="" type="checkbox"/> Payroll <input type="checkbox"/> Noncash <input type="checkbox"/> (Complete Part II if there is a noncash contribution.)
1254		\$ 7500.	Person <input checked="" type="checkbox"/> Payroll <input type="checkbox"/> Noncash <input type="checkbox"/> (Complete Part II if there is a noncash contribution.)

Name of organization Chamber of Commerce of the USA	Employer identification number 53-0045720
---	---

Part I Contributors (see instructions)

(a) No.	(b) Name, address, and ZIP + 4	(c) Aggregate contributions	(d) Type of contribution
1255	_____ _____ _____	\$ 25000.	Person <input checked="" type="checkbox"/> Payroll <input type="checkbox"/> Noncash <input type="checkbox"/> (Complete Part II if there is a noncash contribution.)
1256	_____ _____ _____	\$ 30000.	Person <input checked="" type="checkbox"/> Payroll <input type="checkbox"/> Noncash <input type="checkbox"/> (Complete Part II if there is a noncash contribution.)
1257	_____ _____ _____	\$ 100000.	Person <input checked="" type="checkbox"/> Payroll <input type="checkbox"/> Noncash <input type="checkbox"/> (Complete Part II if there is a noncash contribution.)
1258	_____ _____ _____	\$ 30000.	Person <input checked="" type="checkbox"/> Payroll <input type="checkbox"/> Noncash <input type="checkbox"/> (Complete Part II if there is a noncash contribution.)
1259	_____ _____ _____	\$ 20000.	Person <input checked="" type="checkbox"/> Payroll <input type="checkbox"/> Noncash <input type="checkbox"/> (Complete Part II if there is a noncash contribution.)
1260	_____ _____ _____	\$ 50000.	Person <input checked="" type="checkbox"/> Payroll <input type="checkbox"/> Noncash <input type="checkbox"/> (Complete Part II if there is a noncash contribution.)

Name of organization Chamber of Commerce of the USA	Employer identification number 53-0045720
---	---

Part I Contributors (see instructions)

(a) No.	(b) Name, address, and ZIP + 4	(c) Aggregate contributions	(d) Type of contribution
1261		\$ <u>7500.</u>	Person <input checked="" type="checkbox"/> Payroll <input type="checkbox"/> Noncash <input type="checkbox"/> (Complete Part II if there is a noncash contribution.)
1262		\$ <u>9000.</u>	Person <input checked="" type="checkbox"/> Payroll <input type="checkbox"/> Noncash <input type="checkbox"/> (Complete Part II if there is a noncash contribution.)
1263		\$ <u>7500.</u>	Person <input checked="" type="checkbox"/> Payroll <input type="checkbox"/> Noncash <input type="checkbox"/> (Complete Part II if there is a noncash contribution.)
1264		\$ <u>5000.</u>	Person <input checked="" type="checkbox"/> Payroll <input type="checkbox"/> Noncash <input type="checkbox"/> (Complete Part II if there is a noncash contribution.)
1265		\$ <u>5000.</u>	Person <input checked="" type="checkbox"/> Payroll <input type="checkbox"/> Noncash <input type="checkbox"/> (Complete Part II if there is a noncash contribution.)
1266		\$ <u>9000.</u>	Person <input checked="" type="checkbox"/> Payroll <input type="checkbox"/> Noncash <input type="checkbox"/> (Complete Part II if there is a noncash contribution.)

Name of organization Chamber of Commerce of the USA	Employer identification number 53-0045720
---	---

Part I Contributors (see instructions)

(a) No.	(b) Name, address, and ZIP + 4	(c) Aggregate contributions	(d) Type of contribution
1267		\$ 7500.	Person <input checked="" type="checkbox"/> Payroll <input type="checkbox"/> Noncash <input type="checkbox"/> (Complete Part II if there is a noncash contribution.)
1268		\$ 15000.	Person <input checked="" type="checkbox"/> Payroll <input type="checkbox"/> Noncash <input type="checkbox"/> (Complete Part II if there is a noncash contribution.)
1269		\$ 12000.	Person <input checked="" type="checkbox"/> Payroll <input type="checkbox"/> Noncash <input type="checkbox"/> (Complete Part II if there is a noncash contribution.)
1270		\$ 25000.	Person <input checked="" type="checkbox"/> Payroll <input type="checkbox"/> Noncash <input type="checkbox"/> (Complete Part II if there is a noncash contribution.)
1271		\$ 100000.	Person <input checked="" type="checkbox"/> Payroll <input type="checkbox"/> Noncash <input type="checkbox"/> (Complete Part II if there is a noncash contribution.)
1272		\$ 5000.	Person <input checked="" type="checkbox"/> Payroll <input type="checkbox"/> Noncash <input type="checkbox"/> (Complete Part II if there is a noncash contribution.)

Name of organization Chamber of Commerce of the USA	Employer identification number 53-0045720
---	---

Part I Contributors (see instructions)

(a) No.	(b) Name, address, and ZIP + 4	(c) Aggregate contributions	(d) Type of contribution
1273		\$ 25000.	Person <input checked="" type="checkbox"/> Payroll <input type="checkbox"/> Noncash <input type="checkbox"/> (Complete Part II if there is a noncash contribution.)
1274		\$ 25000.	Person <input checked="" type="checkbox"/> Payroll <input type="checkbox"/> Noncash <input type="checkbox"/> (Complete Part II if there is a noncash contribution.)
1275		\$ 12500.	Person <input checked="" type="checkbox"/> Payroll <input type="checkbox"/> Noncash <input type="checkbox"/> (Complete Part II if there is a noncash contribution.)
1276		\$ 20000.	Person <input checked="" type="checkbox"/> Payroll <input type="checkbox"/> Noncash <input type="checkbox"/> (Complete Part II if there is a noncash contribution.)
1277		\$ 50000.	Person <input checked="" type="checkbox"/> Payroll <input type="checkbox"/> Noncash <input type="checkbox"/> (Complete Part II if there is a noncash contribution.)
1278		\$ 5000.	Person <input checked="" type="checkbox"/> Payroll <input type="checkbox"/> Noncash <input type="checkbox"/> (Complete Part II if there is a noncash contribution.)

Name of organization Chamber of Commerce of the USA	Employer identification number 53-0045720
---	---

Part I Contributors (see instructions)

(a) No.	(b) Name, address, and ZIP + 4	(c) Aggregate contributions	(d) Type of contribution
1279		\$ 30000.	Person <input checked="" type="checkbox"/> Payroll <input type="checkbox"/> Noncash <input type="checkbox"/> (Complete Part II if there is a noncash contribution.)
1280		\$ 67500.	Person <input checked="" type="checkbox"/> Payroll <input type="checkbox"/> Noncash <input type="checkbox"/> (Complete Part II if there is a noncash contribution.)
1281		\$ 40000.	Person <input checked="" type="checkbox"/> Payroll <input type="checkbox"/> Noncash <input type="checkbox"/> (Complete Part II if there is a noncash contribution.)
1282		\$ 7480.	Person <input checked="" type="checkbox"/> Payroll <input type="checkbox"/> Noncash <input type="checkbox"/> (Complete Part II if there is a noncash contribution.)
1283		\$ 15000.	Person <input checked="" type="checkbox"/> Payroll <input type="checkbox"/> Noncash <input type="checkbox"/> (Complete Part II if there is a noncash contribution.)
1284		\$ 10000.	Person <input checked="" type="checkbox"/> Payroll <input type="checkbox"/> Noncash <input type="checkbox"/> (Complete Part II if there is a noncash contribution.)

Name of organization Chamber of Commerce of the USA	Employer identification number 53-0045720
---	---

Part I Contributors (see instructions)

(a) No.	(b) Name, address, and ZIP + 4	(c) Aggregate contributions	(d) Type of contribution
1285		\$ 55000.	Person <input checked="" type="checkbox"/> Payroll <input type="checkbox"/> Noncash <input type="checkbox"/> (Complete Part II if there is a noncash contribution.)
1286		\$ 5000.	Person <input checked="" type="checkbox"/> Payroll <input type="checkbox"/> Noncash <input type="checkbox"/> (Complete Part II if there is a noncash contribution.)
1287		\$ 10000.	Person <input checked="" type="checkbox"/> Payroll <input type="checkbox"/> Noncash <input type="checkbox"/> (Complete Part II if there is a noncash contribution.)
1288		\$ 15000.	Person <input checked="" type="checkbox"/> Payroll <input type="checkbox"/> Noncash <input type="checkbox"/> (Complete Part II if there is a noncash contribution.)
1289		\$ 5762.	Person <input checked="" type="checkbox"/> Payroll <input type="checkbox"/> Noncash <input type="checkbox"/> (Complete Part II if there is a noncash contribution.)
1290		\$ 800000.	Person <input checked="" type="checkbox"/> Payroll <input type="checkbox"/> Noncash <input type="checkbox"/> (Complete Part II if there is a noncash contribution.)

Name of organization Chamber of Commerce of the USA	Employer identification number 53-0045720
---	---

Part I Contributors (see instructions)

(a) No.	(b) Name, address, and ZIP + 4	(c) Aggregate contributions	(d) Type of contribution
1291		\$ 7500.	Person <input checked="" type="checkbox"/> Payroll <input type="checkbox"/> Noncash <input type="checkbox"/> (Complete Part II if there is a noncash contribution.)
1292		\$ 40000.	Person <input checked="" type="checkbox"/> Payroll <input type="checkbox"/> Noncash <input type="checkbox"/> (Complete Part II if there is a noncash contribution.)
1293		\$ 75205.	Person <input checked="" type="checkbox"/> Payroll <input type="checkbox"/> Noncash <input type="checkbox"/> (Complete Part II if there is a noncash contribution.)
1294		\$ 10000.	Person <input checked="" type="checkbox"/> Payroll <input type="checkbox"/> Noncash <input type="checkbox"/> (Complete Part II if there is a noncash contribution.)
1295		\$ 15000.	Person <input checked="" type="checkbox"/> Payroll <input type="checkbox"/> Noncash <input type="checkbox"/> (Complete Part II if there is a noncash contribution.)
1296		\$ 5000.	Person <input checked="" type="checkbox"/> Payroll <input type="checkbox"/> Noncash <input type="checkbox"/> (Complete Part II if there is a noncash contribution.)

Name of organization Chamber of Commerce of the USA	Employer identification number 53-0045720
---	---

Part I Contributors (see instructions)

(a) No.	(b) Name, address, and ZIP + 4	(c) Aggregate contributions	(d) Type of contribution
1297		\$ 100000.	Person <input checked="" type="checkbox"/> Payroll <input type="checkbox"/> Noncash <input type="checkbox"/> (Complete Part II if there is a noncash contribution.)
1298		\$ 7500.	Person <input checked="" type="checkbox"/> Payroll <input type="checkbox"/> Noncash <input type="checkbox"/> (Complete Part II if there is a noncash contribution.)
1299		\$ 5000.	Person <input checked="" type="checkbox"/> Payroll <input type="checkbox"/> Noncash <input type="checkbox"/> (Complete Part II if there is a noncash contribution.)
1300		\$ 100000.	Person <input checked="" type="checkbox"/> Payroll <input type="checkbox"/> Noncash <input type="checkbox"/> (Complete Part II if there is a noncash contribution.)
1301		\$ 25000.	Person <input checked="" type="checkbox"/> Payroll <input type="checkbox"/> Noncash <input type="checkbox"/> (Complete Part II if there is a noncash contribution.)
1302		\$ 25000.	Person <input checked="" type="checkbox"/> Payroll <input type="checkbox"/> Noncash <input type="checkbox"/> (Complete Part II if there is a noncash contribution.)

Name of organization

Employer identification number

Chamber of Commerce of the USA

53-0045720

Part I Contributors (see instructions)

(a) No.	(b) Name, address, and ZIP + 4	(c) Aggregate contributions	(d) Type of contribution
1303		\$ 10000.	Person <input checked="" type="checkbox"/> Payroll <input type="checkbox"/> Noncash <input type="checkbox"/> (Complete Part II if there is a noncash contribution.)
1304		\$ 50000.	Person <input checked="" type="checkbox"/> Payroll <input type="checkbox"/> Noncash <input type="checkbox"/> (Complete Part II if there is a noncash contribution.)
1305		\$ 7500.	Person <input checked="" type="checkbox"/> Payroll <input type="checkbox"/> Noncash <input type="checkbox"/> (Complete Part II if there is a noncash contribution.)
1306		\$ 25000.	Person <input checked="" type="checkbox"/> Payroll <input type="checkbox"/> Noncash <input type="checkbox"/> (Complete Part II if there is a noncash contribution.)
1307		\$ 15000.	Person <input checked="" type="checkbox"/> Payroll <input type="checkbox"/> Noncash <input type="checkbox"/> (Complete Part II if there is a noncash contribution.)
1308		\$ 5000.	Person <input checked="" type="checkbox"/> Payroll <input type="checkbox"/> Noncash <input type="checkbox"/> (Complete Part II if there is a noncash contribution.)

Name of organization Chamber of Commerce of the USA	Employer identification number 53-0045720
---	---

Part I Contributors (see instructions)

(a) No.	(b) Name, address, and ZIP + 4	(c) Aggregate contributions	(d) Type of contribution
1309		\$ 100000.	Person <input checked="" type="checkbox"/> Payroll <input type="checkbox"/> Noncash <input type="checkbox"/> (Complete Part II if there is a noncash contribution.)
1310		\$ 11500.	Person <input checked="" type="checkbox"/> Payroll <input type="checkbox"/> Noncash <input type="checkbox"/> (Complete Part II if there is a noncash contribution.)
1311		\$ 15000.	Person <input checked="" type="checkbox"/> Payroll <input type="checkbox"/> Noncash <input type="checkbox"/> (Complete Part II if there is a noncash contribution.)
1312		\$ 15000.	Person <input checked="" type="checkbox"/> Payroll <input type="checkbox"/> Noncash <input type="checkbox"/> (Complete Part II if there is a noncash contribution.)
1313		\$ 100000.	Person <input checked="" type="checkbox"/> Payroll <input type="checkbox"/> Noncash <input type="checkbox"/> (Complete Part II if there is a noncash contribution.)
1314		\$ 100000.	Person <input checked="" type="checkbox"/> Payroll <input type="checkbox"/> Noncash <input type="checkbox"/> (Complete Part II if there is a noncash contribution.)

Name of organization Chamber of Commerce of the USA	Employer identification number 53-0045720
---	---

Part I Contributors (see instructions)

(a) No.	(b) Name, address, and ZIP + 4	(c) Aggregate contributions	(d) Type of contribution
1315	 <hr/> <hr/> <hr/>	\$ <u>30000.</u>	Person <input checked="" type="checkbox"/> Payroll <input type="checkbox"/> Noncash <input type="checkbox"/> (Complete Part II if there is a noncash contribution.)
1316	 <hr/> <hr/> <hr/>	\$ <u>202768.</u>	Person <input checked="" type="checkbox"/> Payroll <input type="checkbox"/> Noncash <input type="checkbox"/> (Complete Part II if there is a noncash contribution.)
1317	 <hr/> <hr/> <hr/>	\$ <u>10000.</u>	Person <input checked="" type="checkbox"/> Payroll <input type="checkbox"/> Noncash <input type="checkbox"/> (Complete Part II if there is a noncash contribution.)
1318	 <hr/> <hr/> <hr/>	\$ <u>15000.</u>	Person <input checked="" type="checkbox"/> Payroll <input type="checkbox"/> Noncash <input type="checkbox"/> (Complete Part II if there is a noncash contribution.)
1319	 <hr/> <hr/> <hr/>	\$ <u>25000.</u>	Person <input checked="" type="checkbox"/> Payroll <input type="checkbox"/> Noncash <input type="checkbox"/> (Complete Part II if there is a noncash contribution.)
1320	 <hr/> <hr/> <hr/>	\$ <u>100000.</u>	Person <input checked="" type="checkbox"/> Payroll <input type="checkbox"/> Noncash <input type="checkbox"/> (Complete Part II if there is a noncash contribution.)

Name of organization Chamber of Commerce of the USA	Employer identification number 53-0045720
---	---

Part I Contributors (see instructions)

(a) No.	(b) Name, address, and ZIP + 4	(c) Aggregate contributions	(d) Type of contribution
1321		\$ 50000.	Person <input checked="" type="checkbox"/> Payroll <input type="checkbox"/> Noncash <input type="checkbox"/> (Complete Part II if there is a noncash contribution.)
1322		\$ 10500.	Person <input checked="" type="checkbox"/> Payroll <input type="checkbox"/> Noncash <input type="checkbox"/> (Complete Part II if there is a noncash contribution.)
1323		\$ 10000.	Person <input checked="" type="checkbox"/> Payroll <input type="checkbox"/> Noncash <input type="checkbox"/> (Complete Part II if there is a noncash contribution.)
1324		\$ 5000.	Person <input checked="" type="checkbox"/> Payroll <input type="checkbox"/> Noncash <input type="checkbox"/> (Complete Part II if there is a noncash contribution.)
1325		\$ 50000.	Person <input checked="" type="checkbox"/> Payroll <input type="checkbox"/> Noncash <input type="checkbox"/> (Complete Part II if there is a noncash contribution.)
1326		\$ 100000.	Person <input checked="" type="checkbox"/> Payroll <input type="checkbox"/> Noncash <input type="checkbox"/> (Complete Part II if there is a noncash contribution.)

Name of organization

Employer identification number

Chamber of Commerce of the USA

53-0045720

Part I Contributors (see instructions)

(a) No.	(b) Name, address, and ZIP + 4	(c) Aggregate contributions	(d) Type of contribution
1327		\$ 10000.	Person <input checked="" type="checkbox"/> Payroll <input type="checkbox"/> Noncash <input type="checkbox"/> (Complete Part II if there is a noncash contribution.)
1328		\$ 10000.	Person <input checked="" type="checkbox"/> Payroll <input type="checkbox"/> Noncash <input type="checkbox"/> (Complete Part II if there is a noncash contribution.)
1329		\$ 50000.	Person <input checked="" type="checkbox"/> Payroll <input type="checkbox"/> Noncash <input type="checkbox"/> (Complete Part II if there is a noncash contribution.)
1330		\$ 100000.	Person <input checked="" type="checkbox"/> Payroll <input type="checkbox"/> Noncash <input type="checkbox"/> (Complete Part II if there is a noncash contribution.)
1331		\$ 5000.	Person <input checked="" type="checkbox"/> Payroll <input type="checkbox"/> Noncash <input type="checkbox"/> (Complete Part II if there is a noncash contribution.)
1332		\$ 50000.	Person <input checked="" type="checkbox"/> Payroll <input type="checkbox"/> Noncash <input type="checkbox"/> (Complete Part II if there is a noncash contribution.)

Name of organization Chamber of Commerce of the USA	Employer identification number 53-0045720
---	---

Part I Contributors (see instructions)

(a) No.	(b) Name, address, and ZIP + 4	(c) Aggregate contributions	(d) Type of contribution
1333		\$ <u>7500.</u>	Person <input checked="" type="checkbox"/> Payroll <input type="checkbox"/> Noncash <input type="checkbox"/> (Complete Part II if there is a noncash contribution.)
1334		\$ <u>250000.</u>	Person <input checked="" type="checkbox"/> Payroll <input type="checkbox"/> Noncash <input type="checkbox"/> (Complete Part II if there is a noncash contribution.)
1335		\$ <u>100000.</u>	Person <input checked="" type="checkbox"/> Payroll <input type="checkbox"/> Noncash <input type="checkbox"/> (Complete Part II if there is a noncash contribution.)
1336		\$ <u>25000.</u>	Person <input checked="" type="checkbox"/> Payroll <input type="checkbox"/> Noncash <input type="checkbox"/> (Complete Part II if there is a noncash contribution.)
1337		\$ <u>15000.</u>	Person <input checked="" type="checkbox"/> Payroll <input type="checkbox"/> Noncash <input type="checkbox"/> (Complete Part II if there is a noncash contribution.)
1338		\$ <u>25000.</u>	Person <input checked="" type="checkbox"/> Payroll <input type="checkbox"/> Noncash <input type="checkbox"/> (Complete Part II if there is a noncash contribution.)

Name of organization Chamber of Commerce of the USA	Employer identification number 53-0045720
---	---

Part I Contributors (see instructions)

(a) No.	(b) Name, address, and ZIP + 4	(c) Aggregate contributions	(d) Type of contribution
1339		\$ 7500.	Person <input checked="" type="checkbox"/> Payroll <input type="checkbox"/> Noncash <input type="checkbox"/> (Complete Part II if there is a noncash contribution.)
1340		\$ 10000.	Person <input checked="" type="checkbox"/> Payroll <input type="checkbox"/> Noncash <input type="checkbox"/> (Complete Part II if there is a noncash contribution.)
1341		\$ 15000.	Person <input checked="" type="checkbox"/> Payroll <input type="checkbox"/> Noncash <input type="checkbox"/> (Complete Part II if there is a noncash contribution.)
1342		\$ 5000.	Person <input checked="" type="checkbox"/> Payroll <input type="checkbox"/> Noncash <input type="checkbox"/> (Complete Part II if there is a noncash contribution.)
1343		\$ 206000.	Person <input checked="" type="checkbox"/> Payroll <input type="checkbox"/> Noncash <input type="checkbox"/> (Complete Part II if there is a noncash contribution.)
1344		\$ 25000.	Person <input checked="" type="checkbox"/> Payroll <input type="checkbox"/> Noncash <input type="checkbox"/> (Complete Part II if there is a noncash contribution.)

Name of organization Chamber of Commerce of the USA	Employer identification number 53-0045720
---	---

Part I Contributors (see instructions)

(a) No.	(b) Name, address, and ZIP + 4	(c) Aggregate contributions	(d) Type of contribution
1345		\$ 100000.	Person <input checked="" type="checkbox"/> Payroll <input type="checkbox"/> Noncash <input type="checkbox"/> (Complete Part II if there is a noncash contribution.)
1346		\$ 7478.	Person <input checked="" type="checkbox"/> Payroll <input type="checkbox"/> Noncash <input type="checkbox"/> (Complete Part II if there is a noncash contribution.)
1347		\$ 100000.	Person <input checked="" type="checkbox"/> Payroll <input type="checkbox"/> Noncash <input type="checkbox"/> (Complete Part II if there is a noncash contribution.)
1348		\$ 6000.	Person <input checked="" type="checkbox"/> Payroll <input type="checkbox"/> Noncash <input type="checkbox"/> (Complete Part II if there is a noncash contribution.)
1349		\$ 100000.	Person <input checked="" type="checkbox"/> Payroll <input type="checkbox"/> Noncash <input type="checkbox"/> (Complete Part II if there is a noncash contribution.)
1350		\$ 5000.	Person <input checked="" type="checkbox"/> Payroll <input type="checkbox"/> Noncash <input type="checkbox"/> (Complete Part II if there is a noncash contribution.)

Name of organization Chamber of Commerce of the USA	Employer identification number 53-0045720
---	---

Part I Contributors (see instructions)

(a) No.	(b) Name, address, and ZIP + 4	(c) Aggregate contributions	(d) Type of contribution
1351	_____ _____ _____	\$ 15000.	Person <input checked="" type="checkbox"/> Payroll <input type="checkbox"/> Noncash <input type="checkbox"/> (Complete Part II if there is a noncash contribution.)
1352	_____ _____ _____	\$ 5000.	Person <input checked="" type="checkbox"/> Payroll <input type="checkbox"/> Noncash <input type="checkbox"/> (Complete Part II if there is a noncash contribution.)
1353	_____ _____ _____	\$ 30000.	Person <input checked="" type="checkbox"/> Payroll <input type="checkbox"/> Noncash <input type="checkbox"/> (Complete Part II if there is a noncash contribution.)
1354	_____ _____ _____	\$ 250000.	Person <input checked="" type="checkbox"/> Payroll <input type="checkbox"/> Noncash <input type="checkbox"/> (Complete Part II if there is a noncash contribution.)
1355	_____ _____ _____	\$ 250000.	Person <input checked="" type="checkbox"/> Payroll <input type="checkbox"/> Noncash <input type="checkbox"/> (Complete Part II if there is a noncash contribution.)
1356	_____ _____ _____	\$ 7500.	Person <input checked="" type="checkbox"/> Payroll <input type="checkbox"/> Noncash <input type="checkbox"/> (Complete Part II if there is a noncash contribution.)

Name of organization Chamber of Commerce of the USA	Employer identification number 53-0045720
---	---

Part I Contributors (see instructions)

(a) No.	(b) Name, address, and ZIP + 4	(c) Aggregate contributions	(d) Type of contribution
1357		\$ 5000.	Person <input checked="" type="checkbox"/> Payroll <input type="checkbox"/> Noncash <input type="checkbox"/> (Complete Part II if there is a noncash contribution.)
1358		\$ 5000.	Person <input checked="" type="checkbox"/> Payroll <input type="checkbox"/> Noncash <input type="checkbox"/> (Complete Part II if there is a noncash contribution.)
1359		\$ 15000.	Person <input checked="" type="checkbox"/> Payroll <input type="checkbox"/> Noncash <input type="checkbox"/> (Complete Part II if there is a noncash contribution.)
1360		\$ 5000.	Person <input checked="" type="checkbox"/> Payroll <input type="checkbox"/> Noncash <input type="checkbox"/> (Complete Part II if there is a noncash contribution.)
1361		\$ 7500.	Person <input checked="" type="checkbox"/> Payroll <input type="checkbox"/> Noncash <input type="checkbox"/> (Complete Part II if there is a noncash contribution.)
1362		\$ 100000.	Person <input checked="" type="checkbox"/> Payroll <input type="checkbox"/> Noncash <input type="checkbox"/> (Complete Part II if there is a noncash contribution.)

Name of organization

Employer identification number

Chamber of Commerce of the USA

53-0045720

Part I Contributors (see instructions)

(a) No.	(b) Name, address, and ZIP + 4	(c) Aggregate contributions	(d) Type of contribution
1363		\$ 10000.	Person <input checked="" type="checkbox"/> Payroll <input type="checkbox"/> Noncash <input type="checkbox"/> (Complete Part II if there is a noncash contribution.)
1364		\$ 100000.	Person <input checked="" type="checkbox"/> Payroll <input type="checkbox"/> Noncash <input type="checkbox"/> (Complete Part II if there is a noncash contribution.)
1365		\$ 5000.	Person <input checked="" type="checkbox"/> Payroll <input type="checkbox"/> Noncash <input type="checkbox"/> (Complete Part II if there is a noncash contribution.)
1366		\$ 16000.	Person <input checked="" type="checkbox"/> Payroll <input type="checkbox"/> Noncash <input type="checkbox"/> (Complete Part II if there is a noncash contribution.)
1367		\$ 25000.	Person <input checked="" type="checkbox"/> Payroll <input type="checkbox"/> Noncash <input type="checkbox"/> (Complete Part II if there is a noncash contribution.)
1368		\$ 50000.	Person <input checked="" type="checkbox"/> Payroll <input type="checkbox"/> Noncash <input type="checkbox"/> (Complete Part II if there is a noncash contribution.)

Name of organization Chamber of Commerce of the USA	Employer identification number 53-0045720
---	---

Part I Contributors (see instructions)

(a) No.	(b) Name, address, and ZIP + 4	(c) Aggregate contributions	(d) Type of contribution
1369		\$ 15000.	Person <input checked="" type="checkbox"/> Payroll <input type="checkbox"/> Noncash <input type="checkbox"/> (Complete Part II if there is a noncash contribution.)
1370		\$ 100000.	Person <input checked="" type="checkbox"/> Payroll <input type="checkbox"/> Noncash <input type="checkbox"/> (Complete Part II if there is a noncash contribution.)
1371		\$ 10000.	Person <input checked="" type="checkbox"/> Payroll <input type="checkbox"/> Noncash <input type="checkbox"/> (Complete Part II if there is a noncash contribution.)
1372		\$ 102500.	Person <input checked="" type="checkbox"/> Payroll <input type="checkbox"/> Noncash <input type="checkbox"/> (Complete Part II if there is a noncash contribution.)
1373		\$ 25000.	Person <input checked="" type="checkbox"/> Payroll <input type="checkbox"/> Noncash <input type="checkbox"/> (Complete Part II if there is a noncash contribution.)
1374		\$ 126260.	Person <input checked="" type="checkbox"/> Payroll <input type="checkbox"/> Noncash <input type="checkbox"/> (Complete Part II if there is a noncash contribution.)

Name of organization Chamber of Commerce of the USA	Employer identification number 53-0045720
---	---

Part I Contributors (see instructions)

(a) No.	(b) Name, address, and ZIP + 4	(c) Aggregate contributions	(d) Type of contribution
1375		\$ 20000.	Person <input checked="" type="checkbox"/> Payroll <input type="checkbox"/> Noncash <input type="checkbox"/> (Complete Part II if there is a noncash contribution.)
1376		\$ 15000.	Person <input checked="" type="checkbox"/> Payroll <input type="checkbox"/> Noncash <input type="checkbox"/> (Complete Part II if there is a noncash contribution.)
1377		\$ 100000.	Person <input checked="" type="checkbox"/> Payroll <input type="checkbox"/> Noncash <input type="checkbox"/> (Complete Part II if there is a noncash contribution.)
1378		\$ 10000.	Person <input checked="" type="checkbox"/> Payroll <input type="checkbox"/> Noncash <input type="checkbox"/> (Complete Part II if there is a noncash contribution.)
1379		\$ 15000.	Person <input checked="" type="checkbox"/> Payroll <input type="checkbox"/> Noncash <input type="checkbox"/> (Complete Part II if there is a noncash contribution.)
1380		\$ 10000.	Person <input checked="" type="checkbox"/> Payroll <input type="checkbox"/> Noncash <input type="checkbox"/> (Complete Part II if there is a noncash contribution.)

Name of organization

Employer identification number

Chamber of Commerce of the USA

53-0045720

Part I Contributors (see instructions)

(a) No.	(b) Name, address, and ZIP + 4	(c) Aggregate contributions	(d) Type of contribution
1381		\$ 100000.	Person <input checked="" type="checkbox"/> Payroll <input type="checkbox"/> Noncash <input type="checkbox"/> (Complete Part II if there is a noncash contribution.)
1382		\$ 10000.	Person <input checked="" type="checkbox"/> Payroll <input type="checkbox"/> Noncash <input type="checkbox"/> (Complete Part II if there is a noncash contribution.)
1383		\$ 64980.	Person <input checked="" type="checkbox"/> Payroll <input type="checkbox"/> Noncash <input type="checkbox"/> (Complete Part II if there is a noncash contribution.)
1384		\$ 100000.	Person <input checked="" type="checkbox"/> Payroll <input type="checkbox"/> Noncash <input type="checkbox"/> (Complete Part II if there is a noncash contribution.)
1385		\$ 7500.	Person <input checked="" type="checkbox"/> Payroll <input type="checkbox"/> Noncash <input type="checkbox"/> (Complete Part II if there is a noncash contribution.)
1386		\$ 10000.	Person <input checked="" type="checkbox"/> Payroll <input type="checkbox"/> Noncash <input type="checkbox"/> (Complete Part II if there is a noncash contribution.)

Name of organization Chamber of Commerce of the USA	Employer identification number 53-0045720
---	---

Part I Contributors (see instructions)

(a) No.	(b) Name, address, and ZIP + 4	(c) Aggregate contributions	(d) Type of contribution
1387	<hr/> <hr/> <hr/>	\$ <u>240500.</u>	Person <input checked="" type="checkbox"/> Payroll <input type="checkbox"/> Noncash <input type="checkbox"/> (Complete Part II if there is a noncash contribution.)
1388	<hr/> <hr/> <hr/>	\$ <u>110000.</u>	Person <input checked="" type="checkbox"/> Payroll <input type="checkbox"/> Noncash <input type="checkbox"/> (Complete Part II if there is a noncash contribution.)
1389	<hr/> <hr/> <hr/>	\$ <u>7500.</u>	Person <input checked="" type="checkbox"/> Payroll <input type="checkbox"/> Noncash <input type="checkbox"/> (Complete Part II if there is a noncash contribution.)
1390	<hr/> <hr/> <hr/>	\$ <u>125000.</u>	Person <input checked="" type="checkbox"/> Payroll <input type="checkbox"/> Noncash <input type="checkbox"/> (Complete Part II if there is a noncash contribution.)
1391	<hr/> <hr/> <hr/>	\$ <u>11000.</u>	Person <input checked="" type="checkbox"/> Payroll <input type="checkbox"/> Noncash <input type="checkbox"/> (Complete Part II if there is a noncash contribution.)
1392	<hr/> <hr/> <hr/>	\$ <u>25000.</u>	Person <input checked="" type="checkbox"/> Payroll <input type="checkbox"/> Noncash <input type="checkbox"/> (Complete Part II if there is a noncash contribution.)

Name of organization Chamber of Commerce of the USA	Employer identification number 53-0045720
---	---

Part I Contributors (see instructions)

(a) No.	(b) Name, address, and ZIP + 4	(c) Aggregate contributions	(d) Type of contribution
1393		\$ 17500.	Person <input checked="" type="checkbox"/> Payroll <input type="checkbox"/> Noncash <input type="checkbox"/> (Complete Part II if there is a noncash contribution.)
1394		\$ 10000.	Person <input checked="" type="checkbox"/> Payroll <input type="checkbox"/> Noncash <input type="checkbox"/> (Complete Part II if there is a noncash contribution.)
1395		\$ 200000.	Person <input checked="" type="checkbox"/> Payroll <input type="checkbox"/> Noncash <input type="checkbox"/> (Complete Part II if there is a noncash contribution.)
1396		\$ 100000.	Person <input checked="" type="checkbox"/> Payroll <input type="checkbox"/> Noncash <input type="checkbox"/> (Complete Part II if there is a noncash contribution.)
1397		\$ 7500.	Person <input checked="" type="checkbox"/> Payroll <input type="checkbox"/> Noncash <input type="checkbox"/> (Complete Part II if there is a noncash contribution.)
1398		\$ 115000.	Person <input checked="" type="checkbox"/> Payroll <input type="checkbox"/> Noncash <input type="checkbox"/> (Complete Part II if there is a noncash contribution.)

Name of organization Chamber of Commerce of the USA	Employer identification number 53-0045720
---	---

Part I Contributors (see instructions)

(a) No.	(b) Name, address, and ZIP + 4	(c) Aggregate contributions	(d) Type of contribution
1399		\$ 999996.	Person <input checked="" type="checkbox"/> Payroll <input type="checkbox"/> Noncash <input type="checkbox"/> (Complete Part II if there is a noncash contribution.)
1400		\$ 32000.	Person <input checked="" type="checkbox"/> Payroll <input type="checkbox"/> Noncash <input type="checkbox"/> (Complete Part II if there is a noncash contribution.)
1401		\$ 107500.	Person <input checked="" type="checkbox"/> Payroll <input type="checkbox"/> Noncash <input type="checkbox"/> (Complete Part II if there is a noncash contribution.)
1402		\$ 8275.	Person <input checked="" type="checkbox"/> Payroll <input type="checkbox"/> Noncash <input type="checkbox"/> (Complete Part II if there is a noncash contribution.)
1403		\$ 25000.	Person <input checked="" type="checkbox"/> Payroll <input type="checkbox"/> Noncash <input type="checkbox"/> (Complete Part II if there is a noncash contribution.)
1404		\$ 5000.	Person <input checked="" type="checkbox"/> Payroll <input type="checkbox"/> Noncash <input type="checkbox"/> (Complete Part II if there is a noncash contribution.)

Name of organization Chamber of Commerce of the USA	Employer identification number 53-0045720
---	---

Part I Contributors (see instructions)

(a) No.	(b) Name, address, and ZIP + 4	(c) Aggregate contributions	(d) Type of contribution
1405		\$ 7196.	Person <input checked="" type="checkbox"/> Payroll <input type="checkbox"/> Noncash <input type="checkbox"/> (Complete Part II if there is a noncash contribution.)
1406		\$ 100000.	Person <input checked="" type="checkbox"/> Payroll <input type="checkbox"/> Noncash <input type="checkbox"/> (Complete Part II if there is a noncash contribution.)
1407		\$ 100000.	Person <input checked="" type="checkbox"/> Payroll <input type="checkbox"/> Noncash <input type="checkbox"/> (Complete Part II if there is a noncash contribution.)
1408		\$ 49500.	Person <input checked="" type="checkbox"/> Payroll <input type="checkbox"/> Noncash <input type="checkbox"/> (Complete Part II if there is a noncash contribution.)
1409		\$ 10000.	Person <input checked="" type="checkbox"/> Payroll <input type="checkbox"/> Noncash <input type="checkbox"/> (Complete Part II if there is a noncash contribution.)
1410		\$ 6000.	Person <input checked="" type="checkbox"/> Payroll <input type="checkbox"/> Noncash <input type="checkbox"/> (Complete Part II if there is a noncash contribution.)

Name of organization Chamber of Commerce of the USA	Employer identification number 53-0045720
---	---

Part I Contributors (see instructions)

(a) No.	(b) Name, address, and ZIP + 4	(c) Aggregate contributions	(d) Type of contribution
1411		\$ 5000.	Person <input checked="" type="checkbox"/> Payroll <input type="checkbox"/> Noncash <input type="checkbox"/> (Complete Part II if there is a noncash contribution.)
1412		\$ 5000.	Person <input checked="" type="checkbox"/> Payroll <input type="checkbox"/> Noncash <input type="checkbox"/> (Complete Part II if there is a noncash contribution.)
1413		\$ 17500.	Person <input checked="" type="checkbox"/> Payroll <input type="checkbox"/> Noncash <input type="checkbox"/> (Complete Part II if there is a noncash contribution.)
1414		\$ 7500.	Person <input checked="" type="checkbox"/> Payroll <input type="checkbox"/> Noncash <input type="checkbox"/> (Complete Part II if there is a noncash contribution.)
1415		\$ 15380.	Person <input checked="" type="checkbox"/> Payroll <input type="checkbox"/> Noncash <input type="checkbox"/> (Complete Part II if there is a noncash contribution.)
1416		\$ 5000.	Person <input checked="" type="checkbox"/> Payroll <input type="checkbox"/> Noncash <input type="checkbox"/> (Complete Part II if there is a noncash contribution.)

Name of organization Chamber of Commerce of the USA	Employer identification number 53-0045720
---	---

Part I Contributors (see instructions)

(a) No.	(b) Name, address, and ZIP + 4	(c) Aggregate contributions	(d) Type of contribution
1417		\$ 2011240.	Person <input checked="" type="checkbox"/> Payroll <input type="checkbox"/> Noncash <input type="checkbox"/> (Complete Part II if there is a noncash contribution.)
1418		\$ 35000.	Person <input checked="" type="checkbox"/> Payroll <input type="checkbox"/> Noncash <input type="checkbox"/> (Complete Part II if there is a noncash contribution.)
1419		\$ 100000.	Person <input checked="" type="checkbox"/> Payroll <input type="checkbox"/> Noncash <input type="checkbox"/> (Complete Part II if there is a noncash contribution.)
1420		\$ 50000.	Person <input checked="" type="checkbox"/> Payroll <input type="checkbox"/> Noncash <input type="checkbox"/> (Complete Part II if there is a noncash contribution.)
1421		\$ 250000.	Person <input checked="" type="checkbox"/> Payroll <input type="checkbox"/> Noncash <input type="checkbox"/> (Complete Part II if there is a noncash contribution.)
1422		\$ 5000.	Person <input checked="" type="checkbox"/> Payroll <input type="checkbox"/> Noncash <input type="checkbox"/> (Complete Part II if there is a noncash contribution.)

Name of organization Chamber of Commerce of the USA	Employer identification number 53-0045720
---	---

Part I Contributors (see instructions)

(a) No.	(b) Name, address, and ZIP + 4	(c) Aggregate contributions	(d) Type of contribution
1423		\$ 200000.	Person <input checked="" type="checkbox"/> Payroll <input type="checkbox"/> Noncash <input type="checkbox"/> (Complete Part II if there is a noncash contribution.)
1424		\$ 681032.	Person <input checked="" type="checkbox"/> Payroll <input type="checkbox"/> Noncash <input type="checkbox"/> (Complete Part II if there is a noncash contribution.)
1425		\$ 15000.	Person <input checked="" type="checkbox"/> Payroll <input type="checkbox"/> Noncash <input type="checkbox"/> (Complete Part II if there is a noncash contribution.)
1426		\$ 250000.	Person <input checked="" type="checkbox"/> Payroll <input type="checkbox"/> Noncash <input type="checkbox"/> (Complete Part II if there is a noncash contribution.)
1427		\$ 7500.	Person <input checked="" type="checkbox"/> Payroll <input type="checkbox"/> Noncash <input type="checkbox"/> (Complete Part II if there is a noncash contribution.)
1428		\$ 40000.	Person <input checked="" type="checkbox"/> Payroll <input type="checkbox"/> Noncash <input type="checkbox"/> (Complete Part II if there is a noncash contribution.)

Name of organization

Employer identification number

Chamber of Commerce of the USA

53-0045720

Part I Contributors (see instructions)

(a) No.	(b) Name, address, and ZIP + 4	(c) Aggregate contributions	(d) Type of contribution
1429		\$ 5000.	Person <input checked="" type="checkbox"/> Payroll <input type="checkbox"/> Noncash <input type="checkbox"/> (Complete Part II if there is a noncash contribution.)
1430		\$ 110000.	Person <input checked="" type="checkbox"/> Payroll <input type="checkbox"/> Noncash <input type="checkbox"/> (Complete Part II if there is a noncash contribution.)
1431		\$ 25000.	Person <input checked="" type="checkbox"/> Payroll <input type="checkbox"/> Noncash <input type="checkbox"/> (Complete Part II if there is a noncash contribution.)
1432		\$ 6400.	Person <input checked="" type="checkbox"/> Payroll <input type="checkbox"/> Noncash <input type="checkbox"/> (Complete Part II if there is a noncash contribution.)
1433		\$ 100000.	Person <input checked="" type="checkbox"/> Payroll <input type="checkbox"/> Noncash <input type="checkbox"/> (Complete Part II if there is a noncash contribution.)
1434		\$ 75000.	Person <input checked="" type="checkbox"/> Payroll <input type="checkbox"/> Noncash <input type="checkbox"/> (Complete Part II if there is a noncash contribution.)

Name of organization

Employer identification number

Chamber of Commerce of the USA

53-0045720

Part I Contributors (see instructions)

(a) No.	(b) Name, address, and ZIP + 4	(c) Aggregate contributions	(d) Type of contribution
1435		\$ 10000.	Person <input checked="" type="checkbox"/> Payroll <input type="checkbox"/> Noncash <input type="checkbox"/> (Complete Part II if there is a noncash contribution.)
1436		\$ 4490000.	Person <input checked="" type="checkbox"/> Payroll <input type="checkbox"/> Noncash <input type="checkbox"/> (Complete Part II if there is a noncash contribution.)
1437		\$ 7475.	Person <input checked="" type="checkbox"/> Payroll <input type="checkbox"/> Noncash <input type="checkbox"/> (Complete Part II if there is a noncash contribution.)
1438		\$ 20000.	Person <input checked="" type="checkbox"/> Payroll <input type="checkbox"/> Noncash <input type="checkbox"/> (Complete Part II if there is a noncash contribution.)
1439		\$ 10000.	Person <input checked="" type="checkbox"/> Payroll <input type="checkbox"/> Noncash <input type="checkbox"/> (Complete Part II if there is a noncash contribution.)
1440		\$ 5000.	Person <input checked="" type="checkbox"/> Payroll <input type="checkbox"/> Noncash <input type="checkbox"/> (Complete Part II if there is a noncash contribution.)

Name of organization Chamber of Commerce of the USA	Employer identification number 53-0045720
---	---

Part I Contributors (see instructions)

(a) No.	(b) Name, address, and ZIP + 4	(c) Aggregate contributions	(d) Type of contribution
1441		\$ 123000.	Person <input checked="" type="checkbox"/> Payroll <input type="checkbox"/> Noncash <input type="checkbox"/> (Complete Part II if there is a noncash contribution.)
1442		\$ 50000.	Person <input checked="" type="checkbox"/> Payroll <input type="checkbox"/> Noncash <input type="checkbox"/> (Complete Part II if there is a noncash contribution.)
1443		\$ 50000.	Person <input checked="" type="checkbox"/> Payroll <input type="checkbox"/> Noncash <input type="checkbox"/> (Complete Part II if there is a noncash contribution.)
1444		\$ 60000.	Person <input checked="" type="checkbox"/> Payroll <input type="checkbox"/> Noncash <input type="checkbox"/> (Complete Part II if there is a noncash contribution.)
1445		\$ 21325.	Person <input checked="" type="checkbox"/> Payroll <input type="checkbox"/> Noncash <input type="checkbox"/> (Complete Part II if there is a noncash contribution.)
1446		\$ 5000.	Person <input checked="" type="checkbox"/> Payroll <input type="checkbox"/> Noncash <input type="checkbox"/> (Complete Part II if there is a noncash contribution.)

Name of organization Chamber of Commerce of the USA	Employer identification number 53-0045720
---	---

Part I Contributors (see instructions)

(a) No.	(b) Name, address, and ZIP + 4	(c) Aggregate contributions	(d) Type of contribution
1447		\$ 180000.	Person <input checked="" type="checkbox"/> Payroll <input type="checkbox"/> Noncash <input type="checkbox"/> (Complete Part II if there is a noncash contribution.)
1448		\$ 250000.	Person <input checked="" type="checkbox"/> Payroll <input type="checkbox"/> Noncash <input type="checkbox"/> (Complete Part II if there is a noncash contribution.)
1449		\$ 250000.	Person <input checked="" type="checkbox"/> Payroll <input type="checkbox"/> Noncash <input type="checkbox"/> (Complete Part II if there is a noncash contribution.)
1450		\$ 7473.	Person <input checked="" type="checkbox"/> Payroll <input type="checkbox"/> Noncash <input type="checkbox"/> (Complete Part II if there is a noncash contribution.)
1451		\$ 12000.	Person <input checked="" type="checkbox"/> Payroll <input type="checkbox"/> Noncash <input type="checkbox"/> (Complete Part II if there is a noncash contribution.)
1452		\$ 6000.	Person <input checked="" type="checkbox"/> Payroll <input type="checkbox"/> Noncash <input type="checkbox"/> (Complete Part II if there is a noncash contribution.)

Name of organization Chamber of Commerce of the USA	Employer identification number 53-0045720
---	---

Part I Contributors (see instructions)

(a) No.	(b) Name, address, and ZIP + 4	(c) Aggregate contributions	(d) Type of contribution
1453		\$ 55000.	Person <input checked="" type="checkbox"/> Payroll <input type="checkbox"/> Noncash <input type="checkbox"/> (Complete Part II if there is a noncash contribution.)
1454		\$ 18000.	Person <input checked="" type="checkbox"/> Payroll <input type="checkbox"/> Noncash <input type="checkbox"/> (Complete Part II if there is a noncash contribution.)
1455		\$ 100000.	Person <input checked="" type="checkbox"/> Payroll <input type="checkbox"/> Noncash <input type="checkbox"/> (Complete Part II if there is a noncash contribution.)
1456		\$ 25000.	Person <input checked="" type="checkbox"/> Payroll <input type="checkbox"/> Noncash <input type="checkbox"/> (Complete Part II if there is a noncash contribution.)
1457		\$ 5000.	Person <input checked="" type="checkbox"/> Payroll <input type="checkbox"/> Noncash <input type="checkbox"/> (Complete Part II if there is a noncash contribution.)
1458		\$ 7500.	Person <input checked="" type="checkbox"/> Payroll <input type="checkbox"/> Noncash <input type="checkbox"/> (Complete Part II if there is a noncash contribution.)

Name of organization

Employer identification number

Chamber of Commerce of the USA

53-0045720

Part I Contributors (see instructions)

(a) No.	(b) Name, address, and ZIP + 4	(c) Aggregate contributions	(d) Type of contribution
1459		\$ 100000.	Person <input checked="" type="checkbox"/> Payroll <input type="checkbox"/> Noncash <input type="checkbox"/> (Complete Part II if there is a noncash contribution.)
1460		\$ 10000.	Person <input checked="" type="checkbox"/> Payroll <input type="checkbox"/> Noncash <input type="checkbox"/> (Complete Part II if there is a noncash contribution.)
1461		\$ 43000.	Person <input checked="" type="checkbox"/> Payroll <input type="checkbox"/> Noncash <input type="checkbox"/> (Complete Part II if there is a noncash contribution.)
1462		\$ 15000.	Person <input checked="" type="checkbox"/> Payroll <input type="checkbox"/> Noncash <input type="checkbox"/> (Complete Part II if there is a noncash contribution.)
1463		\$ 10000.	Person <input checked="" type="checkbox"/> Payroll <input type="checkbox"/> Noncash <input type="checkbox"/> (Complete Part II if there is a noncash contribution.)
1464		\$ 10000.	Person <input checked="" type="checkbox"/> Payroll <input type="checkbox"/> Noncash <input type="checkbox"/> (Complete Part II if there is a noncash contribution.)

Name of organization Chamber of Commerce of the USA	Employer identification number 53-0045720
---	---

Part I Contributors (see Instructions)

(a) No.	(b) Name, address, and ZIP + 4	(c) Aggregate contributions	(d) Type of contribution
1465		\$ 100000.	Person <input checked="" type="checkbox"/> Payroll <input type="checkbox"/> Noncash <input type="checkbox"/> (Complete Part II if there is a noncash contribution.)
1466		\$ 50000.	Person <input checked="" type="checkbox"/> Payroll <input type="checkbox"/> Noncash <input type="checkbox"/> (Complete Part II if there is a noncash contribution.)
1467		\$ 10000.	Person <input checked="" type="checkbox"/> Payroll <input type="checkbox"/> Noncash <input type="checkbox"/> (Complete Part II if there is a noncash contribution.)
1468		\$ 20000.	Person <input checked="" type="checkbox"/> Payroll <input type="checkbox"/> Noncash <input type="checkbox"/> (Complete Part II if there is a noncash contribution.)
1469		\$ 10000.	Person <input checked="" type="checkbox"/> Payroll <input type="checkbox"/> Noncash <input type="checkbox"/> (Complete Part II if there is a noncash contribution.)
1470		\$ 7500.	Person <input checked="" type="checkbox"/> Payroll <input type="checkbox"/> Noncash <input type="checkbox"/> (Complete Part II if there is a noncash contribution.)

Name of organization

Employer identification number

Chamber of Commerce of the USA

53-0045720

Part I Contributors (see instructions)

(a) No.	(b) Name, address, and ZIP + 4	(c) Aggregate contributions	(d) Type of contribution
1471		\$ 15000.	Person <input checked="" type="checkbox"/> Payroll <input type="checkbox"/> Noncash <input type="checkbox"/> (Complete Part II if there is a noncash contribution.)
1472		\$ 9000.	Person <input checked="" type="checkbox"/> Payroll <input type="checkbox"/> Noncash <input type="checkbox"/> (Complete Part II if there is a noncash contribution.)
1473		\$ 25000.	Person <input checked="" type="checkbox"/> Payroll <input type="checkbox"/> Noncash <input type="checkbox"/> (Complete Part II if there is a noncash contribution.)
1474		\$ 30000.	Person <input checked="" type="checkbox"/> Payroll <input type="checkbox"/> Noncash <input type="checkbox"/> (Complete Part II if there is a noncash contribution.)
1475		\$ 45000.	Person <input checked="" type="checkbox"/> Payroll <input type="checkbox"/> Noncash <input type="checkbox"/> (Complete Part II if there is a noncash contribution.)
1476		\$ 8000.	Person <input checked="" type="checkbox"/> Payroll <input type="checkbox"/> Noncash <input type="checkbox"/> (Complete Part II if there is a noncash contribution.)

Name of organization

Employer identification number

Chamber of Commerce of the USA

53-0045720

Part I Contributors (see instructions)

(a) No.	(b) Name, address, and ZIP + 4	(c) Aggregate contributions	(d) Type of contribution
1477		\$ 10000.	Person <input checked="" type="checkbox"/> Payroll <input type="checkbox"/> Noncash <input type="checkbox"/> (Complete Part II if there is a noncash contribution.)
1478		\$ 5000.	Person <input checked="" type="checkbox"/> Payroll <input type="checkbox"/> Noncash <input type="checkbox"/> (Complete Part II if there is a noncash contribution.)
1479		\$ 500000.	Person <input checked="" type="checkbox"/> Payroll <input type="checkbox"/> Noncash <input type="checkbox"/> (Complete Part II if there is a noncash contribution.)
1480		\$ 140000.	Person <input checked="" type="checkbox"/> Payroll <input type="checkbox"/> Noncash <input type="checkbox"/> (Complete Part II if there is a noncash contribution.)
1481		\$ 150000.	Person <input checked="" type="checkbox"/> Payroll <input type="checkbox"/> Noncash <input type="checkbox"/> (Complete Part II if there is a noncash contribution.)
1482		\$ 100000.	Person <input checked="" type="checkbox"/> Payroll <input type="checkbox"/> Noncash <input type="checkbox"/> (Complete Part II if there is a noncash contribution.)

Name of organization Chamber of Commerce of the USA	Employer identification number 53-0045720
---	---

Part I Contributors (see instructions)

(a) No.	(b) Name, address, and ZIP + 4	(c) Aggregate contributions	(d) Type of contribution
1483		\$ 550000.	Person <input checked="" type="checkbox"/> Payroll <input type="checkbox"/> Noncash <input type="checkbox"/> (Complete Part II if there is a noncash contribution.)
1484		\$ 35000.	Person <input checked="" type="checkbox"/> Payroll <input type="checkbox"/> Noncash <input type="checkbox"/> (Complete Part II if there is a noncash contribution.)
1485		\$ 9000.	Person <input checked="" type="checkbox"/> Payroll <input type="checkbox"/> Noncash <input type="checkbox"/> (Complete Part II if there is a noncash contribution.)
1486		\$ 50000.	Person <input checked="" type="checkbox"/> Payroll <input type="checkbox"/> Noncash <input type="checkbox"/> (Complete Part II if there is a noncash contribution.)
1487		\$ 150000.	Person <input checked="" type="checkbox"/> Payroll <input type="checkbox"/> Noncash <input type="checkbox"/> (Complete Part II if there is a noncash contribution.)
1488		\$ 7500.	Person <input checked="" type="checkbox"/> Payroll <input type="checkbox"/> Noncash <input type="checkbox"/> (Complete Part II if there is a noncash contribution.)

Name of organization Chamber of Commerce of the USA	Employer identification number 53-0045720
---	---

Part I Contributors (see instructions)

(a) No.	(b) Name, address, and ZIP + 4	(c) Aggregate contributions	(d) Type of contribution
1489		\$ 7500.	Person <input checked="" type="checkbox"/> Payroll <input type="checkbox"/> Noncash <input type="checkbox"/> (Complete Part II if there is a noncash contribution.)
1490		\$ 75000.	Person <input checked="" type="checkbox"/> Payroll <input type="checkbox"/> Noncash <input type="checkbox"/> (Complete Part II if there is a noncash contribution.)
1491		\$ 75000.	Person <input checked="" type="checkbox"/> Payroll <input type="checkbox"/> Noncash <input type="checkbox"/> (Complete Part II if there is a noncash contribution.)
1492		\$ 50000.	Person <input checked="" type="checkbox"/> Payroll <input type="checkbox"/> Noncash <input type="checkbox"/> (Complete Part II if there is a noncash contribution.)
		\$ _____	Person <input type="checkbox"/> Payroll <input type="checkbox"/> Noncash <input type="checkbox"/> (Complete Part II if there is a noncash contribution.)
		\$ _____	Person <input type="checkbox"/> Payroll <input type="checkbox"/> Noncash <input type="checkbox"/> (Complete Part II if there is a noncash contribution.)

SCHEDULE C
(Form 990 or 990-EZ)

Political Campaign and Lobbying Activities

OMB No. 1545-0047

For Organizations Exempt From Income Tax Under section 501(c) and section 527

2009

Department of the Treasury
Internal Revenue Service

▶ **Complete if the organization is described below.**

▶ **Attach to Form 990 or Form 990-EZ.** ▶ **See separate instructions.**

Open to Public Inspection

If the organization answered "Yes," to Form 990, Part IV, line 3, or Form 990-EZ, Part VI, line 46 (Political Campaign Activities), then

- Section 501(c)(3) organizations: Complete Parts I-A and B. Do not complete Part I-C.
- Section 501(c) (other than section 501(c)(3)) organizations: Complete Parts I-A and C below. Do not complete Part I-B.
- Section 527 organizations: Complete Part I-A only.

If the organization answered "Yes," to Form 990, Part IV, line 4, or Form 990-EZ, Part VI, line 47 (Lobbying Activities), then

- Section 501(c)(3) organizations that have filed Form 5768 (election under section 501(h)): Complete Part II-A. Do not complete Part II-B.
- Section 501(c)(3) organizations that have NOT filed Form 5768 (election under section 501(h)): Complete Part II-B. Do not complete Part II-A.

If the organization answered "Yes," to Form 990, Part IV, line 5 (Proxy Tax), then

- Section 501(c)(4), (5), or (6) organizations: Complete Part III.

Name of organization **Chamber of Commerce of the USA** Employer identification number **53-0045720**

Part I-A Complete if the organization is exempt under section 501(c) or is a section 527 organization.

- 1 Provide a description of the organization's direct and indirect political campaign activities in Part IV.
- 2 Political expenditures ▶ \$ **847115.**
- 3 Volunteer hours

Part I-B Complete if the organization is exempt under section 501(c)(3).

- 1 Enter the amount of any excise tax incurred by the organization under section 4955 ▶ \$
 - 2 Enter the amount of any excise tax incurred by organization managers under section 4955 ▶ \$
 - 3 If the organization incurred a section 4955 tax, did it file Form 4720 for this year? Yes No
 - 4a Was a correction made? Yes No
- b If "Yes," describe in Part IV.

Part I-C Complete if the organization is exempt under section 501(c), except section 501(c)(3).

- 1 Enter the amount directly expended by the filing organization for section 527 exempt function activities ▶ \$ **847115.**
- 2 Enter the amount of the filing organization's funds contributed to other organizations for section 527 exempt function activities ▶ \$ **0.**
- 3 Total exempt function expenditures. Add lines 1 and 2. Enter here and on Form 1120-POL, line 17b ▶ \$ **847115.**
- 4 Did the filing organization file Form 1120-POL for this year? Yes No
- 5 Enter the names, addresses and employer identification number (EIN) of all section 527 political organizations to which payments were made. For each organization listed, enter the amount paid from the filing organization's funds. Also enter the amount of political contributions received that were promptly and directly delivered to a separate political organization, such as a separate segregated fund or a political action committee (PAC). If additional space is needed, provide information in Part IV.

(a) Name	(b) Address	(c) EIN	(d) Amount paid from filing organization's funds. If none, enter -0-	(e) Amount of political contributions received and promptly and directly delivered to a separate political organization. If none, enter -0-

Part II-A Complete if the organization is exempt under section 501(c)(3) and filed Form 5768 (election under section 501(h)).

- A** Check if the filing organization belongs to an affiliated group.
B Check if the filing organization checked box A and "limited control" provisions apply.

Limits on Lobbying Expenditures (The term "expenditures" means amounts paid or incurred.)	(a) Filing organization's totals	(b) Affiliated group totals												
1a Total lobbying expenditures to influence public opinion (grass roots lobbying)														
b Total lobbying expenditures to influence a legislative body (direct lobbying)														
c Total lobbying expenditures (add lines 1a and 1b)														
d Other exempt purpose expenditures														
e Total exempt purpose expenditures (add lines 1c and 1d)														
f Lobbying nontaxable amount. Enter the amount from the following table in both columns.														
<table border="1" style="width:100%; border-collapse: collapse;"> <thead> <tr> <th style="width:35%;">If the amount on line 1e, column (a) or (b) is:</th> <th style="width:65%;">The lobbying nontaxable amount is:</th> </tr> </thead> <tbody> <tr> <td>Not over \$500,000</td> <td>20% of the amount on line 1e.</td> </tr> <tr> <td>Over \$500,000 but not over \$1,000,000</td> <td>\$100,000 plus 15% of the excess over \$500,000.</td> </tr> <tr> <td>Over \$1,000,000 but not over \$1,500,000</td> <td>\$175,000 plus 10% of the excess over \$1,000,000.</td> </tr> <tr> <td>Over \$1,500,000 but not over \$17,000,000</td> <td>\$225,000 plus 5% of the excess over \$1,500,000.</td> </tr> <tr> <td>Over \$17,000,000</td> <td>\$1,000,000.</td> </tr> </tbody> </table>	If the amount on line 1e, column (a) or (b) is:	The lobbying nontaxable amount is:	Not over \$500,000	20% of the amount on line 1e.	Over \$500,000 but not over \$1,000,000	\$100,000 plus 15% of the excess over \$500,000.	Over \$1,000,000 but not over \$1,500,000	\$175,000 plus 10% of the excess over \$1,000,000.	Over \$1,500,000 but not over \$17,000,000	\$225,000 plus 5% of the excess over \$1,500,000.	Over \$17,000,000	\$1,000,000.		
If the amount on line 1e, column (a) or (b) is:	The lobbying nontaxable amount is:													
Not over \$500,000	20% of the amount on line 1e.													
Over \$500,000 but not over \$1,000,000	\$100,000 plus 15% of the excess over \$500,000.													
Over \$1,000,000 but not over \$1,500,000	\$175,000 plus 10% of the excess over \$1,000,000.													
Over \$1,500,000 but not over \$17,000,000	\$225,000 plus 5% of the excess over \$1,500,000.													
Over \$17,000,000	\$1,000,000.													
g Grassroots nontaxable amount (enter 25% of line 1f)														
h Subtract line 1g from line 1a. If zero or less, enter -0-														
i Subtract line 1f from line 1c. If zero or less, enter -0-														
j If there is an amount other than zero on either line 1h or line 1i, did the organization file Form 4720 reporting section 4911 tax for this year?		<input type="checkbox"/> Yes <input type="checkbox"/> No												

4-Year Averaging Period Under Section 501(h)
 (Some organizations that made a section 501(h) election do not have to complete all of the five columns below. See the instructions for lines 2a through 2f on page 4.)

Lobbying Expenditures During 4-Year Averaging Period					
Calendar year (or fiscal year beginning in)	(a) 2006	(b) 2007	(c) 2008	(d) 2009	(e) Total
2a Lobbying nontaxable amount					
b Lobbying ceiling amount (150% of line 2a, column(e))					
c Total lobbying expenditures					
d Grassroots nontaxable amount					
e Grassroots ceiling amount (150% of line 2d, column (e))					
f Grassroots lobbying expenditures					

Part II-B Complete if the organization is exempt under section 501(c)(3) and has NOT filed Form 5768 (election under section 501(h)).

	(a)		(b)
	Yes	No	Amount
1 During the year, did the filing organization attempt to influence foreign, national, state or local legislation, including any attempt to influence public opinion on a legislative matter or referendum, through the use of:			
a Volunteers?			
b Paid staff or management (include compensation in expenses reported on lines 1c through 1j)?			
c Media advertisements?			
d Mailings to members, legislators, or the public?			
e Publications, or published or broadcast statements?			
f Grants to other organizations for lobbying purposes?			
g Direct contact with legislators, their staffs, government officials, or a legislative body?			
h Rallies, demonstrations, seminars, conventions, speeches, lectures, or any similar means?			
i Other activities? If "Yes," describe in Part IV			
j Total. Add lines 1c through 1i			
2a Did the activities in line 1 cause the organization to be not described in section 501(c)(3)?			
b If "Yes," enter the amount of any tax incurred under section 4912			
c If "Yes," enter the amount of any tax incurred by organization managers under section 4912			
d If the filing organization incurred a section 4912 tax, did it file Form 4720 for this year?			

Part III-A Complete if the organization is exempt under section 501(c)(4), section 501(c)(5), or section 501(c)(6).

	Yes	No
1 Were substantially all (90% or more) dues received nondeductible by members?		X
2 Did the organization make only in-house lobbying expenditures of \$2,000 or less?		X
3 Did the organization agree to carryover lobbying and political expenditures from the prior year?		X

Part III-B Complete if the organization is exempt under section 501(c)(4), section 501(c)(5), or section 501(c)(6) if BOTH Part III-A, lines 1 and 2 are answered "No" OR if Part III-A, line 3 is answered "Yes."

1 Dues, assessments and similar amounts from members	1	193352517.
2 Section 162(e) nondeductible lobbying and political expenditures (do not include amounts of political expenses for which the section 527(f) tax was paid).		
a Current year	2a	123521232.
b Carryover from last year	2b	
c Total	2c	123521232.
3 Aggregate amount reported in section 6033(e)(1)(A) notices of nondeductible section 162(e) dues	3	132050166.
4 If notices were sent and the amount on line 2c exceeds the amount on line 3, what portion of the excess does the organization agree to carryover to the reasonable estimate of nondeductible lobbying and political expenditure next year?	4	
5 Taxable amount of lobbying and political expenditures (see instructions)	5	-8528934.

Part IV Supplemental Information

Complete this part to provide the descriptions required for Part I-A, line 1; Part I-B, line 4; Part I-C, line 5; and Part II-B, line 1i. Also, complete this part for any additional information.

The Chamber engaged in public education activities in support of its mission, which includes advancing the interests and concerns of business, economic growth, and the free enterprise system. In pursuit of these goals, the Chamber spends funds directly, or works with other organizations with similar missions.

Schedule D
(Form 990)

Department of the Treasury
Internal Revenue Service

Supplemental Financial Statements

▶ Complete if the organization answered "Yes," to Form 990, Part IV, line 6, 7, 8, 9, 10, 11, or 12.
▶ Attach to Form 990. ▶ See separate instructions.

OMB No. 1545-0047

2009

Open to Public Inspection

Name of the organization **Chamber of Commerce of the USA** Employer identification number **53-0045720**

Part I Organizations Maintaining Donor Advised Funds or Other Similar Funds or Accounts. Complete if the organization answered "Yes" to Form 990, Part IV, line 6.

	(a) Donor advised funds	(b) Funds and other accounts
1 Total number at end of year		
2 Aggregate contributions to (during year)		
3 Aggregate grants from (during year)		
4 Aggregate value at end of year		
5 Did the organization inform all donors and donor advisors in writing that the assets held in donor advised funds are the organization's property, subject to the organization's exclusive legal control? <input type="checkbox"/> Yes <input type="checkbox"/> No		
6 Did the organization inform all grantees, donors, and donor advisors in writing that grant funds can be used only for charitable purposes and not for the benefit of the donor or donor advisor, or for any other purpose conferring impermissible private benefit? <input type="checkbox"/> Yes <input type="checkbox"/> No		

Part II Conservation Easements. Complete if the organization answered "Yes" to Form 990, Part IV, line 7.

1 Purpose(s) of conservation easements held by the organization (check all that apply).

Preservation of land for public use (e.g., recreation or pleasure) Preservation of an historically important land area

Protection of natural habitat Preservation of a certified historic structure

Preservation of open space

2 Complete lines 2a through 2d if the organization held a qualified conservation contribution in the form of a conservation easement on the last day of the tax year.

	Held at the End of the Tax Year
a Total number of conservation easements	2a
b Total acreage restricted by conservation easements	2b
c Number of conservation easements on a certified historic structure included in (a)	2c
d Number of conservation easements included in (c) acquired after 8/17/06	2d

3 Number of conservation easements modified, transferred, released, extinguished, or terminated by the organization during the tax year ▶ _____

4 Number of states where property subject to conservation easement is located ▶ _____

5 Does the organization have a written policy regarding the periodic monitoring, inspection, handling of violations, and enforcement of the conservation easements it holds? Yes No

6 Staff and volunteer hours devoted to monitoring, inspecting, and enforcing conservation easements during the year ▶ _____

7 Amount of expenses incurred in monitoring, inspecting, and enforcing conservation easements during the year ▶ \$ _____

8 Does each conservation easement reported on line 2(d) above satisfy the requirements of section 170(h)(4)(B)(i) and section 170(h)(4)(B)(ii)? Yes No

9 In Part XIV, describe how the organization reports conservation easements in its revenue and expense statement, and balance sheet, and include, if applicable, the text of the footnote to the organization's financial statements that describes the organization's accounting for conservation easements.

Part III Organizations Maintaining Collections of Art, Historical Treasures, or Other Similar Assets.

Complete if the organization answered "Yes" to Form 990, Part IV, line 8.

1a If the organization elected, as permitted under SFAS 116, not to report in its revenue statement and balance sheet works of art, historical treasures, or other similar assets held for public exhibition, education, or research in furtherance of public service, provide, in Part XIV, the text of the footnote to its financial statements that describes these items.

b If the organization elected, as permitted under SFAS 116, to report in its revenue statement and balance sheet works of art, historical treasures, or other similar assets held for public exhibition, education, or research in furtherance of public service, provide the following amounts relating to these items:

(i) Revenues included in Form 990, Part VIII, line 1 ▶ \$ _____

(ii) Assets included in Form 990, Part X ▶ \$ _____

2 If the organization received or held works of art, historical treasures, or other similar assets for financial gain, provide the following amounts required to be reported under SFAS 116 relating to these items:

a Revenues included in Form 990, Part VIII, line 1 ▶ \$ _____

b Assets included in Form 990, Part X ▶ \$ _____

Part III Organizations Maintaining Collections of Art, Historical Treasures, or Other Similar Assets (continued)

3 Using the organization's acquisition, accession, and other records, check any of the following that are a significant use of its collection items (check all that apply):

- a Public exhibition
- b Scholarly research
- c Preservation for future generations
- d Loan or exchange programs
- e Other _____

4 Provide a description of the organization's collections and explain how they further the organization's exempt purpose in Part XIV.

5 During the year, did the organization solicit or receive donations of art, historical treasures, or other similar assets to be sold to raise funds rather than to be maintained as part of the organization's collection? Yes No

Part IV Escrow and Custodial Arrangements. Complete if organization answered "Yes" to Form 990, Part IV, line 9, or reported an amount on Form 990, Part X, line 21.

1a Is the organization an agent, trustee, custodian or other intermediary for contributions or other assets not included on Form 990, Part X? Yes No

b If "Yes," explain the arrangement in Part XIV and complete the following table:

	Amount
1c	
1d	
1e	
1f	

- c Beginning balance
- d Additions during the year
- e Distributions during the year
- f Ending balance

2a Did the organization include an amount on Form 990, Part X, line 21? Yes No

b If "Yes," explain the arrangement in Part XIV.

Part V Endowment Funds. Complete if the organization answered "Yes" to Form 990, Part IV, line 10.

	(a) Current year	(b) Prior year	(c) Two years back	(d) Three years back	(e) Four years back
1a Beginning of year balance					
b Contributions					
c Net investment earnings, gains, and losses					
d Grants or scholarships					
e Other expenditures for facilities and programs					
f Administrative expenses					
g End of year balance					

2 Provide the estimated percentage of the year end balance held as:

- a Board designated or quasi-endowment _____ %
- b Permanent endowment _____ %
- c Term endowment _____ %

3a Are there endowment funds not in the possession of the organization that are held and administered for the organization by:

	Yes	No
(i) unrelated organizations		
(ii) related organizations		
b If "Yes" to 3a(ii), are the related organizations listed as required on Schedule R?		

4 Describe in Part XIV the intended uses of the organization's endowment funds.

Part VI Investments - Land, Buildings, and Equipment. See Form 990, Part X, line 10.

Description of investment	(a) Cost or other basis (investment)	(b) Cost or other basis (other)	(c) Accumulated depreciation	(d) Book value
1a Land		1386342.		1386342.
b Buildings		34638469.	23897963.	10740506.
c Leasehold improvements				
d Equipment		3492168.	2758562.	733606.
e Other		7387527.	6679085.	708442.
Total. Add lines 1a through 1e. (Column (d) must equal Form 990, Part X, column (B), line 10(c).)				13568896.

Part VII Investments - Other Securities. See Form 990, Part X, line 12.

(a) Description of security or category (including name of security)	(b) Book value	(c) Method of valuation: Cost or end-of-year market value
Financial derivatives		
Closely-held equity interests		
Other		
Total. (Col (b) must equal Form 990, Part X, col (B) line 12.) ▶		

Part VIII Investments - Program Related. See Form 990, Part X, line 13.

(a) Description of investment type	(b) Book value	(c) Method of valuation: Cost or end-of-year market value
Total. (Col (b) must equal Form 990, Part X, col (B) line 13.) ▶		

Part IX Other Assets. See Form 990, Part X, line 15.

(a) Description	(b) Book value
Total. (Column (b) must equal Form 990, Part X, col (B) line 15.) ▶	

Part X Other Liabilities. See Form 990, Part X, line 25.

1. (a) Description of liability	(b) Amount
Federal income taxes	
Accrued Actuarial Liabilities	60680547.
Loans from related organizations	19717134.
Intercompany accounting	7607844.
Total. (Column (b) must equal Form 990, Part X, col (B) line 25.) ▶	88005525.

2. FIN 48 Footnote. In Part XIV, provide the text of the footnote to the organization's financial statements that reports the organization's liability for uncertain tax positions under FIN 48.

Part XI Reconciliation of Change in Net Assets from Form 990 to Audited Financial Statements

1	Total revenue (Form 990, Part VIII, column (A), line 12)	1	214617809.
2	Total expenses (Form 990, Part IX, column (A), line 25)	2	210732339.
3	Excess or (deficit) for the year. Subtract line 2 from line 1	3	3885470.
4	Net unrealized gains (losses) on investments	4	-1487.
5	Donated services and use of facilities	5	
6	Investment expenses	6	
7	Prior period adjustments	7	
8	Other (Describe in Part XIV.)	8	491562.
9	Total adjustments (net). Add lines 4 through 8	9	490075.
10	Excess or (deficit) for the year per audited financial statements. Combine lines 3 and 9	10	4375545.

Part XII Reconciliation of Revenue per Audited Financial Statements With Revenue per Return

1	Total revenue, gains, and other support per audited financial statements	1	262890778.
2	Amounts included on line 1 but not on Form 990, Part VIII, line 12:		
a	Net unrealized gains on investments	2a	-1487.
b	Donated services and use of facilities	2b	951529.
c	Recoveries of prior year grants	2c	
d	Other (Describe in Part XIV.)	2d	55082405.
e	Add lines 2a through 2d	2e	56032447.
3	Subtract line 2e from line 1	3	206858331.
4	Amounts included on Form 990, Part VIII, line 12, but not on line 1:		
a	Investment expenses not included on Form 990, Part VIII, line 7b	4a	
b	Other (Describe in Part XIV.)	4b	7759478.
c	Add lines 4a and 4b	4c	7759478.
5	Total revenue. Add lines 3 and 4c. (This must equal Form 990, Part I, line 12.)	5	214617809.

Part XIII Reconciliation of Expenses per Audited Financial Statements With Expenses per Return

1	Total expenses and losses per audited financial statements	1	250868558.
2	Amounts included on line 1 but not on Form 990, Part IX, line 25:		
a	Donated services and use of facilities	2a	951529.
b	Prior year adjustments	2b	
c	Other losses	2c	
d	Other (Describe in Part XIV.)	2d	46944168.
e	Add lines 2a through 2d	2e	47895697.
3	Subtract line 2e from line 1	3	202972861.
4	Amounts included on Form 990, Part IX, line 25, but not on line 1:		
a	Investment expenses not included on Form 990, Part VIII, line 7b	4a	
b	Other (Describe in Part XIV.)	4b	7759478.
c	Add lines 4a and 4b	4c	7759478.
5	Total expenses. Add lines 3 and 4c. (This must equal Form 990, Part I, line 18.)	5	210732339.

Part XIV Supplemental Information

Complete this part to provide the descriptions required for Part II, lines 3, 5, and 9; Part III, lines 1a and 4; Part IV, lines 1b and 2b; Part V, line 4; Part X, line 2; Part XI, line 8; Part XII, lines 2d and 4b; and Part XIII, lines 2d and 4b. Also complete this part to provide any additional information.

FIN 48 footnote from 2009 audit:

In June 2006, the Financial Accounting Standards Board (FASB) issued FASB Interpretation No.48, Accounting for Uncertainty in Income Taxes, an interpretation of FASB Statement No. 109 (FIN 48). FIN 48 is now codified in FASB Accounting Standards Codification (ASC) Topic 740, Income Taxes. ASC 740 addresses the determination of how tax benefits claimed or expected to be claimed on a tax return should be recorded in the financial

Part XIV Supplemental information (continued)

statements. Additionally, the tax benefit from an uncertain tax position must be recognized only if it is more-likely-than-not that the tax position will be sustained upon examination by the tax authorities. ASC 740 is effective for the Chamber and all of its affiliates beginning January 1, 2009. Management's reassessment of its tax positions in accordance with the adoption of ASC 740 did not have a material impact on the results of Chamber's operations or financial position. Further, management's analysis of uncertain tax positions as required under ASC 740 determined that the company had no uncertain tax positions and as such, no liability has been recorded as of December 31, 2009. Management does not anticipate any material changes in this position in the next 12 months.

Schedule D Part XI Number 8:

The \$491,562 is made up of:

Adjustment of Minimum Pension Reserve	491,561
Rounding	1
	\$491,562

Schedule D Part XII Number 2d:

The \$55,082,405 is made up of:

Affiliated organizations revenue	54,926,843
Rental expenses to line 6b on 990	155,563
Rounding	(1)

Part XIV Supplemental Information (continued)

55,082,405

Schedule D Part XII Number 4b:

The \$7,759,478 is made up of intercompany eliminations.

Schedule D Part XIII Number 2d:

The \$46,944,168 is made up of:

Affiliated organizations expense 46,788,605

Rental expenses to line 6b on 990 155,563

46,944,168

Schedule D Part XIII Number 4b:

The \$7,759,478 is made up of intercompany eliminations.

**Schedule F
(Form 990)**

Department of the Treasury
Internal Revenue Service

Statement of Activities Outside the United States

▶ Complete if the organization answered "Yes" to Form 990,
Part IV, line 14b, 15, or 16.
▶ Attach to Form 990. ▶ See separate instructions.

OMB No. 1545-0047

2009

Open to Public
Inspection

Name of the organization: **Chamber of Commerce of the USA**
Employer Identification number: **53-0045720**

Part I General Information on Activities Outside the United States. Complete if the organization answered "Yes" to Form 990, Part IV, line 14b.

1 For grantmakers. Does the organization maintain records to substantiate the amount of the grants or assistance, the grantees' eligibility for the grants or assistance, and the selection criteria used to award the grants or assistance? Yes No

2 For grantmakers. Describe in Part IV the organization's procedures for monitoring the use of grant funds outside the United States.

3 Activities per Region. (Use Schedule F-1 (Form 990) if additional space is needed.)

(a) Region	(b) Number of offices in the region	(c) Number of employees or agents in region	(d) Activities conducted in region (by type) (i.e., fundraising, program services, grants to recipients located in the region)	(e) If activity listed in (d) is a program service, describe specific type of service(s) in region	(f) Total expenditures for region
South Asia	1	2	Fundraising and programs services associated with the US-India Business Council.	Membership benefits of the US-India Business Council.	383433.
Europe	1	2	Member services in Brussels.	Business advocacy in Europe.	466333.
Europe	0	0	Seminars and speaking engagements	Business advocacy in Europe.	745183.
South Asia	0	0	Seminars and speaking engagements	Business advocacy in South Asia.	100276.
East Asia and the Pacific	0	0	Seminars and speaking engagements	Business advocacy in East Asia.	906213.
Middle East and North Africa	0	0	Seminars and speaking engagements	Business advocacy in the Middle East.	104921.
Russia and the Newly Independent States	0	0	Seminars and speaking engagements	Business advocacy in Russia and the former USSR.	23630.
South America	0	0	Seminars and speaking engagements	Business advocacy in South America.	215606.
Totals	2	4			3059701.

LHA For Privacy Act and Paperwork Reduction Act Notice, see the Instructions for Form 990.

Schedule F (Form 990) 2009

53-0045720

Chamber of Commerce of the USA

Schedule F (Form 990) 2009

Part I Grants and Other Assistance to Organizations or Entities Outside the United States. Complete if the organization answered "Yes" to Form 990, Part IV, line 15, for any recipient who received more than \$5,000. Check this box if no one recipient received more than \$5,000 Use Schedule F-1 (Form 990) if additional space is needed.

Input box with arrow

Table with 10 columns: (a) Name of organization, (b) IRS code section and EIN, (c) Region, (d) Purpose of grant, (e) Amount of cash grant, (f) Manner of cash disbursement, (g) Amount of non-cash assistance, (h) Description of non-cash assistance, (i) Method of valuation. The table contains 8 rows of data.

2 Enter total number of recipient organizations listed above that are recognized as charities by the foreign country, recognized as tax-exempt by the IRS, or for which the grantee or counsel has provided a section 501(c)(3) equivalency letter

3 Enter total number of other organizations or entities

Part III Grants and Other Assistance to Individuals Outside the United States. Complete if the organization answered "Yes" to Form 990, Part IV, line 16.

Use Schedule F-1 (Form 990) if additional space is needed.

(a) Type of grant or assistance	(b) Region	(c) Number of recipients	(d) Amount of cash grant	(e) Manner of cash disbursement	(f) Amount of non-cash assistance	(g) Description of non-cash assistance	(h) Method of valuation (book, FMV, appraisal, other)

SCHEDULE F-1
(Form 990)

Continuation Sheet for Schedule F (Form 990)

OMB No. 1545-0047

2009

Open to Public Inspection

Department of the Treasury
Internal Revenue Service

▶ Attach to Form 990 to list additional information for
Schedule F (Form 990) Part I, line 3; Part II, line 1; or Part III.
▶ See instructions for Schedule F (Form 990).

Name of the organization **Chamber of Commerce of the USA** Employer identification number **53-0045720**

Part I Continuation of Activities per Region. (Schedule F (Form 990), Part I, line 3)					
(a) Region	(b) Number of offices in the region	(c) Number of employees or agents in region	(d) Activities conducted in region (by type) (i.e., fundraising, program services, grants to recipients located in the region)	(e) If activity listed in (d) is a program service, describe specific type of service(s) in region	(f) Total expenditures for region
Sub Saharan Africa	0	0	Seminars and speaking engagements	Business advocacy in Sub Saharan Africa.	16120.
Central America and the Carribean	0	0	Seminars and speaking engagements	Business advocacy in Central America and the Carribean.	991.
North America	0	0	Seminars and speaking engagements	Business advocacy in North America.	96995.
Totals					114106.

SCHEDULE G
(Form 990 or 990-EZ)

Department of the Treasury
Internal Revenue Service

**Supplemental Information Regarding
Fundraising or Gaming Activities**

▶ Complete if the organization answered "Yes" to Form 990, Part IV, lines 17, 18, or 19,
or if the organization entered more than \$15,000 on Form 990-EZ, line 6a.
▶ Attach to Form 990 or Form 990-EZ. ▶ See separate instructions.

OMB No. 1545-0047

2009

Open To Public
Inspection

Name of the organization **Chamber of Commerce of the USA** Employer identification number **53-0045720**

Part I Fundraising Activities. Complete if the organization answered "Yes" to Form 990, Part IV, line 17. Form 990-EZ filers are not required to complete this part.

- 1 Indicate whether the organization raised funds through any of the following activities. Check all that apply.
- a Mail solicitations
 - b Internet and email solicitations
 - c Phone solicitations
 - d In-person solicitations
 - e Solicitation of non-government grants
 - f Solicitation of government grants
 - g Special fundraising events
- 2 a Did the organization have a written or oral agreement with any individual (including officers, directors, trustees or key employees listed in Form 990, Part VII) or entity in connection with professional fundraising services? Yes No
- b If "Yes," list the ten highest paid individuals or entities (fundraisers) pursuant to agreements under which the fundraiser is to be compensated at least \$5,000 by the organization.

(i) Name of individual or entity (fundraiser)	(ii) Activity	(iii) Did fundraiser have custody or control of contributions?		(iv) Gross receipts from activity	(v) Amount paid to (or retained by) fundraiser listed in col. (i)	(vi) Amount paid to (or retained by) organization
		Yes	No			
Carol Hallett	General fundraising		X	4863608.	233332.	4630276.
R James Nicholson	General fundraising		X	3000000.	102256.	2897744.
Stacey Lukens	General fundraising		X	2200000.	120470.	2079530.
Brandon Sweitzer	General fundraising		X	870000.	249996.	620004.
Total				10933608.	706054.	10227554.

3 List all states in which the organization is registered or licensed to solicit funds or has been notified it is exempt from registration or licensing.

Part II Fundraising Events. Complete if the organization answered "Yes" to Form 990, Part IV, line 18, or reported more than \$15,000 on Form 990-EZ, line 6a. List events with gross receipts greater than \$5,000.

		(a) Event #1	(b) Event #2	(c) Other events	(d) Total events
		(event type)	(event type)	(total number)	(add col. (a) through col. (c))
Revenue	1	Gross receipts			
	2	Less: Charitable contributions			
	3	Gross income (line 1 minus line 2)			
Direct Expenses	4	Cash prizes			
	5	Noncash prizes			
	6	Rent/facility costs			
	7	Food and beverages			
	8	Entertainment			
	9	Other direct expenses			
	10	Direct expense summary. Add lines 4 through 9 in column (d)			()
	11	Net income summary. Combine line 3, column (d), and line 10			

Part III Gaming. Complete if the organization answered "Yes" to Form 990, Part IV, line 19, or reported more than \$15,000 on Form 990-EZ, line 6a.

		(a) Bingo	(b) Pull tabs/instant bingo/progressive bingo	(c) Other gaming	(d) Total gaming (add col. (a) through col. (c))
Revenue	1	Gross revenue			
Direct Expenses	2	Cash prizes			
	3	Noncash prizes			
	4	Rent/facility costs			
	5	Other direct expenses			
	6	Volunteer labor	<input type="checkbox"/> Yes _____ % <input type="checkbox"/> No	<input type="checkbox"/> Yes _____ % <input type="checkbox"/> No	<input type="checkbox"/> Yes _____ % <input type="checkbox"/> No
	7	Direct expense summary. Add lines 2 through 5 in column (d)			()
	8	Net gaming income summary. Combine line 1, column (d), and line 7			

9 Enter the state(s) in which the organization operates gaming activities: _____

a Is the organization licensed to operate gaming activities in each of these states? _____

b If "No," explain: _____

10a Were any of the organization's gaming licenses revoked, suspended or terminated during the tax year? _____

b If "Yes," explain: _____

11 Does the organization operate gaming activities with nonmembers? _____

12 Is the organization a grantor, beneficiary or trustee of a trust or a member of a partnership or other entity formed to administer charitable gaming? _____

	Yes	No
9a		
10a		
11		
12		

		Yes	No
13 Indicate the percentage of gaming activity operated in:			
a The organization's facility	13a	%	
b An outside facility	13b	%	
14 Enter the name and address of the person who prepares the organization's gaming/special events books and records:			
Name ▶ _____			
Address ▶ _____			
15a Does the organization have a contract with a third party from whom the organization receives gaming revenue?			
15a			
b If "Yes," enter the amount of gaming revenue received by the organization ▶ \$ _____ and the amount of gaming revenue retained by the third party ▶ \$ _____.			
c If "Yes," enter name and address of the third party:			
Name ▶ _____			
Address ▶ _____			
16 Gaming manager information:			
Name ▶ _____			
Gaming manager compensation ▶ \$ _____			
Description of services provided ▶ _____			

<input type="checkbox"/> Director/officer <input type="checkbox"/> Employee <input type="checkbox"/> Independent contractor			
17 Mandatory distributions:			
a Is the organization required under state law to make charitable distributions from the gaming proceeds to retain the state gaming license?			
17a			
b Enter the amount of distributions required under state law to be distributed to other exempt organizations or spent in the organization's own exempt activities during the tax year ▶ \$ _____			

**SCHEDULE J
(Form 990)**

Department of the Treasury
Internal Revenue Service

Compensation Information

For certain Officers, Directors, Trustees, Key Employees, and Highest Compensated Employees

▶ Complete if the organization answered "Yes" to Form 990, Part IV, line 23.

▶ Attach to Form 990. ▶ See separate instructions.

OMB No. 1545-0047

2009

Open to Public Inspection

Name of the organization

Chamber of Commerce of the USA

Employer identification number

53-0045720

Part I Questions Regarding Compensation

	Yes	No
<p>1a Check the appropriate box(es) if the organization provided any of the following to or for a person listed in Form 990, Part VII, Section A, line 1a. Complete Part III to provide any relevant information regarding these items.</p> <p><input checked="" type="checkbox"/> First-class or charter travel <input type="checkbox"/> Housing allowance or residence for personal use</p> <p><input checked="" type="checkbox"/> Travel for companions <input type="checkbox"/> Payments for business use of personal residence</p> <p><input checked="" type="checkbox"/> Tax indemnification and gross-up payments <input checked="" type="checkbox"/> Health or social club dues or initiation fees</p> <p><input type="checkbox"/> Discretionary spending account <input checked="" type="checkbox"/> Personal services (e.g., maid, chauffeur, chef)</p>		
<p>b If any of the boxes on line 1a are checked, did the organization follow a written policy regarding payment or reimbursement or provision of all of the expenses described above? If "No," complete Part III to explain</p>	X	
<p>2 Did the organization require substantiation prior to reimbursing or allowing expenses incurred by all officers, directors, trustees, and the CEO/Executive Director, regarding the items checked in line 1a?</p>	X	
<p>3 Indicate which, if any, of the following the organization uses to establish the compensation of the organization's CEO/Executive Director. Check all that apply.</p> <p><input checked="" type="checkbox"/> Compensation committee <input checked="" type="checkbox"/> Written employment contract</p> <p><input checked="" type="checkbox"/> Independent compensation consultant <input checked="" type="checkbox"/> Compensation survey or study</p> <p><input checked="" type="checkbox"/> Form 990 of other organizations <input checked="" type="checkbox"/> Approval by the board or compensation committee</p>		
<p>4 During the year, did any person listed in Form 990, Part VII, Section A, line 1a, with respect to the filing organization or a related organization:</p> <p>a Receive a severance payment or change-of-control payment?</p>		X
<p>b Participate in, or receive payment from, a supplemental nonqualified retirement plan?</p>	X	
<p>c Participate in, or receive payment from, an equity-based compensation arrangement?</p> <p>If "Yes" to any of lines 4a-c, list the persons and provide the applicable amounts for each item in Part III.</p>		X
<p>Only section 501(c)(3) and 501(c)(4) organizations must complete lines 5-9.</p>		
<p>5 For persons listed in Form 990, Part VII, Section A, line 1a, did the organization pay or accrue any compensation contingent on the revenues of:</p> <p>a The organization?</p>		
<p>b Any related organization?</p> <p>If "Yes" to line 5a or 5b, describe in Part III.</p>		
<p>6 For persons listed in Form 990, Part VII, Section A, line 1a, did the organization pay or accrue any compensation contingent on the net earnings of:</p> <p>a The organization?</p>		
<p>b Any related organization?</p> <p>If "Yes" to line 6a or 6b, describe in Part III.</p>		
<p>7 For persons listed in Form 990, Part VII, Section A, line 1a, did the organization provide any non-fixed payments not described in lines 5 and 6? If "Yes," describe in Part III</p>		
<p>8 Were any amounts reported in Form 990, Part VII, paid or accrued pursuant to a contract that was subject to the initial contract exception described in Regs. section 53.4958-4(a)(3)? If "Yes," describe in Part III</p>		
<p>9 If "Yes" to line 8, did the organization also follow the rebuttable presumption procedure described in Regulations section 53.4958-6(c)?</p>		

LHA For Privacy Act and Paperwork Reduction Act Notice, see the Instructions for Form 990.

Schedule J (Form 990) 2009

Part III Officers, Directors, Trustees, Key Employees, and Highest Compensated Employees. Use Schedule J-1 if additional space is needed.

For each individual whose compensation must be reported in Schedule J, report compensation from the organization on row (i) and from related organizations, described in the instructions, on row (ii). Do not list any individuals that are not listed on Form 990, Part VII.

Note. The sum of columns (B)(i)-(iii) must equal the applicable column (D) or column (E) amounts on Form 990, Part VII, line 1a.

(A) Name	(B) Breakdown of W-2 and/or 1099-MISC compensation			(C) Retirement and other deferred compensation	(D) Nontaxable benefits	(E) Total of columns (B)(i)-(D)	(F) Compensation reported in prior Form 990 or Form 990-EZ
	(i) Base compensation	(ii) Bonus & incentive compensation	(iii) Other reportable compensation				
Thomas J Donohue	(i) 1050010. (ii) 0. (iii) 0.	2550000. 0. 0.	85005. 0. 0.	51500. 0. 0.	10746. 0. 0.	3747261. 0. 0.	0. 0. 0.
Greg Lebedev	(i) 202177. (ii) 0. (iii) 450000.	0. 0. 350000.	0. 0. 14892.	0. 0. 15925.	0. 0. 14309.	202177. 0. 845126.	0. 0. 0.
Steven J Law	(i) 0. (ii) 275000. (iii) 0.	0. 80000. 0.	0. 21178. 0.	0. 55500. 0.	0. 13921. 0.	0. 445599. 0.	0. 0. 0.
Stan M Harrell	(i) 720000. (ii) 0. (iii) 600000.	830000. 0. 400000.	42458. 0. 198009.	15925. 0. 131700.	14309. 0. 10746.	1622692. 0. 1340455.	0. 0. 0.
Robert B Josten	(i) 0. (ii) 500000. (iii) 0.	0. 350000. 0.	0. 93316. 0.	0. 29900. 0.	0. 14309. 0.	0. 987525. 0.	0. 0. 0.
David Chavern	(i) 240000. (ii) 0. (iii) 500000.	75000. 0. 325000.	27800. 0. 17813.	135300. 0. 15925.	852. 0. 14309.	478952. 0. 873047.	0. 0. 0.
Shannon DiBari	(i) 0. (ii) 300000. (iii) 0.	0. 375000. 0.	0. 89577. 0.	0. 43300. 0.	0. 6072. 0.	0. 813949. 0.	0. 0. 0.
Thomas J Collamore	(i) 315000. (ii) 0. (iii) 283846.	325000. 0. 250000.	86785. 0. 65897.	53100. 0. 55600.	1085. 0. 13689.	780970. 0. 669032.	0. 0. 0.
William C Miller (Fmr Key)	(i) 0. (ii) 375000. (iii) 0.	0. 175000. 0.	0. 34831. 0.	0. 48800. 0.	0. 10669. 0.	0. 644300. 0.	0. 0. 0.
David T Hirschmann	(i) 249996. (ii) 0. (iii) 116081.	0. 0. 0.	0. 0. 0.	0. 0. 0.	0. 0. 0.	249996. 0. 116081.	0. 0. 0.
Myron A Brilliant	(i) 0. (ii) 260993. (iii) 0.	0. 155000. 0.	0. 60595. 0.	0. 20300. 0.	0. 0. 0.	0. 496888. 0.	0. 0. 0.
Carl N Grant	(i) 0. (ii) 0. (iii) 0.	0. 0. 0.	0. 0. 0.	0. 0. 0.	0. 0. 0.	0. 249996. 0.	0. 0. 0.
Brandon Sweitzer	(i) 0. (ii) 0. (iii) 0.	0. 0. 0.	0. 0. 0.	0. 0. 0.	0. 0. 0.	0. 116081. 0.	0. 0. 0.
Stephen Bokat	(i) 0. (ii) 0. (iii) 0.	0. 0. 0.	0. 0. 0.	0. 0. 0.	0. 0. 0.	0. 0. 0.	0. 0. 0.
Daniel Christman	(i) 260993. (ii) 0. (iii) 0.	155000. 0. 0.	60595. 0. 0.	20300. 0. 0.	0. 0. 0.	496888. 0. 0.	0. 0. 0.

Part III Supplemental Information

Complete this part to provide the information, explanation, or descriptions required for Part I, lines 1a, 1b, 4c, 5a, 5b, 6a, 6b, 7, and 8. Also complete this part for any additional information.

Part I, Line 1a:

Charter air travel is provided to four of the individuals listed, a portion of which is treated as taxable compensation. First class business travel is available to the President/CEO, designated employees, and for international travel to Asia. Eight of the individuals listed in Part VII of the core form utilized first class travel at least once. Travel for companions is available for business purposes only, when companions are invited and expected to attend. Eight of the individuals listed in Part VII of the core form utilized travel for companions at least once. None of these are treated as taxable benefits.

Gross up payments are added to supplemental pension benefits. These benefits are reported as taxable benefits and are available to all employees with compensation exceeding the ERISA limit.

Social club dues are available to six of the individuals listed in Part VII of the core form for business use only. They are not treated as taxable benefits.

Part III Supplemental Information

Complete this part to provide the information, explanation, or descriptions required for Part I, lines 1a, 1b, 4c, 5a, 5b, 6a, 6b, 7, and 8. Also complete this part for any additional information.

Chauffeur services are available to two of the individuals listed in Part

VII of the core form for business use only. They are not treated as taxable benefits.

Part I, Line 4b: Supplemental Pension list:

Robert Bruce Josten 197,600

David Chavern 95,209

William Miller 84,039

David Hirschmann 82,914

Agnes Warfield 43,508

Carl Grant 27,312

Shannon DiBari 26,434

Stan Harrell 22,259

Steven Law 18,653

The Supplemental Pension Plan provides cash payments to participants based on a formula that coordinates with the benefits that cannot be paid by the Retirement Plan due to the qualified plan pay cap under the law.

SCHEDULE J-2
(Form 990)

Department of the Treasury
Internal Revenue Service

Continuation Sheet for Form 990

▶ Attach to Form 990 to list additional information for Form 990, Part VII, Section A, line 1a.
▶ See the Instructions for Form 990.

OMB No. 1545-0047

2009

Open to Public Inspection

Name of the Organization

Chamber of Commerce of the USA

Employer identification number
53-0045720

Part I Continuation of Officers, Directors, Trustees, Key Employees, and Highest Compensated Employees

(A) Name and title	(B) Average hours per week	(C) Position (check all that apply)						(D) Reportable compensation from the organization (W-2/1099-MISC)	(E) Reportable compensation from related organizations (W-2/1099-MISC)	(F) Estimated amount of other compensation from the organization and related organizations
		Individual trustee or director	Institutional trustee	Officer	Key employee	Highest compensated employee	Former			
Donald J. Sterhan Director	1.00	X						0.	0.	0.
Donald L. Correll Director	1.00	X						0.	0.	0.
Donald M. James Director	1.00	X						0.	0.	0.
Douglas A. Sgarro Director	1.00	X						0.	0.	0.
Edward B. Dinan Director	1.00	X						0.	0.	0.
Edward Wanandi Director	1.00	X						0.	0.	0.
Frank L. VanderSloot Reg Vice Chair(NW)/Dir	1.00	X						0.	0.	0.
Frank Sullivan Director	1.00	X						0.	0.	0.
Fred Kaiser Director	1.00	X						0.	0.	0.
Fredrick D. Palmer Director	1.00	X						0.	0.	0.
G. Edison Holland Jr Director	1.00	X						0.	0.	0.
Gary J. Taylor Director	1.00	X						0.	0.	0.
Gary M Mabrey, III Director	1.00	X						0.	0.	0.
Gary Rutledge Director	1.00	X						0.	0.	0.
George L. Argyros Director	1.00	X						0.	0.	0.
George Nolen Director	1.00	X						0.	0.	0.
Gerald L. Shaheen Senior Council/Director	1.00	X						0.	0.	0.
Gerard K. Meuchner Director	1.00	X						0.	0.	0.
Greg Lebedev Director	1.00	X						0.	202177.	0.
Gregory Irace Director	1.00	X						0.	0.	0.

SCHEDULE J-2
(Form 990)

Department of the Treasury
Internal Revenue Service

Continuation Sheet for Form 990

▶ Attach to Form 990 to list additional information for Form 990, Part VII, Section A, line 1a.
▶ See the Instructions for Form 990.

OMB No. 1545-0047

2009

Open to Public Inspection

Name of the Organization

Chamber of Commerce of the USA

Employer Identification number
53-0045720

Part I Continuation of Officers, Directors, Trustees, Key Employees, and Highest Compensated Employees

(A) Name and title	(B) Average hours per week	(C) Position (check all that apply)						(D) Reportable compensation from the organization (W-2/1099-MISC)	(E) Reportable compensation from related organizations (W-2/1099-MISC)	(F) Estimated amount of other compensation from the organization and related organizations
		Individual trustee or director	Institutional trustee	Officer	Key employee	Highest compensated employee	Former			
H. Thomas Watkins Director	1.00	X						0.	0.	0.
Harland Stonecipher Director	1.00	X						0.	0.	0.
Harold L. Jackson Director	1.00	X						0.	0.	0.
Harry C. Alford Director	1.00	X						0.	0.	0.
Harry W. Clark Director	1.00	X						0.	0.	0.
James A. Hixon Director	1.00	X						0.	0.	0.
James B. Lee, Jr. Director	1.00	X						0.	0.	0.
James C. Carter Director	1.00	X						0.	0.	0.
James E. Rogers Director	1.00	X						0.	0.	0.
James E. Rutrough Director	1.00	X						0.	0.	0.
James L. Hebe Director	1.00	X						0.	0.	0.
James M. Guyette Director	1.00	X						0.	0.	0.
James M. Wordsworth Director	1.00	X						0.	0.	0.
James W. Cicconi Director	1.00	X						0.	0.	0.
James W. Mendenhall Director	1.00	X						0.	0.	0.
Jan L. Jones Reg Vice Chair(West)/Dir	1.00	X						0.	0.	0.
Jeffrey C. Crowe Senior Council/Director	1.00	X						0.	0.	0.
Jeffrey D. Holley Director	1.00	X						0.	0.	0.
Jeffry Sterba Director	1.00	X						0.	0.	0.
Joan McCoy Director	1.00	X						0.	0.	0.

LHA For Privacy Act and Paperwork Reduction Act Notice, see the Instructions for Form 990.

Schedule J-2 (Form 990) 2009

SCHEDULE J-2
(Form 990)

Department of the Treasury
Internal Revenue Service

Continuation Sheet for Form 990

▶ Attach to Form 990 to list additional information for Form 990, Part VII, Section A, line 1a.
▶ See the Instructions for Form 990.

OMB No. 1545-0047

2009

Open to Public
Inspection

Name of the Organization

Chamber of Commerce of the USA

Employer Identification number
53-0045720

Part I Continuation of Officers, Directors, Trustees, Key Employees, and Highest Compensated Employees

(A) Name and title	(B) Average hours per week	(C) Position (check all that apply)						(D) Reportable compensation from the organization (W-2/1099-MISC)	(E) Reportable compensation from related organizations (W-2/1099-MISC)	(F) Estimated amount of other compensation from the organization and related organizations
		Individual trustee or director	Institutional trustee	Officer	Key employee	Highest compensated employee	Former			
John Cannon Director	1.00	X						0.	0.	0.
John L. Hopkins Reg Vice Chair (SW)/Dir	1.00	X						0.	0.	0.
John Ruan III Director	1.00	X						0.	0.	0.
John S Chen Director	1.00	X						0.	0.	0.
John W. Bachmann Senior Council/Director	1.00	X						0.	0.	0.
Joseph M. Rigby Director	1.00	X						0.	0.	0.
Joshua I. Smith Director	1.00	X						0.	0.	0.
Kevin Herglotz Director	1.00	X						0.	0.	0.
Kevin M. Connelly Director	1.00	X						0.	0.	0.
Klaus Kleinfeld Director	1.00	X						0.	0.	0.
Larry A. Liebenow Reg Vice Chair(East)/Dir	1.00	X						0.	0.	0.
Larry D Thompson Director	1.00	X						0.	0.	0.
Leon Trammell Director	1.00	X						0.	0.	0.
Linda N. Awkard Director	1.00	X						0.	0.	0.
Lisa M. Mascolo Director	1.00	X						0.	0.	0.
Lynn L. Franzoi Director	1.00	X						0.	0.	0.
Manuel J. Perez de la Me Reg Vice Chair(S Cent)/D	1.00	X						0.	0.	0.
Marcel Dubois Director	1.00	X						0.	0.	0.
Mark D French Director	1.00	X						0.	0.	0.
Mark E. Watson III Director	1.00	X						0.	0.	0.

SCHEDULE J-2
(Form 990)

Department of the Treasury
Internal Revenue Service

Continuation Sheet for Form 990

▶ Attach to Form 990 to list additional information for Form 990, Part VII, Section A, line 1a.
▶ See the Instructions for Form 990.

OMB No. 1545-0047

2009

Open to Public Inspection

Name of the Organization

Chamber of Commerce of the USA

Employer Identification number
53-0045720

Part I Continuation of Officers, Directors, Trustees, Key Employees, and Highest Compensated Employees

(A) Name and title	(B) Average hours per week	(C) Position (check all that apply)						(D) Reportable compensation from the organization (W-2/1099-MISC)	(E) Reportable compensation from related organizations (W-2/1099-MISC)	(F) Estimated amount of other compensation from the organization and related organizations
		Individual trustee or director	Institutional trustee	Officer	Key employee	Highest compensated employee	Former			
Mark Loughridge Director	1.00	X						0.	0.	0.
Mark S. Towe Director	1.00	X						0.	0.	0.
Martin H. Richenhagen Director	1.00	X						0.	0.	0.
Matthew K. Rose Director	1.00	X						0.	0.	0.
Maura W. Donahue Senior Council/Director	1.00	X						0.	0.	0.
Michael A. Leven Director	1.00	X						0.	0.	0.
Michael D. Maves, MD, MB Director	1.00	X						0.	0.	0.
Michael L. Ducker Director	1.00	X						0.	0.	0.
Nicholas J. DeIuliis Director	1.00	X						0.	0.	0.
Oriin H Ingram Director	1.00	X						0.	0.	0.
Patricia Elizondo Director	1.00	X						0.	0.	0.
Patricia Owen Director	1.00	X						0.	0.	0.
Paul J. Klaassen Director	1.00	X						0.	0.	0.
Paul S. Speranza, Jr. Senior Council/Director	1.00	X						0.	0.	0.
Paul W. Jones Director	1.00	X						0.	0.	0.
Peter B Lilly Director	1.00	X						0.	0.	0.
Peter Paoli Director	1.00	X						0.	0.	0.
Rajendra Singh Reg Vice Chair(SE)/Dir	1.00	X						0.	0.	0.
Randal K. Quarles Director	1.00	X						0.	0.	0.
Raymond E. Pinard Director	1.00	X						0.	0.	0.

LHA For Privacy Act and Paperwork Reduction Act Notice, see the Instructions for Form 990.

Schedule J-2 (Form 990) 2009

SCHEDULE J-2
(Form 990)

Department of the Treasury
Internal Revenue Service

Continuation Sheet for Form 990

▶ Attach to Form 990 to list additional information for Form 990, Part VII, Section A, line 1a.

▶ See the instructions for Form 990.

OMB No. 1545-0047

2009

Open to Public Inspection

Name of the Organization

Chamber of Commerce of the USA

Employer Identification number
53-0045720

Part I Continuation of Officers, Directors, Trustees, Key Employees, and Highest Compensated Employees

(A) Name and title	(B) Average hours per week	(C) Position (check all that apply)						(D) Reportable compensation from the organization (W-2/1099-MISC)	(E) Reportable compensation from related organizations (W-2/1099-MISC)	(F) Estimated amount of other compensation from the organization and related organizations
		Individual trustee or director	Institutional trustee	Officer	Key employee	Highest compensated employee	Former			
Red Cavaney Director	1.00	X						0.	0.	0.
Rhonda J Parish Director	1.00	X						0.	0.	0.
Richard D. Frasch Director	1.00	X						0.	0.	0.
Richard H Bagger Director	1.00	X						0.	0.	0.
Richard H. McClure Director	1.00	X						0.	0.	0.
Robert C. Weber Director	1.00	X						0.	0.	0.
Robert D. Fatovic Director	1.00	X						0.	0.	0.
Robert D. MacDonald Reg Vice Chair(Mid)/Dir	1.00	X						0.	0.	0.
Robert S. Milligan Chairman/Director	1.00	X						0.	0.	0.
Roland H. Vaughan Director	1.00	X						0.	0.	0.
Ronald E. Weinberg Director	1.00	X						0.	0.	0.
Ronald T. Monford Director	1.00	X						0.	0.	0.
S. Dale High Director	1.00	X						0.	0.	0.
Sandy Beaty Director	1.00	X						0.	0.	0.
Scott L. Holman, Sr. Director	1.00	X						0.	0.	0.
Shannon L. Greene Director	1.00	X						0.	0.	0.
Shigeru Hayakawa Director	1.00	X						0.	0.	0.
Stephen R. Van Meter Director	1.00	X						0.	0.	0.
Steve Van Andel Treasurer/Director	1.00	X						0.	0.	0.
Steven C. Anderson, IOM, Director	1.00	X						0.	0.	0.

SCHEDULE J-2
(Form 990)

Department of the Treasury
Internal Revenue Service

Continuation Sheet for Form 990

▶ Attach to Form 990 to list additional information for Form 990, Part VII, Section A, line 1a.
▶ See the instructions for Form 990.

OMB No. 1545-0047

2009

Open to Public Inspection

Name of the Organization

Chamber of Commerce of the USA

Employer identification number
53-0045720

Part I Continuation of Officers, Directors, Trustees, Key Employees, and Highest Compensated Employees

(A) Name and title	(B) Average hours per week	(C) Position (check all that apply)						(D) Reportable compensation from the organization (W-2/1099-MISC)	(E) Reportable compensation from related organizations (W-2/1099-MISC)	(F) Estimated amount of other compensation from the organization and related organizations
		Individual trustee or director	Institutional trustee	Officer	Key employee	Highest compensated employee	Former			
Steven F. Walker Director	1.00	X						0.	0.	0.
Stuart L. Levenick Director	1.00	X						0.	0.	0.
Sy Sternberg Director	1.00	X						0.	0.	0.
Tamara L. Lungren Director	1.00	X						0.	0.	0.
Ted Mathas Director	1.00	X						0.	0.	0.
Ted R. French Director	1.00	X						0.	0.	0.
Terry F. Neimeyer Director	1.00	X						0.	0.	0.
Thomas A. Gottschalk Director	1.00	X						0.	0.	0.
Thomas D. Bell, Jr. Vice Chariman/Director	1.00	X						0.	0.	0.
Thomas E Donilon Director	1.00	X						0.	0.	0.
Thomas Hutchison III Director	1.00	X						0.	0.	0.
Thomas J. Tauke Director	1.00	X						0.	0.	0.
Timothy C. Everett Director	1.00	X						0.	0.	0.
Tracy G. Schmidt Director	1.00	X						0.	0.	0.
W. Melvin Haas III Director	1.00	X						0.	0.	0.
Walter J. Galvin Director	1.00	X						0.	0.	0.
Wes W. Lucas Director	1.00	X						0.	0.	0.
William G. Little Director	1.00	X						0.	0.	0.
William Garlough Director	1.00	X						0.	0.	0.
William L. Walton Director	1.00	X						0.	0.	0.

LHA For Privacy Act and Paperwork Reduction Act Notice, see the instructions for Form 990.

Schedule J-2 (Form 990) 2009

SCHEDULE J-2
(Form 990)

Department of the Treasury
Internal Revenue Service

Continuation Sheet for Form 990

▶ Attach to Form 990 to list additional information for Form 990, Part VII, Section A, line 1a.

▶ See the Instructions for Form 990.

OMB No. 1545-0047

2009
Open to Public Inspection

Name of the Organization

Chamber of Commerce of the USA

Employer Identification number
53-0045720

Part I Continuation of Officers, Directors, Trustees, Key Employees, and Highest Compensated Employees

(A) Name and title	(B) Average hours per week	(C) Position (check all that apply)						(D) Reportable compensation from the organization (W-2/1099-MISC)	(E) Reportable compensation from related organizations (W-2/1099-MISC)	(F) Estimated amount of other compensation from the organization and related organizations
		Individual trustee or director	Institutional trustee	Officer	Key employee	Highest compensated employee	Former			
William Weidner Director	1.00	X						0.	0.	0.
Winthrop M. Hallett, III Director	1.00	X						0.	0.	0.
Steven J Law CLO & Gnrl Counsel	40.00			X				814892.	0.	30234.
Stan M Harrell SVP, CFO and CIO	40.00			X				376178.	0.	69421.
Agnes Warfield-Blanc SVP, Dev & Fundraising	40.00				X			1592458.	0.	30234.
Robert B Josten Executive Vice President	40.00				X			1198009.	0.	142446.
David Chavern Exec VP and COO	40.00				X			943316.	0.	44209.
Shannon DiBari SVP, Administration	40.00				X			342800.	0.	136152.
Thomas J Collamore SVP, Comm & Strategy	40.00					X		842813.	0.	30234.
William C Miller (Fmr Key SVP, Pol and Fed Program	40.00					X		764577.	0.	49372.
David T Hirschmann SVP, EVP NCF, Pres CCMC	40.00					X		726785.	0.	54185.
Myron A Brilliant SVP, Intl Affairs	40.00					X		599743.	0.	69289.
Carl N Grant SVP, Exec Cnslr to Pres	40.00					X		584831.	0.	59469.
Brandon Sweitzer Former Director							X	249996.	0.	0.
Stephen Bokat Former Officer							X	116081.	0.	0.
Daniel Christman Former Key Employee							X	476588.	0.	20300.

SCHEDULE L
(Form 990 or 990-EZ)

Department of the Treasury
Internal Revenue Service

Transactions With Interested Persons

▶ Complete if the organization answered
"Yes" on Form 990, Part IV, line 25a, 25b, 26, 27, 28a, 28b, or 28c,
or Form 990-EZ, Part V, line 38a or 40b.
▶ Attach to Form 990 or Form 990-EZ. ▶ See separate instructions.

OMB No. 1545-0047

2009

Open To Public Inspection

Name of the organization **Chamber of Commerce of the USA** Employer identification number **53-0045720**

Part I Excess Benefit Transactions (section 501(c)(3) and section 501(c)(4) organizations only).

Complete if the organization answered "Yes" on Form 990, Part IV, line 25a or 25b, or Form 990-EZ, Part V, line 40b.

1	(a) Name of disqualified person	(b) Description of transaction	(c) Corrected?	
			Yes	No

2 Enter the amount of tax imposed on the organization managers or disqualified persons during the year under section 4958 ▶ \$ _____

3 Enter the amount of tax, if any, on line 2, above, reimbursed by the organization ▶ \$ _____

Part II Loans to and/or From Interested Persons.

Complete if the organization answered "Yes" on Form 990, Part IV, line 26, or Form 990-EZ, Part V, line 38a.

(a) Name of interested person and purpose	(b) Loan to or from the organization?		(c) Original principal amount	(d) Balance due	(e) In default?		(f) Approved by board or committee?		(g) Written agreement?	
	To	From			Yes	No	Yes	No	Yes	No
Total					▶ \$ _____					

Part III Grants or Assistance Benefiting Interested Persons.

Complete if the organization answered "Yes" on Form 990, Part IV, line 27.

(a) Name of interested person	(b) Relationship between interested person and the organization	(c) Amount and type of assistance

Part IV Business Transactions Involving Interested Persons.

Complete if the organization answered "Yes" on Form 990, Part IV, line 28a, 28b, or 28c.

(a) Name of interested person	(b) Relationship between interested person and the organization	(c) Amount of transaction	(d) Description of transaction	(e) Sharing of organization's revenues?	
				Yes	No
Kevin M Connelly, Chairman	Spencer Stuart	193875.	Executive s		X
Joseph M Rigby	PEPCO Holdings	555803.	Electricity		X
Stephen Bokat	Legal consultant fo	116081.	Legal consu		X
Brandon Sweitzer	Fundraising consult	249996.	Hired to fu		X
Gregori Lebedev	Consultant	202177.	Provide adv		X

LHA For Privacy Act and Paperwork Reduction Act Notice, see the Instructions for Form 990 or 990-EZ. Schedule L (Form 990 or 990-EZ) 2009

See Schedule O for Schedule L Continuations

SCHEDULE O
(Form 990)

Department of the Treasury
Internal Revenue Service

Supplemental Information to Form 990

Complete to provide information for responses to specific questions on
Form 990 or to provide any additional information.
▶ Attach to Form 990.

OMB No. 1545-0047

2009

Open to Public
Inspection

Name of the organization

Chamber of Commerce of the USA

Employer identification number

53-0045720

Form 990, Part I, Line 1, Description of Organization Mission:

political, and social system based on individual freedom, incentive,
opportunity and responsibility.

Form 990, Part III, Line 4d, Other Program Services:

Recruit and retain members and coordinate member relations.

Form 990, Part VI, Section A, line 4:

Part VI Section Line 4:

In February 2009, the Chamber of Commerce of the United States
substantially revised its Bylaws in order to provide a governance
framework for the 21st century. The Bylaws had not been substantially
amended for more than 10 years. Significant changes included the following:

Provides that Bylaws amendments can be approved by a 2/3 vote of the Board
of Directors rather than by ballot to be sent to more than 3000
organization members

Expands the Board of Directors to 150 persons and provided that 25 of those
"seats" were reserved for representatives of state and local chambers of
commerce.

Eliminates the distinction between organization members (chambers of
commerce and associations) and regular business members.

SCHEDULE O
(Form 990)

Department of the Treasury
Internal Revenue Service

Supplemental Information to Form 990

Complete to provide information for responses to specific questions on
Form 990 or to provide any additional information.
▶ Attach to Form 990.

OMB No. 1545-0047

2009
Open to Public
Inspection

Name of the organization

Chamber of Commerce of the USA

Employer identification number
53-0045720

Explicitly permits both domestic and global members.

Modifies the description of duties of the Board of Directors to ensure
compliance with new membership disclosure requirements in the Honest
Leadership and Open Government Act of 2007.

Form 990, Part VI, Section B, line 10b: Part VI Question 10b:

Chamberbiz is a disregarded entity that is not active, thus there are no
policies governing their activities.

Form 990, Part VI, Section B, line 11:

In accordance with the Audit Committee charter, the draft Form 990 was
provided in advance to the Audit Committee members, and reviewed
individually with each member prior to completion. The Audit Committee
performs this function pursuant to a delegation from the Board of
Directors.

Form 990, Part VI, Section B, Line 12c:

We annually notify staff of the conflicts of interest policy, which
includes a requirement that any potential conflicts be brought to the
attention of a supervising officer, who shall in turn confer with the human
resources department and the office of general counsel. In addition, we
issue an annual written questionnaire to all members of the board asking
for information on potential conflicts of interest, which will be gathered
by the chief financial officer and shared with the office of the general

SCHEDULE O
(Form 990)

Department of the Treasury
Internal Revenue Service

Supplemental Information to Form 990

Complete to provide information for responses to specific questions on
Form 990 or to provide any additional information.
▶ Attach to Form 990.

OMB No. 1545-0047

2009

Open to Public
Inspection

Name of the organization

Chamber of Commerce of the USA

Employer identification number

53-0045720

counsel. All reports of potential conflicts will be evaluated by the office of general counsel, in consultation with other senior management and staff, as appropriate. Any conflicts of interest involving board members or staff that cannot be resolved in accordance with the Chamber's conflicts policies shall be elevated to the chair of the Chamber's Audit Committee for further consideration and action.

Form 990, Part VI, Section B, Line 15:

Part VI Question 15a

The process for determining the total compensation of the President/CEO is as follows. The President/CEO has a written employment agreement with the Chamber. Total compensation is reviewed annually by an independent compensation consultant. The consultant prepares a compensation study primarily utilizing, as available, Form 990s and surveys of comparable organizations with similar responsibilities. Based on this information, total compensation is determined by the U.S. Chamber's Employee Compensation and Benefit Arrangements Committee on an annual basis.

Part VI Question 15b

The process for determining total compensation for the officers, key employees and highly compensated employees is as follow. For six individuals, who are also direct reports of the President/CEO, total compensation is reviewed annually by an independent compensation consultant. The consultant prepares a compensation study primarily utilizing, as available, Form 990s and surveys of comparable organizations with similar responsibilities. For the remaining five individuals, this

SCHEDULE O

(Form 990)

Department of the Treasury
Internal Revenue Service**Supplemental Information to Form 990**Complete to provide information for responses to specific questions on
Form 990 or to provide any additional information.
▶ Attach to Form 990.

OMB No. 1545-0047

2009Open to Public
Inspection

Name of the organization

Chamber of Commerce of the USA

Employer identification number

53-0045720

consultant provides compensation information based on surveys of comparable organizations with similar positions. Based on this information, total compensation is determined by the President/CEO and the U.S. Chamber of Commerce's Employee Compensation and Benefit Arrangements Committee on an annual basis.

Form 990, Part VI, Section C, Line 19:

The form 990 is made available to any member of the public who requests a copy. Any requestor is forwarded to the Administrative Director of Finance, who will forward a copy of the document to the requestor. The organization's governing documents, conflict of interest policy, and financial statements are not made available to the public.

Form 990, Part IV Question 12

Auditing of financial statements

The U.S. Chamber of Commerce is the parent organization in the audited consolidated financial statements of the U.S. Chamber of Commerce.

Schedule R lists the additional related organizations included in these consolidated financial statements.

Form 990, Part XI Question 2c

Audit committee explanation

The U.S. Chamber of Commerce is the parent organization in the audited consolidated financial statements of the U.S. Chamber of Commerce.

Schedule R lists the additional related organizations included in these consolidated financial statements. The auditors are hired by the

SCHEDULE O

(Form 990)

Department of the Treasury
Internal Revenue Service

Supplemental Information to Form 990

Complete to provide information for responses to specific questions on
Form 990 or to provide any additional information.
▶ Attach to Form 990.

OMB No. 1545-0047

2009

Open to Public
Inspection

Name of the organization

Chamber of Commerce of the USA

Employer identification number

53-0045720

U.S. Chamber of Commerce audit committee and the results of the audit
are reviewed by the auditors with this committee.

Sch L, Part IV, Business Transactions Involving Interested Persons:

(a) Name of Person: Kevin M Connelly, Chairman & Board Member

(b) Relationship Between Interested Person and Organization:

Spencer Stuart

(c) Amount of Transaction \$ 193875.

(d) Description of Transaction: Executive search consulting services

(e) Sharing of Organization Revenues? = No

(a) Name of Person: Joseph M Rigby

(b) Relationship Between Interested Person and Organization:

PEPCO Holdings

(c) Amount of Transaction \$ 555803.

(d) Description of Transaction: Electricity bills

(e) Sharing of Organization Revenues? = No

(a) Name of Person: Stephen Bokat

(b) Relationship Between Interested Person and Organization:

Legal consultant former officer

(c) Amount of Transaction \$ 116081.

(d) Description of Transaction: Legal consulting fees

(e) Sharing of Organization Revenues? = No

SCHEDULE O

(Form 990)

Department of the Treasury
Internal Revenue Service

Supplemental Information to Form 990

Complete to provide information for responses to specific questions on
Form 990 or to provide any additional information.
▶ Attach to Form 990.

OMB No. 1545-0047

2009

Open to Public
Inspection

Name of the organization

Chamber of Commerce of the USA

Employer identification number

53-0045720

(a) Name of Person: Brandon Sweitzer

(b) Relationship Between Interested Person and Organization:

Fundraising consultant

(c) Amount of Transaction \$ 249996.

(d) Description of Transaction: Hired to fundraise for Chamber

(e) Sharing of Organization Revenues? = No

(a) Name of Person: Gregori Lebedev

(b) Relationship Between Interested Person and Organization:

Consultant

(c) Amount of Transaction \$ 202177.

(d) Description of Transaction: Provide advice on International Affairs

(e) Sharing of Organization Revenues? = No

SCHEDULE R
(Form 990)

Department of the Treasury
Internal Revenue Service

Related Organizations and Unrelated Partnerships

▶ Complete if the organization answered "Yes" to Form 990, Part IV, line 33, 34, 35, 36, or 37.
▶ Attach to Form 990. ▶ See separate instructions.

OMB No. 1545-0047

2009
Open to Public Inspection

Name of the organization

Chamber of Commerce of the USA

Employer identification number
53-0045720

Part I Identification of Disregarded Entities (Complete if the organization answered "Yes" to Form 990, Part IV, line 33.)

(a) Name, address, and EIN of disregarded entity	(b) Primary activity	(c) Legal domicile (state or foreign country)	(d) Total income	(e) End-of-year assets	(f) Direct controlling entity
ChamberBiz - 54-1960202 1615 H St NW Washington, DC 20062	Small business web portal	District of Columbia	0.	0.	

Part II Identification of Related Tax-Exempt Organizations (Complete if the organization answered "Yes" to Form 990, Part IV, line 34 because it had one or more related tax-exempt organizations during the tax year.)

(a) Name, address, and EIN of related organization	(b) Primary activity	(c) Legal domicile (state or foreign country)	(d) Exempt Code section	(e) Public charity status (if section 501(c)(3))	(f) Direct controlling entity
US Chamber Institute for Legal Reform - 52-2109035, 1615 H St NW, Washington, DC 20062	Promotes civil justice reform at the national and local levels	Virginia	501(c)(6)	N/A	N/A
National Chamber Litigation Center - 52-1085809, 1615 H St NW, Washington, DC 20062	Shapes public policy on legal questions important to the business community	District of Columbia	501(c)(6)	N/A	N/A
National Chamber Foundation - 52-6073268 1615 H St NW Washington, DC 20062	Promotes understanding of public affairs issues affecting business	District of Columbia	501(c)(3)	7	N/A
Business Civic Leadership Center - 52-2246743, 1615 H St NW, Washington, DC 20062	The voice of business for social and philanthropic interests	District of Columbia	501(c)(3)	7	N/A

LHA For Privacy Act and Paperwork Reduction Act Notice, see the Instructions for Form 990.

Schedule R (Form 990) 2009

Part III Identification of Related Organizations Taxable as a Partnership (Complete if the organization answered "Yes" to Form 990, Part IV, line 34 because it had one or more related organizations treated as a partnership during the tax year.)

Table with 10 columns: (a) Name, address, and EIN of related organization; (b) Primary activity; (c) Legal domicile; (d) Direct controlling entity; (e) Predominant income; (f) Share of total income; (g) Share of end-of-year assets; (h) Disproportionate allocations; (i) Code V-UBI amount; (j) General or managing partner?

Part IV Identification of Related Organizations Taxable as a Corporation or Trust (Complete if the organization answered "Yes" to Form 990, Part IV, line 34 because it had one or more related organizations treated as a corporation or trust during the tax year.)

Table with 8 columns: (a) Name, address, and EIN of related organization; (b) Primary activity; (c) Legal domicile; (d) Direct controlling entity; (e) Type of entity; (f) Share of total income; (g) Share of end-of-year assets; (h) Percentage ownership

Part V Transactions With Related Organizations (Complete if the organization answered "Yes" to Form 990, Part IV, line 34, 35, or 36.)

Note. Complete line 1 if any entity is listed in Parts II, III, or IV of this schedule.

1 During the tax year, did the organization engage in any of the following transactions with one or more related organizations listed in Parts II-IV?

a Receipt of (i) interest (ii) annuities (iii) royalties or (iv) rent from a controlled entity

b Gift, grant, or capital contribution to other organization(s)

c Gift, grant, or capital contribution from other organization(s)

d Loans or loan guarantees to or for other organization(s)

e Loans or loan guarantees by other organization(s)

f Sale of assets to other organization(s)

g Purchase of assets from other organization(s)

h Exchange of assets

i Lease of facilities, equipment, or other assets to other organization(s)

j Lease of facilities, equipment, or other assets from other organization(s)

k Performance of services or membership or fundraising solicitations for other organization(s)

l Performance of services or membership or fundraising solicitations by other organization(s)

m Sharing of facilities, equipment, mailing lists, or other assets

n Sharing of paid employees

o Reimbursement paid to other organization for expenses

p Reimbursement paid by other organization for expenses

q Other transfer of cash or property to other organization(s)

r Other transfer of cash or property from other organization(s)

2 If the answer to any of the above is "Yes," see the instructions for information on who must complete this line, including covered relationships and transaction thresholds.

	(a) Name of other organization(s)	(b) Transaction type (a-r)	(c) Amount involved	
			Yes	No
(1) National Chamber Foundation		B		194426.
(2) Institute for A Competitive Workforce		M		120000.
(3) National Chamber Foundation		P		801579.
(4) National Chamber Litigation Center		M		150000.
(5) US Chamber Institute for Legal Reform		P		4457798.
(6) National Chamber Foundation		E		2923000.

Part VI Unrelated Organizations Taxable as a Partnership (Complete if the organization answered "Yes" to Form 990, Part IV, line 37.)

Provide the following information for each entity taxed as a partnership through which the organization conducted more than five percent of its activities (measured by total assets or gross revenue) that was not a related organization. See instructions regarding exclusion for certain investment partnerships.

(a) Name, address, and EIN of entity	(b) Primary activity	(c) Legal domicile (state or foreign country)	(d) Are all partners section 501(c)(3) organizations?		(e) Share of end-of- year assets	(f) Dispropor- tionate allocations?		(g) Code V-UBI amount in box 20 of Schedule K-1 (Form 1065)	(h) General or managing partner?	
			Yes	No		Yes	No		Yes	No

Part II Continuation of Identification of Related Tax-Exempt Organizations

(a) Name, address, and EIN of related organization	(b) Primary activity	(c) Legal domicile (state or foreign country)	(d) Exempt Code section	(e) Public charity status (if section 501(c)(3))	(f) Direct controlling entity
Institute for a Competitive Workforce - 52-1677141, 1615 H St NW, Washington, DC 20062	Promotes education and workforce training	District of Columbia	501(c)(3)	7	N/A
National Mass Action Defense Reform Coalition - 83-0356240, 1615 H St NW, Washington, DC 20062	Serves the interests of companies with asbestos litigation liability	District of Columbia	501(c)(6)	N/A	US Chamber Institute for Legal Reform

Part V Continuation of Transactions With Related Organizations (Schedule R (Form 990), Part V, line 2)

(a)	(b)	(c)
Name of other organization	Transaction type (a-r)	Amount involved
(7) US Chamber Institute for Legal Reform	M	560004.
(8) Business Civic Leadership Center	M	120000.
(9) National Chamber Foundation	M	260000.
(10) US Chamber Institute for Legal Reform	N	5063956.
(11) National Chamber Foundation	N	1219000.
(12) Institute for A Competitive Workforce	N	713731.
(13) Business Civic Leadership Center	N	866219.
(14) National Chamber Litigation Center	N	1302081.
(15) National Chamber Foundation	E	534788.
(16) US Chamber Institute for Legal Reform	E	106121.
(17)		
(18)		
(19)		
(20)		
(21)		
(22)		
(23)		
(24)		

Form **990**

Return of Organization Exempt From Income Tax

Under section 501(c), 527, or 4947(a)(1) of the Internal Revenue Code (except black lung benefit trust or private foundation)

OMB No. 1545-0047

2008

Department of the Treasury
Internal Revenue Service

The organization may have to use a copy of this return to satisfy state reporting requirements.

Open to Public Inspection

A For the **2008** calendar year, or tax year beginning and ending

B Check if applicable: <input type="checkbox"/> Address change <input type="checkbox"/> Name change <input type="checkbox"/> Initial return <input type="checkbox"/> Termination <input type="checkbox"/> Amended return <input type="checkbox"/> Application pending	Please use IRS label or print or type: See Specific Instructions.	C Name of organization Chamber of Commerce of the USA		D Employer identification number 53-0045720
		Doing Business As		E Telephone number 202-463-5590
		Number and street (or P.O. box if mail is not delivered to street address) Room/suite 1615 H Street NW		G Gross receipts \$ 147298046.
		City or town, state or country, and ZIP + 4 Washington, DC 20062-2000		H(a) Is this a group return for affiliate? <input type="checkbox"/> Yes <input checked="" type="checkbox"/> No H(b) Are all affiliates included? <input type="checkbox"/> Yes <input type="checkbox"/> No If "No," attach a list. (see instructions)
F Name and address of principal officer: Stan M Harrell same as C above		H(c) Group exemption number		
I Tax-exempt status: <input checked="" type="checkbox"/> 501(c) (6) (insert no.) <input type="checkbox"/> 4947(a)(1) or <input type="checkbox"/> 527				
J Website: www.uschamber.com				
K Type of organization: <input checked="" type="checkbox"/> Corporation <input type="checkbox"/> Trust <input type="checkbox"/> Association <input type="checkbox"/> Other				
L Year of formation: 1915 M State of legal domicile: DC				

Part I Summary

Activities & Governance	1 Briefly describe the organization's mission or most significant activities: To advance human progress through an economic, (Please see Schedule O for the continuation)		
	2 Check this box <input type="checkbox"/> if the organization discontinued its operations or disposed of more than 25% of its assets.		
	3 Number of voting members of the governing body (Part VI, line 1a)	3	124
	4 Number of independent voting members of the governing body (Part VI, line 1b)	4	123
	5 Total number of employees (Part V, line 2a)	5	596
	6 Total number of volunteers (estimate if necessary)	6	0
	7a Total gross unrelated business revenue from Part VIII, line 12, column (C)	7a	255774.
b Net unrelated business taxable income from Form 990-T, line 34	7b	-8513.	
Revenue	8 Contributions and grants (Part VIII, line 1h)	Prior Year	Current Year
	9 Program service revenue (Part VIII, line 2g)	112598712.	139924246.
	10 Investment income (Part VIII, column (A), lines 3, 4, and 7c)	1350399.	1482324.
	11 Other revenue (Part VIII, column (A), lines 5, 6d, 8c, 9c, 10c, and 11e)	603177.	674682.
	12 Total revenue - add lines 8 through 11 (must equal Part VIII, column (A), line 12)	5929374.	5031773.
Expenses	13 Grants and similar amounts paid (Part IX, column (A), lines 1-3)	120481662.	147113025.
	14 Benefits paid to or for members (Part IX, column (A), line 4)		
	15 Salaries, other compensation, employee benefits (Part IX, column (A), lines 5-10)	53991794.	65024658.
	16a Professional fundraising fees (Part IX, column (A), line 11e)	771818.	483328.
	b Total fundraising expenses (Part IX, column (D), line 26)		
17 Other expenses (Part IX, column (A), lines 11a-11d, 11f-24f)	56006965.	84131054.	
18 Total expenses. Add lines 13-17 (must equal Part IX, column (A), line 25)	110770577.	149639040.	
19 Revenue less expenses. Subtract line 18 from line 12	9711085.	-2526015.	
Net Assets or Fund Balances	20 Total assets (Part X, line 16)	Beginning of Year	End of Year
	21 Total liabilities (Part X, line 28)	80518901.	76297007.
	22 Net assets or fund balances. Subtract line 21 from line 20	89482176.	105313412.
		-8963275.	-29016405.

Part II Signature Block

Under penalties of perjury, I declare that I have examined this return, including accompanying schedules and statements, and to the best of my knowledge and belief, it is true, correct, and complete. Declaration of preparer (other than officer) is based on all information of which preparer has any knowledge.

Sign Here
 Signature of officer: *Stan M Harrell*
 Date: *11/12/09*
 Type or print name and title: **Stan M Harrell, SVP, CFO & CIO**

Paid Preparer's Use Only
 Preparer's signature: *Ann Rhoderick*
 Date: *11/10/09*
 Check if self-employed:
 Preparer's identifying number (see instructions): **34-6565596**
 Firm's name (or yours if self-employed), address, and ZIP + 4: **Ernst and Young U.S. LLP**
5451 Lakeview Parkway South Drive
Indianapolis, IN 46268
 Phone no.: **317-280-3472**

May the IRS discuss this return with the preparer shown above? (see instructions) Yes No

See Schedule O for Organization Mission Statement Continuation

Part III Statement of Program Service Accomplishments (see Instructions)

1 Briefly describe the organization's mission:

The Chamber of Commerce serves its members and the nation's business community by analyzing national economic and social issues and by helping legislators and national leaders to shape policies and proposals to foster the development of American business.

2 Did the organization undertake any significant program services during the year which were not listed on the prior Form 990 or 990-EZ? Yes No [X]

3 Did the organization cease conducting, or make significant changes in how it conducts, any program services? Yes No [X]

4 Describe the exempt purpose achievements for each of the organization's three largest program services by expenses. Section 501(c)(3) and 501(c)(4) organizations and section 4947(a)(1) trusts are required to report the amount of grants and allocations to others, the total expenses, and revenue, if any, for each program service reported.

4a (Code:) (Expenses \$ including grants of \$) (Revenue \$) Research and track issues affecting the business community and support pro-business legislation, regulations, and political activities.

4b (Code:) (Expenses \$ including grants of \$) (Revenue \$) Enhance the competitiveness of business in the global marketplace. Lobby for business' trade agendas and manage programs that educate American companies about trade opportunities.

4c (Code:) (Expenses \$ including grants of \$) (Revenue \$) Work closely with associations and state and local chambers of commerce to build awareness of and involvement in top policy issues and generate grassroots momentum.

4d Other program services. (Describe in Schedule O.) (Expenses \$ including grants of \$) (Revenue \$)

4e Total program service expenses \$ (Must equal Part IX, Line 25, column (B).)

Part IV Checklist of Required Schedules

	Yes	No
1 Is the organization described in section 501(c)(3) or 4947(a)(1) (other than a private foundation)? <i>If "Yes," complete Schedule A</i>		X
2 Is the organization required to complete Schedule B, Schedule of Contributors?	X	
3 Did the organization engage in direct or indirect political campaign activities on behalf of or in opposition to candidates for public office? <i>If "Yes," complete Schedule C, Part I</i>	X	
4 Section 501(c)(3) organizations. Did the organization engage in lobbying activities? <i>If "Yes," complete Schedule C, Part II</i>		
5 Section 501(c)(4), 501(c)(5), and 501(c)(6) organizations. Is the organization subject to the section 6033(e) notice and reporting requirement and proxy tax? <i>If "Yes," complete Schedule C, Part III</i>	X	
6 Did the organization maintain any donor advised funds or any accounts where donors have the right to provide advice on the distribution or investment of amounts in such funds or accounts? <i>If "Yes," complete Schedule D, Part I</i>		X
7 Did the organization receive or hold a conservation easement, including easements to preserve open space, the environment, historic land areas, or historic structures? <i>If "Yes," complete Schedule D, Part II</i>		X
8 Did the organization maintain collections of works of art, historical treasures, or other similar assets? <i>If "Yes," complete Schedule D, Part III</i>		X
9 Did the organization report an amount in Part X, line 21; serve as a custodian for amounts not listed in Part X; or provide credit counseling, debt management, credit repair, or debt negotiation services? <i>If "Yes," complete Schedule D, Part IV</i>		X
10 Did the organization hold assets in term, permanent, or quasi-endowments? <i>If "Yes," complete Schedule D, Part V</i>		X
11 Did the organization report an amount in Part X, lines 10, 12, 13, 15, or 25? <i>If "Yes," complete Schedule D, Parts VI, VII, VIII, IX, or X as applicable</i>	X	
12 Did the organization receive an audited financial statement for the year for which it is completing this return that was prepared in accordance with GAAP? <i>If "Yes," complete Schedule D, Parts XI, XII, and XIII</i>		X
13 Is the organization a school as described in section 170(b)(1)(A)(ii)? <i>If "Yes," complete Schedule E</i>		X
14a Did the organization maintain an office, employees, or agents outside of the U.S.?	X	
b Did the organization have aggregate revenues or expenses of more than \$10,000 from grantmaking, fundraising, business, and program service activities outside the U.S.? <i>If "Yes," complete Schedule F, Part I</i>	X	
15 Did the organization report on Part IX, column (A), line 3, more than \$5,000 of grants or assistance to any organization or entity located outside the United States? <i>If "Yes," complete Schedule F, Part II</i>		X
16 Did the organization report on Part IX, column (A), line 3, more than \$5,000 of aggregate grants or assistance to individuals located outside the United States? <i>If "Yes," complete Schedule F, Part III</i>		X
17 Did the organization report more than \$15,000 on Part IX, column (A), line 11e? <i>If "Yes," complete Schedule G, Part I</i>	X	
18 Did the organization report more than \$15,000 total on Part VIII, lines 1c and 8a? <i>If "Yes," complete Schedule G, Part II</i>		X
19 Did the organization report more than \$15,000 on Part VIII, line 9a? <i>If "Yes," complete Schedule G, Part III</i>		X
20 Did the organization operate one or more hospitals? <i>If "Yes," complete Schedule H</i>		X
21 Did the organization report more than \$5,000 on Part IX, column (A), line 1? <i>If "Yes," complete Schedule I, Parts I and II</i>		X
22 Did the organization report more than \$5,000 on Part IX, column (A), line 2? <i>If "Yes," complete Schedule I, Parts I and III</i>		X
23 Did the organization answer "Yes" to Part VII, Section A, questions 3, 4, or 5? <i>If "Yes," complete Schedule J</i>	X	
24a Did the organization have a tax-exempt bond issue with an outstanding principal amount of more than \$100,000 as of the last day of the year, that was issued after December 31, 2002? <i>If "Yes," answer questions 24b-24d and complete Schedule K. If "No," go to question 25</i>		X
b Did the organization invest any proceeds of tax-exempt bonds beyond a temporary period exception?		
c Did the organization maintain an escrow account other than a refunding escrow at any time during the year to defease any tax-exempt bonds?		
d Did the organization act as an "on behalf of" issuer for bonds outstanding at any time during the year?		
25a Section 501(c)(3) and 501(c)(4) organizations. Did the organization engage in an excess benefit transaction with a disqualified person during the year? <i>If "Yes," complete Schedule L, Part I</i>		
b Did the organization become aware that it had engaged in an excess benefit transaction with a disqualified person from a prior year? <i>If "Yes," complete Schedule L, Part I</i>		
26 Was a loan to or by a current or former officer, director, trustee, key employee, highly compensated employee, or disqualified person outstanding as of the end of the organization's tax year? <i>If "Yes," complete Schedule L, Part II</i>		X
27 Did the organization provide a grant or other assistance to an officer, director, trustee, key employee, or substantial contributor, or to a person related to such an individual? <i>If "Yes," complete Schedule L, Part III</i>		X

Part IV Checklist of Required Schedules (continued)

		Yes	No
28	During the tax year, did any person who is a current or former officer, director, trustee, or key employee:		
a	Have a direct business relationship with the organization (other than as an officer, director, trustee, or employee), or an indirect business relationship through ownership of more than 35% in another entity (individually or collectively with other person(s) listed in Part VII, Section A)? If "Yes," complete Schedule L, Part IV		X
28a			X
b	Have a family member who had a direct or indirect business relationship with the organization? If "Yes," complete Schedule L, Part IV		X
28b			X
c	Serve as an officer, director, trustee, key employee, partner, or member of an entity (or a shareholder of a professional corporation) doing business with the organization? If "Yes," complete Schedule L, Part IV	X	
28c		X	
29	Did the organization receive more than \$25,000 in non-cash contributions? If "Yes," complete Schedule M		X
29			X
30	Did the organization receive contributions of art, historical treasures, or other similar assets, or qualified conservation contributions? If "Yes," complete Schedule M		X
30			X
31	Did the organization liquidate, terminate, or dissolve and cease operations? If "Yes," complete Schedule N, Part I		X
31			X
32	Did the organization sell, exchange, dispose of, or transfer more than 25% of its net assets? If "Yes," complete Schedule N, Part II		X
32			X
33	Did the organization own 100% of an entity disregarded as separate from the organization under Regulations sections 301.7701-2 and 301.7701-3? If "Yes," complete Schedule R, Part I	X	
33		X	
34	Was the organization related to any tax-exempt or taxable entity? If "Yes," complete Schedule R, Parts II, III, IV, and V, line 1	X	
34		X	
35	Is any related organization a controlled entity within the meaning of section 512(b)(13)? If "Yes," complete Schedule R, Part V, line 2	X	
35		X	
36	Section 501(c)(3) organizations. Did the organization make any transfers to an exempt non-charitable related organization? If "Yes," complete Schedule R, Part V, line 2		
36			
37	Did the organization conduct more than 5% of its activities through an entity that is not a related organization and that is treated as a partnership for federal income tax purposes? If "Yes," complete Schedule R, Part VI		X
37			X

Part V Statements Regarding Other IRS Filings and Tax Compliance

		Yes	No
1a	Enter the number reported in Box 3 of Form 1096, Annual Summary and Transmittal of U.S. Information Returns. Enter -0- if not applicable		
1a	477		
b	Enter the number of Forms W-2G included in line 1a. Enter -0- if not applicable		
1b	0		
c	Did the organization comply with backup withholding rules for reportable payments to vendors and reportable gaming (gambling) winnings to prize winners?		
1c		X	
2a	Enter the number of employees reported on Form W-3, Transmittal of Wage and Tax Statements, filed for the calendar year ending with or within the year covered by this return		
2a	596		
b	If at least one is reported on line 2a, did the organization file all required federal employment tax returns? Note. If the sum of lines 1a and 2a is greater than 250, you may be required to e-file this return. (see instructions)		
2b		X	
3a	Did the organization have unrelated business gross income of \$1,000 or more during the year covered by this return?		
3a		X	
b	If "Yes," has it filed a Form 990-T for this year? If "No," provide an explanation in Schedule O		
3b		X	
4a	At any time during the calendar year, did the organization have an interest in, or a signature or other authority over, a financial account in a foreign country (such as a bank account, securities account, or other financial account)?		
4a			X
b	If "Yes," enter the name of the foreign country: See the instructions for exceptions and filing requirements for Form TD F 90-22.1, Report of Foreign Bank and Financial Accounts.		
5a	Was the organization a party to a prohibited tax shelter transaction at any time during the tax year?		
5a			X
b	Did any taxable party notify the organization that it was or is a party to a prohibited tax shelter transaction?		
5b			X
c	If "Yes," to question 5a or 5b, did the organization file Form 8886-T, Disclosure by Tax-Exempt Entity Regarding Prohibited Tax Shelter Transaction?		
5c			
6a	Did the organization solicit any contributions that were not tax deductible?	X	
b	If "Yes," did the organization include with every solicitation an express statement that such contributions or gifts were not tax deductible?		
6b		X	
7	Organizations that may receive deductible contributions under section 170(c).		
a	Did the organization provide goods or services in exchange for any quid pro quo contribution of more than \$75?		
7a			
b	If "Yes," did the organization notify the donor of the value of the goods or services provided?		
7b			
c	Did the organization sell, exchange, or otherwise dispose of tangible personal property for which it was required to file Form 8282?		
7c			
d	If "Yes," indicate the number of Forms 8282 filed during the year		
7d			
e	Did the organization, during the year, receive any funds, directly or indirectly, to pay premiums on a personal benefit contract?		
7e			
f	Did the organization, during the year, pay premiums, directly or indirectly, on a personal benefit contract?		
7f			
g	For all contributions of qualified intellectual property, did the organization file Form 8899 as required?		
7g			
h	For contributions of cars, boats, airplanes, and other vehicles, did the organization file a Form 1098-C as required?		
7h			
8	Section 501(c)(3) and other sponsoring organizations maintaining donor advised funds and section 509(a)(3) supporting organizations. Did the supporting organization, or a fund maintained by a sponsoring organization, have excess business holdings at any time during the year?		
8			
9	Section 501(c)(3) and other sponsoring organizations maintaining donor advised funds.		
a	Did the organization make any taxable distributions under section 4966?		
9a			
b	Did the organization make a distribution to a donor, donor advisor, or related person?		
9b			
10	Section 501(c)(7) organizations. Enter: N/A		
a	Initiation fees and capital contributions included on Part VIII, line 12	10a	
b	Gross receipts, included on Form 990, Part VIII, line 12, for public use of club facilities	10b	
11	Section 501(c)(12) organizations. Enter: N/A		
a	Gross income from members or shareholders	11a	
b	Gross income from other sources (Do not net amounts due or paid to other sources against amounts due or received from them.)	11b	
12a	Section 4947(a)(1) non-exempt charitable trusts. Is the organization filing Form 990 in lieu of Form 1041?	12a	
b	If "Yes," enter the amount of tax-exempt interest received or accrued during the year N/A	12b	

Part VI Governance, Management, and Disclosure (Sections A, B, and C request information about policies not required by the Internal Revenue Code.)

Section A. Governing Body and Management

For each "Yes" response to lines 2-7b below, and for a "No" response to lines 8 or 9b below, describe the circumstances, processes, or changes in Schedule O. See instructions.

	Yes	No
1a Enter the number of voting members of the governing body		
b Enter the number of voting members that are independent		
2 Did any officer, director, trustee, or key employee have a family relationship or a business relationship with any other officer, director, trustee, or key employee?	X	
3 Did the organization delegate control over management duties customarily performed by or under the direct supervision of officers, directors or trustees, or key employees to a management company or other person?		X
4 Did the organization make any significant changes to its organizational documents since the prior Form 990 was filed?	X	
5 Did the organization become aware during the year of a material diversion of the organization's assets?		X
6 Does the organization have members or stockholders?		X
7a Does the organization have members, stockholders, or other persons who may elect one or more members of the governing body?		X
b Are any decisions of the governing body subject to approval by members, stockholders, or other persons?		X
8 Did the organization contemporaneously document the meetings held or written actions undertaken during the year by the following:		
a The governing body?	X	
b Each committee with authority to act on behalf of the governing body?	X	
9a Does the organization have local chapters, branches, or affiliates?		X
b If "Yes," does the organization have written policies and procedures governing the activities of such chapters, affiliates, and branches to ensure their operations are consistent with those of the organization?		
10 Was a copy of the Form 990 provided to the organization's governing body before it was filed? All organizations must describe in Schedule O the process, if any, the organization uses to review the Form 990	X	
11 Is there any officer, director or trustee, or key employee listed in Part VII, Section A, who cannot be reached at the organization's mailing address? If "Yes," provide the names and addresses in Schedule O		X

Section B. Policies

	Yes	No
12a Does the organization have a written conflict of interest policy? If "No," go to line 13	X	
b Are officers, directors or trustees, and key employees required to disclose annually interests that could give rise to conflicts?	X	
c Does the organization regularly and consistently monitor and enforce compliance with the policy? If "Yes," describe in Schedule O how this is done	X	
13 Does the organization have a written whistleblower policy?	X	
14 Does the organization have a written document retention and destruction policy?	X	
15 Did the process for determining compensation of the following persons include a review and approval by independent persons, comparability data, and contemporaneous substantiation of the deliberation and decision:		
a The organization's CEO, Executive Director, or top management official?	X	
b Other officers or key employees of the organization?	X	
Describe the process in Schedule O. (see instructions)		
16a Did the organization invest in, contribute assets to, or participate in a joint venture or similar arrangement with a taxable entity during the year?		X
b If "Yes," has the organization adopted a written policy or procedure requiring the organization to evaluate its participation in joint venture arrangements under applicable federal tax law, and taken steps to safeguard the organization's exempt status with respect to such arrangements?		

Section C. Disclosure

- 17** List the states with which a copy of this Form 990 is required to be filed **▶ DC**
- 18** Section 6104 requires an organization to make its Forms 1023 (or 1024 if applicable), 990, and 990-T (501(c)(3)s only) available for public inspection. Indicate how you make these available. Check all that apply.
 Own website Another's website Upon request
- 19** Describe in Schedule O whether (and if so, how), the organization makes its governing documents, conflict of interest policy, and financial statements available to the public.
- 20** State the name, physical address, and telephone number of the person who possesses the books and records of the organization: **▶**
Stan M Harrell - 202-463-5590
1615 H Street NW, Washington, DC 20062-2000

Part VII Compensation of Officers, Directors, Trustees, Key Employees, Highest Compensated Employees, and Independent Contractors

Section A. Officers, Directors, Trustees, Key Employees, and Highest Compensated Employees

1a Complete this table for all persons required to be listed. Use Schedule J-2 if additional space is needed.

- List all of the organization's **current** officers, directors, trustees (whether individuals or organizations), regardless of amount of compensation, and **current** key employees. Enter -0- in columns (D), (E), and (F) if no compensation was paid.
- List the organization's five **current** highest compensated employees (other than an officer, director, trustee, or key employee) who received reportable compensation (Box 5 of Form W-2 and/or Box 7 of Form 1099-MISC) of more than \$100,000 from the organization and any related organizations.
- List all of the organization's **former** officers, key employees, and highest compensated employees who received more than \$100,000 of reportable compensation from the organization and any related organizations.
- List all of the organization's **former directors or trustees** that received, in the capacity as a former director or trustee of the organization, more than \$10,000 of reportable compensation from the organization and any related organizations.

List persons in the following order: individual trustees or directors; institutional trustees; officers; key employees; highest compensated employees; and former such persons.

Check this box if the organization did not compensate any officer, director, trustee, or key employee.

(A) Name and Title	(B) Average hours per week	(C) Position (check all that apply)						(D) Reportable compensation from the organization (W-2/1099-MISC)	(E) Reportable compensation from related organizations (W-2/1099-MISC)	(F) Estimated amount of other compensation from the organization and related organizations
		Individual trustee or director	Institutional trustee	Officer	Key employee	Highest compensated employee	Former			
Thomas Donohue President & CEO	40.00	X		X				3731380.	0.	45712.
Paul S. Speranza, Jr. Chair of the Executive C	1.00	X						0.	0.	0.
Donald J. Shepard Chairman Board of Direct	1.00	X						0.	0.	0.
Steve Van Andel Treasurer	1.00	X						0.	0.	0.
Robert S. Milligan Vice Chairman Board of D	1.00	X						0.	0.	0.
John W. Bachmann Senior Council	1.00	X						0.	0.	0.
Jeffrey C. Crowe Senior Council	1.00	X						0.	0.	0.
Maura W. Donahue Senior Council	1.00	X						0.	0.	0.
Gerald L. Shaheen Senior Council	1.00	X						0.	0.	0.
Harry C. Alford Director	1.00	X						0.	0.	0.
Steven C. Anderson Director	1.00	X						0.	0.	0.
George L. Argyros Director	1.00	X						0.	0.	0.
Linda N. Awkard Director	1.00	X						0.	0.	0.
Richard H. Bagger Director	1.00	X						0.	0.	0.
Thomas D. Bell Jr Director	1.00	X						0.	0.	0.
Don L. Blankenship Director	1.00	X						0.	0.	0.
Mark T. Bobak Director	1.00	X						0.	0.	0.

Part VII Section A. Officers, Directors, Trustees, Key Employees, and Highest Compensated Employees (continued)

(A) Name and title	(B) Average hours per week	(C) Position (check all that apply)						(D) Reportable compensation from the organization (W-2/1099-MISC)	(E) Reportable compensation from related organizations (W-2/1099-MISC)	(F) Estimated amount of other compensation from the organization and related organizations
		Individual trustee or director	Institutional trustee	Officer	Key employee	Highest compensated employee	Former			
James C. Carter Director	1.00	X						0.	0.	0.
John S. Chen Director	1.00	X						0.	0.	0.
James W. Cicconi Director	1.00	X						0.	0.	0.
Harry W. Clark Director	1.00	X						0.	0.	0.
Edwin M Crawford Director	1.00	X						0.	0.	0.
Brian D. Dailey Director	1.00	X						0.	0.	0.
Brackett B Denniston III Director	1.00	X						0.	0.	0.
Brian L. Derksen Director	1.00	X						0.	0.	0.
Edward B. Dinan Director	1.00	X						0.	0.	0.
Thomas E. Donilon Director	1.00	X						0.	0.	0.
1b Total								13467285.	0.	538409.

2 Total number of individuals (including those in 1a) who received more than \$100,000 in reportable compensation from the organization ▶ 138

	Yes	No
3 Did the organization list any former officer, director or trustee, key employee, or highest compensated employee on line 1a? If "Yes," complete Schedule J for such individual	X	
4 For any individual listed on line 1a, is the sum of reportable compensation and other compensation from the organization and related organizations greater than \$150,000? If "Yes," complete Schedule J for such individual	X	
5 Did any person listed on line 1a receive or accrue compensation from any unrelated organization for services rendered to the organization? If "Yes," complete Schedule J for such person		X

Section B. Independent Contractors

1 Complete this table for your five highest compensated independent contractors that received more than \$100,000 of compensation from the organization.

(A) Name and business address	(B) Description of services	(C) Compensation
ACS IT Solutions PO Box 201322, Dallas, TX 75320	IT services	3934565.
Integrated Web Strategy LLC 206 East Morris, Phoenix, AZ 85012	Communications consulting	1225909.
Accord Financial PO Box 6704, Greenville, SC 29606	Temporary staffing	624279.
Stonebridge International 555 13th ST NW, Washington, DC 20004	International consulting	621310.
Presentation Testing 330 West 38th St, New York, NY 10018	Communications consulting	452450.

2 Total number of independent contractors (including those in 1) who received more than \$100,000 in compensation from the organization ▶ 61

See Schedule J-2 for Part VII, Section A Continuation

Part VIII		Statement of Revenue		(A)	(B)	(C)	(D)	
				Total revenue	Related or exempt function revenue	Unrelated business revenue	Revenue excluded from tax under sections 512, 513, or 514	
Contributions, gifts, grants and other similar amounts	1 a	Federated campaigns	1a					
	b	Membership dues	1b					
	c	Fundraising events	1c					
	d	Related organizations	1d	2516368.				
	e	Government grants (contributions)	1e	90880.				
	f	All other contributions, gifts, grants, and similar amounts not included above	1f	137316998				
	g	Noncash contributions included in lines 1a-1f: \$						
	h	Total. Add lines 1a-1f			139924246.			
Program Service Revenue	2 a	Publication sales	Business Code	511190	663484.	663484.		
	b	Meetings		900099	544193.	544193.		
	c	Advertising		541800	150774.	0.	150774.	
	d	Sales promotion effort		900099	105000.		105000.	
	e	Accreditation fees		541900	18873.	18873.		
	f	All other program service revenue						
	g	Total. Add lines 2a-2f			1482324.			
Other Revenue	3	Investment income (including dividends, interest, and other similar amounts)			674572.		674572.	
	4	Income from investment of tax-exempt bond proceeds						
	5	Royalties			108.		108.	
	6 a	Gross Rents	(i) Real	(ii) Personal	795213.	185021.		
		b	Less: rental expenses			185021.		
		c	Rental income or (loss)		795213.			
		d	Net rental income or (loss)			795213.		795213.
	7 a	Gross amount from sales of assets other than inventory	(i) Securities	(ii) Other	110.			
		b	Less: cost or other basis and sales expenses					
		c	Gain or (loss)		110.			
		d	Net gain or (loss)			110.		110.
	8 a	Gross income from fundraising events (not including \$ _____ of contributions reported on line 1c). See Part IV, line 18	a					
		b	Less: direct expenses	b				
		c	Net income or (loss) from fundraising events					
	9 a	Gross income from gaming activities. See Part IV, line 19	a					
b		Less: direct expenses	b					
c		Net income or (loss) from gaming activities						
10 a	Gross sales of inventory, less returns and allowances	a						
	b	Less: cost of goods sold	b					
	c	Net income or (loss) from sales of inventory						
Miscellaneous Revenue		Business Code						
11 a	Affiliate admin charge		561000	4224446.	4224446.			
b	Miscellaneous revenue		900099	12006.	12006.			
c								
d	All other revenue							
e	Total. Add lines 11a-11d			4236452.				
12	Total Revenue. Add lines 1h, 2g, 3, 4, 5, 6d, 7c, 8c, 9c, 10c, and 11e			147113025.	5463002.	255774.	1470003.	

Part IX Statement of Functional Expenses

Section 501(c)(3) and 501(c)(4) organizations must complete all columns.

All other organizations must complete column (A) but are not required to complete columns (B), (C), and (D).

Do not include amounts reported on lines 6b, 7b, 8b, 9b, and 10b of Part VIII.	(A) Total expenses	(B) Program service expenses	(C) Management and general expenses	(D) Fundraising expenses
1 Grants and other assistance to governments and organizations in the U.S. See Part IV, line 21				
2 Grants and other assistance to individuals in the U.S. See Part IV, line 22				
3 Grants and other assistance to governments, organizations, and individuals outside the U.S. See Part IV, lines 15 and 16				
4 Benefits paid to or for members				
5 Compensation of current officers, directors, trustees, and key employees	9973983.			
6 Compensation not included above, to disqualified persons (as defined under section 4958(f)(1)) and persons described in section 4958(c)(3)(B)				
7 Other salaries and wages	41998347.			
8 Pension plan contributions (include section 401(k) and section 403(b) employer contributions)	5849540.			
9 Other employee benefits	3906748.			
10 Payroll taxes	3296040.			
11 Fees for services (non-employees):				
a Management	10697387.			
b Legal	980306.			
c Accounting	434679.			
d Lobbying	4756156.			
e Professional fundraising services. See Part IV, line 17	483328.			
f Investment management fees	25613.			
g Other				
12 Advertising and promotion	24115232.			
13 Office expenses	5633982.			
14 Information technology	7863557.			
15 Royalties				
16 Occupancy	4832312.			
17 Travel	8970503.			
18 Payments of travel or entertainment expenses for any federal, state, or local public officials				
19 Conferences, conventions, and meetings	5040084.			
20 Interest	1429225.			
21 Payments to affiliates	149558.			
22 Depreciation, depletion, and amortization	1739210.			
23 Insurance				
24 Other expenses. Itemize expenses not covered above. (Expenses grouped together and labeled miscellaneous may not exceed 5% of total expenses shown on line 25 below.)				
a Contribution to other o	3701922.			
b Bad debt expense	3532000.			
c Taxes	229328.			
d				
e				
f All other expenses				
25 Total functional expenses. Add lines 1 through 24f	149639040.			
26 Joint Costs. Check here <input type="checkbox"/> if following SOP 98-2. Complete this line only if the organization reported in column (B) joint costs from a combined educational campaign and fundraising solicitation ...				

Part X Balance Sheet

		(A) Beginning of year		(B) End of year
Assets	1 Cash - non-interest-bearing	14631074.	1	19803520.
	2 Savings and temporary cash investments	22472083.	2	11400662.
	3 Pledges and grants receivable, net	28564288.	3	28373512.
	4 Accounts receivable, net	1179315.	4	1508245.
	5 Receivables from current and former officers, directors, trustees, key employees, or other related parties. Complete Part II of Schedule L		5	
	6 Receivables from other disqualified persons (as defined under section 4958(f)(1)) and persons described in section 4958(c)(3)(B). Complete Part II of Schedule L		6	
	7 Notes and loans receivable, net		7	
	8 Inventories for sale or use		8	
	9 Prepaid expenses and deferred charges	614471.	9	1008154.
	10a Land, buildings, and equipment: cost basis	10a 45483319.		
	b Less: accumulated depreciation. Complete Part VI of Schedule D	10b 31389478.		
	11 Investments - publicly traded securities	12752918.	10c	14093841.
	12 Investments - other securities. See Part IV, line 11	304752.	11	109073.
	13 Investments - program-related. See Part IV, line 11		12	
	14 Intangible assets		13	
	15 Other assets. See Part IV, line 11		14	
16 Total assets. Add lines 1 through 15 (must equal line 34)	80518901.	15		
		16	76297007.	
Liabilities	17 Accounts payable and accrued expenses	15021385.	17	13515775.
	18 Grants payable		18	
	19 Deferred revenue	238180.	19	121669.
	20 Tax-exempt bond liabilities		20	
	21 Escrow account liability. Complete Part IV of Schedule D		21	
	22 Payables to current and former officers, directors, trustees, key employees, highest compensated employees, and disqualified persons. Complete Part II of Schedule L		22	
	23 Secured mortgages and notes payable to unrelated third parties	5000000.	23	5000000.
	24 Unsecured notes and loans payable		24	
	25 Other liabilities. Complete Part X of Schedule D	69222611.	25	86675968.
	26 Total liabilities. Add lines 17 through 25	89482176.	26	105313412.
Net Assets or Fund Balances	Organizations that follow SFAS 117, check here <input checked="" type="checkbox"/> and complete lines 27 through 29, and lines 33 and 34.			
	27 Unrestricted net assets	-59815020.	27	-80669151.
	28 Temporarily restricted net assets	50851745.	28	51652746.
	29 Permanently restricted net assets		29	
	Organizations that do not follow SFAS 117, check here <input type="checkbox"/> and complete lines 30 through 34.			
	30 Capital stock or trust principal, or current funds		30	
	31 Paid-in or capital surplus, or land, building, or equipment fund		31	
	32 Retained earnings, endowment, accumulated income, or other funds		32	
	33 Total net assets or fund balances	-8963275.	33	-29016405.
	34 Total liabilities and net assets/fund balances	80518901.	34	76297007.

Part XI Financial Statements and Reporting

	Yes	No
1 Accounting method used to prepare the Form 990: <input type="checkbox"/> Cash <input checked="" type="checkbox"/> Accrual <input type="checkbox"/> Other		
2a Were the organization's financial statements compiled or reviewed by an independent accountant?		X
b Were the organization's financial statements audited by an independent accountant?		X
c If "Yes" to lines 2a or 2b, does the organization have a committee that assumes responsibility for oversight of the audit, review, or compilation of its financial statements and selection of an independent accountant?		
3a As a result of a federal award, was the organization required to undergo an audit or audits as set forth in the Single Audit Act and OMB Circular A-133?		X
b If "Yes," did the organization undergo the required audit or audits?		

Schedule B
(Form 990, 990-EZ,
or 990-PF)

Department of the Treasury
Internal Revenue Service

Schedule of Contributors

▶ Attach to Form 990, 990-EZ, and 990-PF.

OMB No. 1545-0047

2008

Name of the organization

Employer identification number

Chamber of Commerce of the USA

53-0045720

Organization type (check one):

Filers of:

Section:

Form 990 or 990-EZ

501(c)(6) (enter number) organization

4947(a)(1) nonexempt charitable trust not treated as a private foundation

527 political organization

Form 990-PF

501(c)(3) exempt private foundation

4947(a)(1) nonexempt charitable trust treated as a private foundation

501(c)(3) taxable private foundation

Check if your organization is covered by the **General Rule** or a **Special Rule**. (Note. Only a section 501(c)(7), (8), or (10) organization can check boxes for both the General Rule and a Special Rule. See instructions.)

General Rule

For organizations filing Form 990, 990-EZ, or 990-PF that received, during the year, \$5,000 or more (in money or property) from any one contributor. Complete Parts I and II.

Special Rules

For a section 501(c)(3) organization filing Form 990, or Form 990-EZ, that met the 33 1/3% support test of the regulations under sections 509(a)(1)/170(b)(1)(A)(vi), and received from any one contributor, during the year, a contribution of the greater of (1) \$5,000 or (2) 2% of the amount on Form 990, Part VIII, line 1h or 2% of the amount on Form 990-EZ, line 1. Complete Parts I and II.

For a section 501(c)(7), (8), or (10) organization filing Form 990, or Form 990-EZ, that received from any one contributor, during the year, aggregate contributions or bequests of more than \$1,000 for use *exclusively* for religious, charitable, scientific, literary, or educational purposes, or the prevention of cruelty to children or animals. Complete Parts I, II, and III.

For a section 501(c)(7), (8), or (10) organization filing Form 990, or Form 990-EZ, that received from any one contributor, during the year, some contributions for use *exclusively* for religious, charitable, etc., purposes, but these contributions did not aggregate to more than \$1,000. (If this box is checked, enter here the total contributions that were received during the year for an *exclusively* religious, charitable, etc., purpose. Do not complete any of the parts unless the **General Rule** applies to this organization because it received nonexclusively religious, charitable, etc., contributions of \$5,000 or more during the year.) ▶ \$ _____

Caution. Organizations that are not covered by the General Rule and/or the Special Rules do not file Schedule B (Form 990, 990-EZ, or 990-PF), but they **must** answer "No" on Part IV, line 2 of their Form 990, or check the box in the heading of their Form 990-EZ, or on line 2 of their Form 990-PF, to certify that they do not meet the filing requirements of Schedule B (Form 990, 990-EZ, or 990-PF).

LHA For Privacy Act and Paperwork Reduction Act Notice, see the Instructions for Form 990. These instructions will be issued separately.

Schedule B (Form 990, 990-EZ, or 990-PF) (2008)

Name of organization Chamber of Commerce of the USA	Employer identification number 53-0045720
---	---

Part I Contributors (see instructions)

(a) No.	(b) Name, address, and ZIP + 4	(c) Aggregate contributions	(d) Type of contribution
1	<hr/> <hr/> <hr/> <hr/>	\$ <u>300000.</u>	Person <input checked="" type="checkbox"/> Payroll <input type="checkbox"/> Noncash <input type="checkbox"/> (Complete Part II if there is a noncash contribution.)
2	<hr/> <hr/> <hr/> <hr/>	\$ <u>5000.</u>	Person <input checked="" type="checkbox"/> Payroll <input type="checkbox"/> Noncash <input type="checkbox"/> (Complete Part II if there is a noncash contribution.)
3	<hr/> <hr/> <hr/> <hr/>	\$ <u>7500.</u>	Person <input checked="" type="checkbox"/> Payroll <input type="checkbox"/> Noncash <input type="checkbox"/> (Complete Part II if there is a noncash contribution.)
4	<hr/> <hr/> <hr/> <hr/>	\$ <u>40000.</u>	Person <input checked="" type="checkbox"/> Payroll <input type="checkbox"/> Noncash <input type="checkbox"/> (Complete Part II if there is a noncash contribution.)
5	<hr/> <hr/> <hr/> <hr/>	\$ <u>15000.</u>	Person <input checked="" type="checkbox"/> Payroll <input type="checkbox"/> Noncash <input type="checkbox"/> (Complete Part II if there is a noncash contribution.)
6	<hr/> <hr/> <hr/> <hr/>	\$ <u>207500.</u>	Person <input checked="" type="checkbox"/> Payroll <input type="checkbox"/> Noncash <input type="checkbox"/> (Complete Part II if there is a noncash contribution.)

Name of organization Chamber of Commerce of the USA	Employer identification number 53-0045720
---	---

Part I Contributors (see instructions)

(a) No.	(b) Name, address, and ZIP + 4	(c) Aggregate contributions	(d) Type of contribution
<u>7</u>		\$ <u>100000.</u>	Person <input checked="" type="checkbox"/> Payroll <input type="checkbox"/> Noncash <input type="checkbox"/> (Complete Part II if there is a noncash contribution.)
<u>8</u>		\$ <u>7480.</u>	Person <input checked="" type="checkbox"/> Payroll <input type="checkbox"/> Noncash <input type="checkbox"/> (Complete Part II if there is a noncash contribution.)
<u>9</u>		\$ <u>5000.</u>	Person <input checked="" type="checkbox"/> Payroll <input type="checkbox"/> Noncash <input type="checkbox"/> (Complete Part II if there is a noncash contribution.)
<u>10</u>		\$ <u>675074.</u>	Person <input checked="" type="checkbox"/> Payroll <input type="checkbox"/> Noncash <input type="checkbox"/> (Complete Part II if there is a noncash contribution.)
<u>11</u>		\$ <u>39973.</u>	Person <input checked="" type="checkbox"/> Payroll <input type="checkbox"/> Noncash <input type="checkbox"/> (Complete Part II if there is a noncash contribution.)
<u>12</u>		\$ <u>50000.</u>	Person <input checked="" type="checkbox"/> Payroll <input type="checkbox"/> Noncash <input type="checkbox"/> (Complete Part II if there is a noncash contribution.)

Name of organization Chamber of Commerce of the USA	Employer identification number 53-0045720
---	---

Part I Contributors (see instructions)

(a) No.	(b) Name, address, and ZIP + 4	(c) Aggregate contributions	(d) Type of contribution
13		\$ 49974.	Person <input checked="" type="checkbox"/> Payroll <input type="checkbox"/> Noncash <input type="checkbox"/> (Complete Part II if there is a noncash contribution.)
14		\$ 11000.	Person <input checked="" type="checkbox"/> Payroll <input type="checkbox"/> Noncash <input type="checkbox"/> (Complete Part II if there is a noncash contribution.)
15		\$ 78000.	Person <input checked="" type="checkbox"/> Payroll <input type="checkbox"/> Noncash <input type="checkbox"/> (Complete Part II if there is a noncash contribution.)
16		\$ 5000.	Person <input checked="" type="checkbox"/> Payroll <input type="checkbox"/> Noncash <input type="checkbox"/> (Complete Part II if there is a noncash contribution.)
17		\$ 5000.	Person <input checked="" type="checkbox"/> Payroll <input type="checkbox"/> Noncash <input type="checkbox"/> (Complete Part II if there is a noncash contribution.)
18		\$ 15000.	Person <input checked="" type="checkbox"/> Payroll <input type="checkbox"/> Noncash <input type="checkbox"/> (Complete Part II if there is a noncash contribution.)

Name of organization Chamber of Commerce of the USA	Employer identification number 53-0045720
---	---

Part I Contributors (see instructions)

(a) No.	(b) Name, address, and ZIP + 4	(c) Aggregate contributions	(d) Type of contribution
19		\$ <u>5000.</u>	Person <input checked="" type="checkbox"/> Payroll <input type="checkbox"/> Noncash <input type="checkbox"/> (Complete Part II if there is a noncash contribution.)
20		\$ <u>20000.</u>	Person <input checked="" type="checkbox"/> Payroll <input type="checkbox"/> Noncash <input type="checkbox"/> (Complete Part II if there is a noncash contribution.)
21		\$ <u>10000.</u>	Person <input checked="" type="checkbox"/> Payroll <input type="checkbox"/> Noncash <input type="checkbox"/> (Complete Part II if there is a noncash contribution.)
22		\$ <u>10000.</u>	Person <input checked="" type="checkbox"/> Payroll <input type="checkbox"/> Noncash <input type="checkbox"/> (Complete Part II if there is a noncash contribution.)
23		\$ <u>10000.</u>	Person <input checked="" type="checkbox"/> Payroll <input type="checkbox"/> Noncash <input type="checkbox"/> (Complete Part II if there is a noncash contribution.)
24		\$ <u>9200.</u>	Person <input checked="" type="checkbox"/> Payroll <input type="checkbox"/> Noncash <input type="checkbox"/> (Complete Part II if there is a noncash contribution.)

Name of organization Chamber of Commerce of the USA	Employer identification number 53-0045720
---	---

Part I Contributors (see instructions)

(a) No.	(b) Name, address, and ZIP + 4	(c) Aggregate contributions	(d) Type of contribution
25	 <hr/> <hr/> <hr/>	\$ 20000.	Person <input checked="" type="checkbox"/> Payroll <input type="checkbox"/> Noncash <input type="checkbox"/> (Complete Part II if there is a noncash contribution.)
26	 <hr/> <hr/> <hr/>	\$ 7500.	Person <input checked="" type="checkbox"/> Payroll <input type="checkbox"/> Noncash <input type="checkbox"/> (Complete Part II if there is a noncash contribution.)
27	 <hr/> <hr/> <hr/>	\$ 25000.	Person <input checked="" type="checkbox"/> Payroll <input type="checkbox"/> Noncash <input type="checkbox"/> (Complete Part II if there is a noncash contribution.)
28	 <hr/> <hr/> <hr/>	\$ 10000.	Person <input checked="" type="checkbox"/> Payroll <input type="checkbox"/> Noncash <input type="checkbox"/> (Complete Part II if there is a noncash contribution.)
29	 <hr/> <hr/> <hr/>	\$ 30000.	Person <input checked="" type="checkbox"/> Payroll <input type="checkbox"/> Noncash <input type="checkbox"/> (Complete Part II if there is a noncash contribution.)
30	 <hr/> <hr/> <hr/>	\$ 100000.	Person <input checked="" type="checkbox"/> Payroll <input type="checkbox"/> Noncash <input type="checkbox"/> (Complete Part II if there is a noncash contribution.)

Name of organization Chamber of Commerce of the USA	Employer identification number 53-0045720
---	---

Part I Contributors (see instructions)

(a) No.	(b) Name, address, and ZIP + 4	(c) Aggregate contributions	(d) Type of contribution
31		\$ 25000.	Person <input checked="" type="checkbox"/> Payroll <input type="checkbox"/> Noncash <input type="checkbox"/> (Complete Part II if there is a noncash contribution.)
32		\$ 5500.	Person <input checked="" type="checkbox"/> Payroll <input type="checkbox"/> Noncash <input type="checkbox"/> (Complete Part II if there is a noncash contribution.)
33		\$ 5000.	Person <input checked="" type="checkbox"/> Payroll <input type="checkbox"/> Noncash <input type="checkbox"/> (Complete Part II if there is a noncash contribution.)
34		\$ 7493.	Person <input checked="" type="checkbox"/> Payroll <input type="checkbox"/> Noncash <input type="checkbox"/> (Complete Part II if there is a noncash contribution.)
35		\$ 9985.	Person <input checked="" type="checkbox"/> Payroll <input type="checkbox"/> Noncash <input type="checkbox"/> (Complete Part II if there is a noncash contribution.)
36		\$ 100000.	Person <input checked="" type="checkbox"/> Payroll <input type="checkbox"/> Noncash <input type="checkbox"/> (Complete Part II if there is a noncash contribution.)

Name of organization Chamber of Commerce of the USA	Employer identification number 53-0045720
---	---

Part I Contributors (see instructions)

(a) No.	(b) Name, address, and ZIP + 4	(c) Aggregate contributions	(d) Type of contribution
37	<hr/> <hr/> <hr/> <hr/>	\$ 10000.	Person <input checked="" type="checkbox"/> Payroll <input type="checkbox"/> Noncash <input type="checkbox"/> (Complete Part II if there is a noncash contribution.)
38	<hr/> <hr/> <hr/> <hr/>	\$ 100000.	Person <input checked="" type="checkbox"/> Payroll <input type="checkbox"/> Noncash <input type="checkbox"/> (Complete Part II if there is a noncash contribution.)
39	<hr/> <hr/> <hr/> <hr/>	\$ 50000.	Person <input checked="" type="checkbox"/> Payroll <input type="checkbox"/> Noncash <input type="checkbox"/> (Complete Part II if there is a noncash contribution.)
40	<hr/> <hr/> <hr/> <hr/>	\$ 15000.	Person <input checked="" type="checkbox"/> Payroll <input type="checkbox"/> Noncash <input type="checkbox"/> (Complete Part II if there is a noncash contribution.)
41	<hr/> <hr/> <hr/> <hr/>	\$ 250000.	Person <input checked="" type="checkbox"/> Payroll <input type="checkbox"/> Noncash <input type="checkbox"/> (Complete Part II if there is a noncash contribution.)
42	<hr/> <hr/> <hr/> <hr/>	\$ 7500.	Person <input checked="" type="checkbox"/> Payroll <input type="checkbox"/> Noncash <input type="checkbox"/> (Complete Part II if there is a noncash contribution.)

Name of organization

Employer identification number

Chamber of Commerce of the USA

53-0045720

Part I Contributors (see instructions)

(a) No.	(b) Name, address, and ZIP + 4	(c) Aggregate contributions	(d) Type of contribution
43		\$ 10000.	Person <input checked="" type="checkbox"/> Payroll <input type="checkbox"/> Noncash <input type="checkbox"/> (Complete Part II if there is a noncash contribution.)
44		\$ 50000.	Person <input checked="" type="checkbox"/> Payroll <input type="checkbox"/> Noncash <input type="checkbox"/> (Complete Part II if there is a noncash contribution.)
45		\$ 9000.	Person <input checked="" type="checkbox"/> Payroll <input type="checkbox"/> Noncash <input type="checkbox"/> (Complete Part II if there is a noncash contribution.)
46		\$ 12500.	Person <input checked="" type="checkbox"/> Payroll <input type="checkbox"/> Noncash <input type="checkbox"/> (Complete Part II if there is a noncash contribution.)
47		\$ 5000.	Person <input checked="" type="checkbox"/> Payroll <input type="checkbox"/> Noncash <input type="checkbox"/> (Complete Part II if there is a noncash contribution.)
48		\$ 120000.	Person <input checked="" type="checkbox"/> Payroll <input type="checkbox"/> Noncash <input type="checkbox"/> (Complete Part II if there is a noncash contribution.)

Name of organization Chamber of Commerce of the USA	Employer identification number 53-0045720
---	---

Part I Contributors (see instructions)

(a) No.	(b) Name, address, and ZIP + 4	(c) Aggregate contributions	(d) Type of contribution
49		\$ <u>5000.</u>	Person <input checked="" type="checkbox"/> Payroll <input type="checkbox"/> Noncash <input type="checkbox"/> (Complete Part II if there is a noncash contribution.)
50		\$ <u>141000.</u>	Person <input checked="" type="checkbox"/> Payroll <input type="checkbox"/> Noncash <input type="checkbox"/> (Complete Part II if there is a noncash contribution.)
51		\$ <u>50000.</u>	Person <input checked="" type="checkbox"/> Payroll <input type="checkbox"/> Noncash <input type="checkbox"/> (Complete Part II if there is a noncash contribution.)
52		\$ <u>20000.</u>	Person <input checked="" type="checkbox"/> Payroll <input type="checkbox"/> Noncash <input type="checkbox"/> (Complete Part II if there is a noncash contribution.)
53		\$ <u>40000.</u>	Person <input checked="" type="checkbox"/> Payroll <input type="checkbox"/> Noncash <input type="checkbox"/> (Complete Part II if there is a noncash contribution.)
54		\$ <u>31250.</u>	Person <input checked="" type="checkbox"/> Payroll <input type="checkbox"/> Noncash <input type="checkbox"/> (Complete Part II if there is a noncash contribution.)

Name of organization

Employer identification number

Chamber of Commerce of the USA

53-0045720

Part I Contributors (see instructions)

(a) No.	(b) Name, address, and ZIP + 4	(c) Aggregate contributions	(d) Type of contribution
55		\$ 33000.	Person <input checked="" type="checkbox"/> Payroll <input type="checkbox"/> Noncash <input type="checkbox"/> (Complete Part II if there is a noncash contribution.)
56		\$ 250000.	Person <input checked="" type="checkbox"/> Payroll <input type="checkbox"/> Noncash <input type="checkbox"/> (Complete Part II if there is a noncash contribution.)
57		\$ 55000.	Person <input checked="" type="checkbox"/> Payroll <input type="checkbox"/> Noncash <input type="checkbox"/> (Complete Part II if there is a noncash contribution.)
58		\$ 100000.	Person <input checked="" type="checkbox"/> Payroll <input type="checkbox"/> Noncash <input type="checkbox"/> (Complete Part II if there is a noncash contribution.)
59		\$ 10000.	Person <input checked="" type="checkbox"/> Payroll <input type="checkbox"/> Noncash <input type="checkbox"/> (Complete Part II if there is a noncash contribution.)
60		\$ 100000.	Person <input checked="" type="checkbox"/> Payroll <input type="checkbox"/> Noncash <input type="checkbox"/> (Complete Part II if there is a noncash contribution.)

Name of organization Chamber of Commerce of the USA	Employer identification number 53-0045720
---	---

Part I Contributors (see instructions)

(a) No.	(b) Name, address, and ZIP + 4	(c) Aggregate contributions	(d) Type of contribution
61		\$ 6000.	Person <input checked="" type="checkbox"/> Payroll <input type="checkbox"/> Noncash <input type="checkbox"/> (Complete Part II if there is a noncash contribution.)
62		\$ 5000.	Person <input checked="" type="checkbox"/> Payroll <input type="checkbox"/> Noncash <input type="checkbox"/> (Complete Part II if there is a noncash contribution.)
63		\$ 25000.	Person <input checked="" type="checkbox"/> Payroll <input type="checkbox"/> Noncash <input type="checkbox"/> (Complete Part II if there is a noncash contribution.)
64		\$ 1512661.	Person <input checked="" type="checkbox"/> Payroll <input type="checkbox"/> Noncash <input type="checkbox"/> (Complete Part II if there is a noncash contribution.)
65		\$ 1200000.	Person <input checked="" type="checkbox"/> Payroll <input type="checkbox"/> Noncash <input type="checkbox"/> (Complete Part II if there is a noncash contribution.)
66		\$ 500000.	Person <input checked="" type="checkbox"/> Payroll <input type="checkbox"/> Noncash <input type="checkbox"/> (Complete Part II if there is a noncash contribution.)

Name of organization Chamber of Commerce of the USA	Employer identification number 53-0045720
---	---

Part I Contributors (see Instructions)

(a) No.	(b) Name, address, and ZIP + 4	(c) Aggregate contributions	(d) Type of contribution
67	<hr/> <hr/> <hr/> <hr/>	\$ 14977.	Person <input checked="" type="checkbox"/> Payroll <input type="checkbox"/> Noncash <input type="checkbox"/> (Complete Part II if there is a noncash contribution.)
68	<hr/> <hr/> <hr/> <hr/>	\$ 50000.	Person <input checked="" type="checkbox"/> Payroll <input type="checkbox"/> Noncash <input type="checkbox"/> (Complete Part II if there is a noncash contribution.)
69	<hr/> <hr/> <hr/> <hr/>	\$ 10750.	Person <input checked="" type="checkbox"/> Payroll <input type="checkbox"/> Noncash <input type="checkbox"/> (Complete Part II if there is a noncash contribution.)
70	<hr/> <hr/> <hr/> <hr/>	\$ 19000.	Person <input checked="" type="checkbox"/> Payroll <input type="checkbox"/> Noncash <input type="checkbox"/> (Complete Part II if there is a noncash contribution.)
71	<hr/> <hr/> <hr/> <hr/>	\$ 600000.	Person <input checked="" type="checkbox"/> Payroll <input type="checkbox"/> Noncash <input type="checkbox"/> (Complete Part II if there is a noncash contribution.)
72	<hr/> <hr/> <hr/> <hr/>	\$ 5000.	Person <input checked="" type="checkbox"/> Payroll <input type="checkbox"/> Noncash <input type="checkbox"/> (Complete Part II if there is a noncash contribution.)

Name of organization

Employer identification number

Chamber of Commerce of the USA

53-0045720

Part I Contributors (see instructions)

(a) No.	(b) Name, address, and ZIP + 4	(c) Aggregate contributions	(d) Type of contribution
73		\$ 50000.	Person <input checked="" type="checkbox"/> Payroll <input type="checkbox"/> Noncash <input type="checkbox"/> (Complete Part II if there is a noncash contribution.)
74		\$ 10000.	Person <input checked="" type="checkbox"/> Payroll <input type="checkbox"/> Noncash <input type="checkbox"/> (Complete Part II if there is a noncash contribution.)
75		\$ 5000.	Person <input checked="" type="checkbox"/> Payroll <input type="checkbox"/> Noncash <input type="checkbox"/> (Complete Part II if there is a noncash contribution.)
76		\$ 5000.	Person <input checked="" type="checkbox"/> Payroll <input type="checkbox"/> Noncash <input type="checkbox"/> (Complete Part II if there is a noncash contribution.)
77		\$ 5000.	Person <input checked="" type="checkbox"/> Payroll <input type="checkbox"/> Noncash <input type="checkbox"/> (Complete Part II if there is a noncash contribution.)
78		\$ 5000.	Person <input checked="" type="checkbox"/> Payroll <input type="checkbox"/> Noncash <input type="checkbox"/> (Complete Part II if there is a noncash contribution.)

Name of organization Chamber of Commerce of the USA	Employer identification number 53-0045720
---	---

Part I Contributors (see instructions)

(a) No.	(b) Name, address, and ZIP + 4	(c) Aggregate contributions	(d) Type of contribution
79	<hr/> <hr/> <hr/> <hr/>	\$ <u>20000.</u>	Person <input checked="" type="checkbox"/> Payroll <input type="checkbox"/> Noncash <input type="checkbox"/> (Complete Part II if there is a noncash contribution.)
80	<hr/> <hr/> <hr/> <hr/>	\$ <u>6000.</u>	Person <input checked="" type="checkbox"/> Payroll <input type="checkbox"/> Noncash <input type="checkbox"/> (Complete Part II if there is a noncash contribution.)
81	<hr/> <hr/> <hr/> <hr/>	\$ <u>50000.</u>	Person <input checked="" type="checkbox"/> Payroll <input type="checkbox"/> Noncash <input type="checkbox"/> (Complete Part II if there is a noncash contribution.)
82	<hr/> <hr/> <hr/> <hr/>	\$ <u>50000.</u>	Person <input checked="" type="checkbox"/> Payroll <input type="checkbox"/> Noncash <input type="checkbox"/> (Complete Part II if there is a noncash contribution.)
83	<hr/> <hr/> <hr/> <hr/>	\$ <u>7759.</u>	Person <input checked="" type="checkbox"/> Payroll <input type="checkbox"/> Noncash <input type="checkbox"/> (Complete Part II if there is a noncash contribution.)
84	<hr/> <hr/> <hr/> <hr/>	\$ <u>10625.</u>	Person <input checked="" type="checkbox"/> Payroll <input type="checkbox"/> Noncash <input type="checkbox"/> (Complete Part II if there is a noncash contribution.)

Name of organization

Employer identification number

Chamber of Commerce of the USA

53-0045720

Part I Contributors (see instructions)

(a) No.	(b) Name, address, and ZIP + 4	(c) Aggregate contributions	(d) Type of contribution
85		\$ 25000.	Person <input checked="" type="checkbox"/> Payroll <input type="checkbox"/> Noncash <input type="checkbox"/> (Complete Part II if there is a noncash contribution.)
86		\$ 25000.	Person <input checked="" type="checkbox"/> Payroll <input type="checkbox"/> Noncash <input type="checkbox"/> (Complete Part II if there is a noncash contribution.)
87		\$ 25000.	Person <input checked="" type="checkbox"/> Payroll <input type="checkbox"/> Noncash <input type="checkbox"/> (Complete Part II if there is a noncash contribution.)
88		\$ 26440.	Person <input checked="" type="checkbox"/> Payroll <input type="checkbox"/> Noncash <input type="checkbox"/> (Complete Part II if there is a noncash contribution.)
89		\$ 700000.	Person <input checked="" type="checkbox"/> Payroll <input type="checkbox"/> Noncash <input type="checkbox"/> (Complete Part II if there is a noncash contribution.)
90		\$ 65000.	Person <input checked="" type="checkbox"/> Payroll <input type="checkbox"/> Noncash <input type="checkbox"/> (Complete Part II if there is a noncash contribution.)

Name of organization Chamber of Commerce of the USA	Employer identification number 53-0045720
---	---

Part I Contributors (see instructions)

(a) No.	(b) Name, address, and ZIP + 4	(c) Aggregate contributions	(d) Type of contribution
91		\$ 5000.	Person <input checked="" type="checkbox"/> Payroll <input type="checkbox"/> Noncash <input type="checkbox"/> (Complete Part II if there is a noncash contribution.)
92		\$ 15000.	Person <input checked="" type="checkbox"/> Payroll <input type="checkbox"/> Noncash <input type="checkbox"/> (Complete Part II if there is a noncash contribution.)
93		\$ 25000.	Person <input checked="" type="checkbox"/> Payroll <input type="checkbox"/> Noncash <input type="checkbox"/> (Complete Part II if there is a noncash contribution.)
94		\$ 5000.	Person <input checked="" type="checkbox"/> Payroll <input type="checkbox"/> Noncash <input type="checkbox"/> (Complete Part II if there is a noncash contribution.)
95		\$ 190000.	Person <input checked="" type="checkbox"/> Payroll <input type="checkbox"/> Noncash <input type="checkbox"/> (Complete Part II if there is a noncash contribution.)
96		\$ 30625.	Person <input checked="" type="checkbox"/> Payroll <input type="checkbox"/> Noncash <input type="checkbox"/> (Complete Part II if there is a noncash contribution.)

Name of organization Chamber of Commerce of the USA	Employer identification number 53-0045720
---	---

Part I Contributors (see instructions)

(a) No.	(b) Name, address, and ZIP + 4	(c) Aggregate contributions	(d) Type of contribution
97		\$ 5000.	Person <input checked="" type="checkbox"/> Payroll <input type="checkbox"/> Noncash <input type="checkbox"/> (Complete Part II if there is a noncash contribution.)
98		\$ 25000.	Person <input checked="" type="checkbox"/> Payroll <input type="checkbox"/> Noncash <input type="checkbox"/> (Complete Part II if there is a noncash contribution.)
99		\$ 17000.	Person <input checked="" type="checkbox"/> Payroll <input type="checkbox"/> Noncash <input type="checkbox"/> (Complete Part II if there is a noncash contribution.)
100		\$ 17500.	Person <input checked="" type="checkbox"/> Payroll <input type="checkbox"/> Noncash <input type="checkbox"/> (Complete Part II if there is a noncash contribution.)
101		\$ 27500.	Person <input checked="" type="checkbox"/> Payroll <input type="checkbox"/> Noncash <input type="checkbox"/> (Complete Part II if there is a noncash contribution.)
102		\$ 275000.	Person <input checked="" type="checkbox"/> Payroll <input type="checkbox"/> Noncash <input type="checkbox"/> (Complete Part II if there is a noncash contribution.)

Name of organization Chamber of Commerce of the USA	Employer identification number 53-0045720
---	---

Part I Contributors (see instructions)

(a) No.	(b) Name, address, and ZIP + 4	(c) Aggregate contributions	(d) Type of contribution
103	<hr/> <hr/> <hr/>	\$ 225000.	Person <input checked="" type="checkbox"/> Payroll <input type="checkbox"/> Noncash <input type="checkbox"/> (Complete Part II if there is a noncash contribution.)
104	<hr/> <hr/> <hr/>	\$ 20000.	Person <input checked="" type="checkbox"/> Payroll <input type="checkbox"/> Noncash <input type="checkbox"/> (Complete Part II if there is a noncash contribution.)
105	<hr/> <hr/> <hr/>	\$ 5000.	Person <input checked="" type="checkbox"/> Payroll <input type="checkbox"/> Noncash <input type="checkbox"/> (Complete Part II if there is a noncash contribution.)
106	<hr/> <hr/> <hr/>	\$ 194000.	Person <input checked="" type="checkbox"/> Payroll <input type="checkbox"/> Noncash <input type="checkbox"/> (Complete Part II if there is a noncash contribution.)
107	<hr/> <hr/> <hr/>	\$ 32500.	Person <input checked="" type="checkbox"/> Payroll <input type="checkbox"/> Noncash <input type="checkbox"/> (Complete Part II if there is a noncash contribution.)
108	<hr/> <hr/> <hr/>	\$ 5000.	Person <input checked="" type="checkbox"/> Payroll <input type="checkbox"/> Noncash <input type="checkbox"/> (Complete Part II if there is a noncash contribution.)

Name of organization Chamber of Commerce of the USA	Employer identification number 53-0045720
---	---

Part I Contributors (see instructions)

(a) No.	(b) Name, address, and ZIP + 4	(c) Aggregate contributions	(d) Type of contribution
109		\$ 5000.	Person <input checked="" type="checkbox"/> Payroll <input type="checkbox"/> Noncash <input type="checkbox"/> (Complete Part II if there is a noncash contribution.)
110		\$ 17500.	Person <input checked="" type="checkbox"/> Payroll <input type="checkbox"/> Noncash <input type="checkbox"/> (Complete Part II if there is a noncash contribution.)
111		\$ 25000.	Person <input checked="" type="checkbox"/> Payroll <input type="checkbox"/> Noncash <input type="checkbox"/> (Complete Part II if there is a noncash contribution.)
112		\$ 5000.	Person <input checked="" type="checkbox"/> Payroll <input type="checkbox"/> Noncash <input type="checkbox"/> (Complete Part II if there is a noncash contribution.)
113		\$ 25000.	Person <input checked="" type="checkbox"/> Payroll <input type="checkbox"/> Noncash <input type="checkbox"/> (Complete Part II if there is a noncash contribution.)
114		\$ 7500.	Person <input checked="" type="checkbox"/> Payroll <input type="checkbox"/> Noncash <input type="checkbox"/> (Complete Part II if there is a noncash contribution.)

Name of organization Chamber of Commerce of the USA	Employer identification number 53-0045720
---	---

Part I Contributors (see instructions)

(a) No.	(b) Name, address, and ZIP + 4	(c) Aggregate contributions	(d) Type of contribution
115		\$ <u>5000.</u>	Person <input checked="" type="checkbox"/> Payroll <input type="checkbox"/> Noncash <input type="checkbox"/> (Complete Part II if there is a noncash contribution.)
116		\$ <u>185625.</u>	Person <input checked="" type="checkbox"/> Payroll <input type="checkbox"/> Noncash <input type="checkbox"/> (Complete Part II if there is a noncash contribution.)
117		\$ <u>5000.</u>	Person <input checked="" type="checkbox"/> Payroll <input type="checkbox"/> Noncash <input type="checkbox"/> (Complete Part II if there is a noncash contribution.)
118		\$ <u>28252.</u>	Person <input checked="" type="checkbox"/> Payroll <input type="checkbox"/> Noncash <input type="checkbox"/> (Complete Part II if there is a noncash contribution.)
119		\$ <u>11000.</u>	Person <input checked="" type="checkbox"/> Payroll <input type="checkbox"/> Noncash <input type="checkbox"/> (Complete Part II if there is a noncash contribution.)
120		\$ <u>10000.</u>	Person <input checked="" type="checkbox"/> Payroll <input type="checkbox"/> Noncash <input type="checkbox"/> (Complete Part II if there is a noncash contribution.)

Name of organization

Employer identification number

Chamber of Commerce of the USA

53-0045720

Part I Contributors (see instructions)

(a) No.	(b) Name, address, and ZIP + 4	(c) Aggregate contributions	(d) Type of contribution
121		\$ 5000.	Person <input checked="" type="checkbox"/> Payroll <input type="checkbox"/> Noncash <input type="checkbox"/> (Complete Part II if there is a noncash contribution.)
122		\$ 5000.	Person <input checked="" type="checkbox"/> Payroll <input type="checkbox"/> Noncash <input type="checkbox"/> (Complete Part II if there is a noncash contribution.)
123		\$ 15000.	Person <input checked="" type="checkbox"/> Payroll <input type="checkbox"/> Noncash <input type="checkbox"/> (Complete Part II if there is a noncash contribution.)
124		\$ 75000.	Person <input checked="" type="checkbox"/> Payroll <input type="checkbox"/> Noncash <input type="checkbox"/> (Complete Part II if there is a noncash contribution.)
125		\$ 5000.	Person <input checked="" type="checkbox"/> Payroll <input type="checkbox"/> Noncash <input type="checkbox"/> (Complete Part II if there is a noncash contribution.)
126		\$ 5000.	Person <input checked="" type="checkbox"/> Payroll <input type="checkbox"/> Noncash <input type="checkbox"/> (Complete Part II if there is a noncash contribution.)

Name of organization Chamber of Commerce of the USA	Employer identification number 53-0045720
---	---

Part I Contributors (see instructions)

(a) No.	(b) Name, address, and ZIP + 4	(c) Aggregate contributions	(d) Type of contribution
127		\$ 25000.	Person <input checked="" type="checkbox"/> Payroll <input type="checkbox"/> Noncash <input type="checkbox"/> (Complete Part II if there is a noncash contribution.)
128		\$ 5000.	Person <input checked="" type="checkbox"/> Payroll <input type="checkbox"/> Noncash <input type="checkbox"/> (Complete Part II if there is a noncash contribution.)
129		\$ 25000.	Person <input checked="" type="checkbox"/> Payroll <input type="checkbox"/> Noncash <input type="checkbox"/> (Complete Part II if there is a noncash contribution.)
130		\$ 5000.	Person <input checked="" type="checkbox"/> Payroll <input type="checkbox"/> Noncash <input type="checkbox"/> (Complete Part II if there is a noncash contribution.)
131		\$ 25000.	Person <input checked="" type="checkbox"/> Payroll <input type="checkbox"/> Noncash <input type="checkbox"/> (Complete Part II if there is a noncash contribution.)
132		\$ 15000.	Person <input checked="" type="checkbox"/> Payroll <input type="checkbox"/> Noncash <input type="checkbox"/> (Complete Part II if there is a noncash contribution.)

Name of organization Chamber of Commerce of the USA	Employer identification number 53-0045720
---	---

Part I Contributors (see instructions)

(a) No.	(b) Name, address, and ZIP + 4	(c) Aggregate contributions	(d) Type of contribution
133		\$ 106000.	Person <input checked="" type="checkbox"/> Payroll <input type="checkbox"/> Noncash <input type="checkbox"/> (Complete Part II if there is a noncash contribution.)
134		\$ 5000.	Person <input checked="" type="checkbox"/> Payroll <input type="checkbox"/> Noncash <input type="checkbox"/> (Complete Part II if there is a noncash contribution.)
135		\$ 10000.	Person <input checked="" type="checkbox"/> Payroll <input type="checkbox"/> Noncash <input type="checkbox"/> (Complete Part II if there is a noncash contribution.)
136		\$ 1900000.	Person <input checked="" type="checkbox"/> Payroll <input type="checkbox"/> Noncash <input type="checkbox"/> (Complete Part II if there is a noncash contribution.)
137		\$ 50000.	Person <input checked="" type="checkbox"/> Payroll <input type="checkbox"/> Noncash <input type="checkbox"/> (Complete Part II if there is a noncash contribution.)
138		\$ 50000.	Person <input checked="" type="checkbox"/> Payroll <input type="checkbox"/> Noncash <input type="checkbox"/> (Complete Part II if there is a noncash contribution.)

Name of organization

Employer identification number

Chamber of Commerce of the USA

53-0045720

Part I Contributors (see instructions)

(a) No.	(b) Name, address, and ZIP + 4	(c) Aggregate contributions	(d) Type of contribution
139		\$ 107500.	Person <input checked="" type="checkbox"/> Payroll <input type="checkbox"/> Noncash <input type="checkbox"/> (Complete Part II if there is a noncash contribution.)
140		\$ 100000.	Person <input checked="" type="checkbox"/> Payroll <input type="checkbox"/> Noncash <input type="checkbox"/> (Complete Part II if there is a noncash contribution.)
141		\$ 7500.	Person <input checked="" type="checkbox"/> Payroll <input type="checkbox"/> Noncash <input type="checkbox"/> (Complete Part II if there is a noncash contribution.)
142		\$ 10000.	Person <input checked="" type="checkbox"/> Payroll <input type="checkbox"/> Noncash <input type="checkbox"/> (Complete Part II if there is a noncash contribution.)
143		\$ 7474.	Person <input checked="" type="checkbox"/> Payroll <input type="checkbox"/> Noncash <input type="checkbox"/> (Complete Part II if there is a noncash contribution.)
144		\$ 100000.	Person <input checked="" type="checkbox"/> Payroll <input type="checkbox"/> Noncash <input type="checkbox"/> (Complete Part II if there is a noncash contribution.)

Name of organization Chamber of Commerce of the USA	Employer identification number 53-0045720
---	---

Part I Contributors (see instructions)

(a) No.	(b) Name, address, and ZIP + 4	(c) Aggregate contributions	(d) Type of contribution
145		\$ 25000.	Person <input checked="" type="checkbox"/> Payroll <input type="checkbox"/> Noncash <input type="checkbox"/> (Complete Part II if there is a noncash contribution.)
146		\$ 175000.	Person <input checked="" type="checkbox"/> Payroll <input type="checkbox"/> Noncash <input type="checkbox"/> (Complete Part II if there is a noncash contribution.)
147		\$ 63000.	Person <input checked="" type="checkbox"/> Payroll <input type="checkbox"/> Noncash <input type="checkbox"/> (Complete Part II if there is a noncash contribution.)
148		\$ 50000.	Person <input checked="" type="checkbox"/> Payroll <input type="checkbox"/> Noncash <input type="checkbox"/> (Complete Part II if there is a noncash contribution.)
149		\$ 100000.	Person <input checked="" type="checkbox"/> Payroll <input type="checkbox"/> Noncash <input type="checkbox"/> (Complete Part II if there is a noncash contribution.)
150		\$ 100000.	Person <input checked="" type="checkbox"/> Payroll <input type="checkbox"/> Noncash <input type="checkbox"/> (Complete Part II if there is a noncash contribution.)

Name of organization Chamber of Commerce of the USA	Employer identification number 53-0045720
---	---

Part I Contributors (see instructions)

(a) No.	(b) Name, address, and ZIP + 4	(c) Aggregate contributions	(d) Type of contribution
151		\$ 100000.	Person <input checked="" type="checkbox"/> Payroll <input type="checkbox"/> Noncash <input type="checkbox"/> (Complete Part II if there is a noncash contribution.)
152		\$ 106000.	Person <input checked="" type="checkbox"/> Payroll <input type="checkbox"/> Noncash <input type="checkbox"/> (Complete Part II if there is a noncash contribution.)
153		\$ 25000.	Person <input checked="" type="checkbox"/> Payroll <input type="checkbox"/> Noncash <input type="checkbox"/> (Complete Part II if there is a noncash contribution.)
154		\$ 25000.	Person <input checked="" type="checkbox"/> Payroll <input type="checkbox"/> Noncash <input type="checkbox"/> (Complete Part II if there is a noncash contribution.)
155		\$ 50000.	Person <input checked="" type="checkbox"/> Payroll <input type="checkbox"/> Noncash <input type="checkbox"/> (Complete Part II if there is a noncash contribution.)
156		\$ 40000.	Person <input checked="" type="checkbox"/> Payroll <input type="checkbox"/> Noncash <input type="checkbox"/> (Complete Part II if there is a noncash contribution.)

Name of organization Chamber of Commerce of the USA	Employer identification number 53-0045720
---	---

Part I Contributors (see instructions)

(a) No.	(b) Name, address, and ZIP + 4	(c) Aggregate contributions	(d) Type of contribution
157		\$ 225000.	Person <input checked="" type="checkbox"/> Payroll <input type="checkbox"/> Noncash <input type="checkbox"/> (Complete Part II if there is a noncash contribution.)
158		\$ 5000.	Person <input checked="" type="checkbox"/> Payroll <input type="checkbox"/> Noncash <input type="checkbox"/> (Complete Part II if there is a noncash contribution.)
159		\$ 50000.	Person <input checked="" type="checkbox"/> Payroll <input type="checkbox"/> Noncash <input type="checkbox"/> (Complete Part II if there is a noncash contribution.)
160		\$ 100000.	Person <input checked="" type="checkbox"/> Payroll <input type="checkbox"/> Noncash <input type="checkbox"/> (Complete Part II if there is a noncash contribution.)
161		\$ 7500.	Person <input checked="" type="checkbox"/> Payroll <input type="checkbox"/> Noncash <input type="checkbox"/> (Complete Part II if there is a noncash contribution.)
162		\$ 16500.	Person <input checked="" type="checkbox"/> Payroll <input type="checkbox"/> Noncash <input type="checkbox"/> (Complete Part II if there is a noncash contribution.)

Name of organization Chamber of Commerce of the USA	Employer identification number 53-0045720
---	---

Part I Contributors (see instructions)

(a) No.	(b) Name, address, and ZIP + 4	(c) Aggregate contributions	(d) Type of contribution
163		\$ 5000.	Person <input checked="" type="checkbox"/> Payroll <input type="checkbox"/> Noncash <input type="checkbox"/> (Complete Part II if there is a noncash contribution.)
164		\$ 15000.	Person <input checked="" type="checkbox"/> Payroll <input type="checkbox"/> Noncash <input type="checkbox"/> (Complete Part II if there is a noncash contribution.)
165		\$ 5000.	Person <input checked="" type="checkbox"/> Payroll <input type="checkbox"/> Noncash <input type="checkbox"/> (Complete Part II if there is a noncash contribution.)
166		\$ 7500.	Person <input checked="" type="checkbox"/> Payroll <input type="checkbox"/> Noncash <input type="checkbox"/> (Complete Part II if there is a noncash contribution.)
167		\$ 60000.	Person <input checked="" type="checkbox"/> Payroll <input type="checkbox"/> Noncash <input type="checkbox"/> (Complete Part II if there is a noncash contribution.)
168		\$ 35031.	Person <input checked="" type="checkbox"/> Payroll <input type="checkbox"/> Noncash <input type="checkbox"/> (Complete Part II if there is a noncash contribution.)

Name of organization

Employer identification number

Chamber of Commerce of the USA

53-0045720

Part I Contributors (see instructions)

(a) No.	(b) Name, address, and ZIP + 4	(c) Aggregate contributions	(d) Type of contribution
169		\$ 5000.	Person <input checked="" type="checkbox"/> Payroll <input type="checkbox"/> Noncash <input type="checkbox"/> (Complete Part II if there is a noncash contribution.)
170		\$ 5000.	Person <input checked="" type="checkbox"/> Payroll <input type="checkbox"/> Noncash <input type="checkbox"/> (Complete Part II if there is a noncash contribution.)
171		\$ 5000.	Person <input checked="" type="checkbox"/> Payroll <input type="checkbox"/> Noncash <input type="checkbox"/> (Complete Part II if there is a noncash contribution.)
172		\$ 7500.	Person <input checked="" type="checkbox"/> Payroll <input type="checkbox"/> Noncash <input type="checkbox"/> (Complete Part II if there is a noncash contribution.)
173		\$ 25000.	Person <input checked="" type="checkbox"/> Payroll <input type="checkbox"/> Noncash <input type="checkbox"/> (Complete Part II if there is a noncash contribution.)
174		\$ 25000.	Person <input checked="" type="checkbox"/> Payroll <input type="checkbox"/> Noncash <input type="checkbox"/> (Complete Part II if there is a noncash contribution.)

Name of organization Chamber of Commerce of the USA	Employer identification number 53-0045720
---	---

Part I Contributors (see instructions)

(a) No.	(b) Name, address, and ZIP + 4	(c) Aggregate contributions	(d) Type of contribution
175		\$ 53778.	Person <input checked="" type="checkbox"/> Payroll <input type="checkbox"/> Noncash <input type="checkbox"/> (Complete Part II if there is a noncash contribution.)
176		\$ 15000.	Person <input checked="" type="checkbox"/> Payroll <input type="checkbox"/> Noncash <input type="checkbox"/> (Complete Part II if there is a noncash contribution.)
177		\$ 5000.	Person <input checked="" type="checkbox"/> Payroll <input type="checkbox"/> Noncash <input type="checkbox"/> (Complete Part II if there is a noncash contribution.)
178		\$ 20000.	Person <input checked="" type="checkbox"/> Payroll <input type="checkbox"/> Noncash <input type="checkbox"/> (Complete Part II if there is a noncash contribution.)
179		\$ 50000.	Person <input checked="" type="checkbox"/> Payroll <input type="checkbox"/> Noncash <input type="checkbox"/> (Complete Part II if there is a noncash contribution.)
180		\$ 20000.	Person <input checked="" type="checkbox"/> Payroll <input type="checkbox"/> Noncash <input type="checkbox"/> (Complete Part II if there is a noncash contribution.)

Name of organization

Employer identification number

Chamber of Commerce of the USA

53-0045720

Part I Contributors (see instructions)

(a) No.	(b) Name, address, and ZIP + 4	(c) Aggregate contributions	(d) Type of contribution
181		\$ 50000.	Person <input checked="" type="checkbox"/> Payroll <input type="checkbox"/> Noncash <input type="checkbox"/> (Complete Part II if there is a noncash contribution.)
182		\$ 7500.	Person <input checked="" type="checkbox"/> Payroll <input type="checkbox"/> Noncash <input type="checkbox"/> (Complete Part II if there is a noncash contribution.)
183		\$ 287500.	Person <input checked="" type="checkbox"/> Payroll <input type="checkbox"/> Noncash <input type="checkbox"/> (Complete Part II if there is a noncash contribution.)
184		\$ 13500.	Person <input checked="" type="checkbox"/> Payroll <input type="checkbox"/> Noncash <input type="checkbox"/> (Complete Part II if there is a noncash contribution.)
185		\$ 6000.	Person <input checked="" type="checkbox"/> Payroll <input type="checkbox"/> Noncash <input type="checkbox"/> (Complete Part II if there is a noncash contribution.)
186		\$ 125000.	Person <input checked="" type="checkbox"/> Payroll <input type="checkbox"/> Noncash <input type="checkbox"/> (Complete Part II if there is a noncash contribution.)

Name of organization Chamber of Commerce of the USA	Employer identification number 53-0045720
---	---

Part I Contributors (see instructions)

(a) No.	(b) Name, address, and ZIP + 4	(c) Aggregate contributions	(d) Type of contribution
187		\$ <u>66486.</u>	Person <input checked="" type="checkbox"/> Payroll <input type="checkbox"/> Noncash <input type="checkbox"/> (Complete Part II if there is a noncash contribution.)
188		\$ <u>50000.</u>	Person <input checked="" type="checkbox"/> Payroll <input type="checkbox"/> Noncash <input type="checkbox"/> (Complete Part II if there is a noncash contribution.)
189		\$ <u>100000.</u>	Person <input checked="" type="checkbox"/> Payroll <input type="checkbox"/> Noncash <input type="checkbox"/> (Complete Part II if there is a noncash contribution.)
190		\$ <u>25000.</u>	Person <input checked="" type="checkbox"/> Payroll <input type="checkbox"/> Noncash <input type="checkbox"/> (Complete Part II if there is a noncash contribution.)
191		\$ <u>25000.</u>	Person <input checked="" type="checkbox"/> Payroll <input type="checkbox"/> Noncash <input type="checkbox"/> (Complete Part II if there is a noncash contribution.)
192		\$ <u>10000.</u>	Person <input checked="" type="checkbox"/> Payroll <input type="checkbox"/> Noncash <input type="checkbox"/> (Complete Part II if there is a noncash contribution.)

Name of organization Chamber of Commerce of the USA	Employer identification number 53-0045720
---	---

Part I Contributors (see instructions)

(a) No.	(b) Name, address, and ZIP + 4	(c) Aggregate contributions	(d) Type of contribution
193		\$ <u>7500.</u>	Person <input checked="" type="checkbox"/> Payroll <input type="checkbox"/> Noncash <input type="checkbox"/> (Complete Part II if there is a noncash contribution.)
194		\$ <u>10000.</u>	Person <input checked="" type="checkbox"/> Payroll <input type="checkbox"/> Noncash <input type="checkbox"/> (Complete Part II if there is a noncash contribution.)
195		\$ <u>16366.</u>	Person <input checked="" type="checkbox"/> Payroll <input type="checkbox"/> Noncash <input type="checkbox"/> (Complete Part II if there is a noncash contribution.)
196		\$ <u>750000.</u>	Person <input checked="" type="checkbox"/> Payroll <input type="checkbox"/> Noncash <input type="checkbox"/> (Complete Part II if there is a noncash contribution.)
197		\$ <u>37500.</u>	Person <input checked="" type="checkbox"/> Payroll <input type="checkbox"/> Noncash <input type="checkbox"/> (Complete Part II if there is a noncash contribution.)
198		\$ <u>99965.</u>	Person <input checked="" type="checkbox"/> Payroll <input type="checkbox"/> Noncash <input type="checkbox"/> (Complete Part II if there is a noncash contribution.)

Name of organization Chamber of Commerce of the USA	Employer identification number 53-0045720
---	---

Part I Contributors (see instructions)

(a) No.	(b) Name, address, and ZIP + 4	(c) Aggregate contributions	(d) Type of contribution
199		\$ 7500.	Person <input checked="" type="checkbox"/> Payroll <input type="checkbox"/> Noncash <input type="checkbox"/> (Complete Part II if there is a noncash contribution.)
200		\$ 275000.	Person <input checked="" type="checkbox"/> Payroll <input type="checkbox"/> Noncash <input type="checkbox"/> (Complete Part II if there is a noncash contribution.)
201		\$ 5000.	Person <input checked="" type="checkbox"/> Payroll <input type="checkbox"/> Noncash <input type="checkbox"/> (Complete Part II if there is a noncash contribution.)
202		\$ 10000.	Person <input checked="" type="checkbox"/> Payroll <input type="checkbox"/> Noncash <input type="checkbox"/> (Complete Part II if there is a noncash contribution.)
203		\$ 52000.	Person <input checked="" type="checkbox"/> Payroll <input type="checkbox"/> Noncash <input type="checkbox"/> (Complete Part II if there is a noncash contribution.)
204		\$ 12500.	Person <input checked="" type="checkbox"/> Payroll <input type="checkbox"/> Noncash <input type="checkbox"/> (Complete Part II if there is a noncash contribution.)

Name of organization Chamber of Commerce of the USA	Employer identification number 53-0045720
---	---

Part I Contributors (see instructions)

(a) No.	(b) Name, address, and ZIP + 4	(c) Aggregate contributions	(d) Type of contribution
205		\$ 30000.	Person <input checked="" type="checkbox"/> Payroll <input type="checkbox"/> Noncash <input type="checkbox"/> (Complete Part II if there is a noncash contribution.)
206		\$ 5000.	Person <input checked="" type="checkbox"/> Payroll <input type="checkbox"/> Noncash <input type="checkbox"/> (Complete Part II if there is a noncash contribution.)
207		\$ 7500.	Person <input checked="" type="checkbox"/> Payroll <input type="checkbox"/> Noncash <input type="checkbox"/> (Complete Part II if there is a noncash contribution.)
208		\$ 25000.	Person <input checked="" type="checkbox"/> Payroll <input type="checkbox"/> Noncash <input type="checkbox"/> (Complete Part II if there is a noncash contribution.)
209		\$ 10000.	Person <input checked="" type="checkbox"/> Payroll <input type="checkbox"/> Noncash <input type="checkbox"/> (Complete Part II if there is a noncash contribution.)
210		\$ 7000.	Person <input checked="" type="checkbox"/> Payroll <input type="checkbox"/> Noncash <input type="checkbox"/> (Complete Part II if there is a noncash contribution.)

Name of organization Chamber of Commerce of the USA	Employer identification number 53-0045720
---	---

Part I Contributors (see instructions)

(a) No.	(b) Name, address, and ZIP + 4	(c) Aggregate contributions	(d) Type of contribution
211		\$ 1007500.	Person <input checked="" type="checkbox"/> Payroll <input type="checkbox"/> Noncash <input type="checkbox"/> (Complete Part II if there is a noncash contribution.)
212		\$ 10000.	Person <input checked="" type="checkbox"/> Payroll <input type="checkbox"/> Noncash <input type="checkbox"/> (Complete Part II if there is a noncash contribution.)
213		\$ 17500.	Person <input checked="" type="checkbox"/> Payroll <input type="checkbox"/> Noncash <input type="checkbox"/> (Complete Part II if there is a noncash contribution.)
214		\$ 5000.	Person <input checked="" type="checkbox"/> Payroll <input type="checkbox"/> Noncash <input type="checkbox"/> (Complete Part II if there is a noncash contribution.)
215		\$ 7500.	Person <input checked="" type="checkbox"/> Payroll <input type="checkbox"/> Noncash <input type="checkbox"/> (Complete Part II if there is a noncash contribution.)
216		\$ 100000.	Person <input checked="" type="checkbox"/> Payroll <input type="checkbox"/> Noncash <input type="checkbox"/> (Complete Part II if there is a noncash contribution.)

Name of organization Chamber of Commerce of the USA	Employer identification number 53-0045720
---	---

Part I Contributors (see instructions)

(a) No.	(b) Name, address, and ZIP + 4	(c) Aggregate contributions	(d) Type of contribution
217		\$ <u>6250.</u>	Person <input checked="" type="checkbox"/> Payroll <input type="checkbox"/> Noncash <input type="checkbox"/> (Complete Part II if there is a noncash contribution.)
218		\$ <u>5000.</u>	Person <input checked="" type="checkbox"/> Payroll <input type="checkbox"/> Noncash <input type="checkbox"/> (Complete Part II if there is a noncash contribution.)
219		\$ <u>5000.</u>	Person <input checked="" type="checkbox"/> Payroll <input type="checkbox"/> Noncash <input type="checkbox"/> (Complete Part II if there is a noncash contribution.)
220		\$ <u>447205.</u>	Person <input checked="" type="checkbox"/> Payroll <input type="checkbox"/> Noncash <input type="checkbox"/> (Complete Part II if there is a noncash contribution.)
221		\$ <u>10000.</u>	Person <input checked="" type="checkbox"/> Payroll <input type="checkbox"/> Noncash <input type="checkbox"/> (Complete Part II if there is a noncash contribution.)
222		\$ <u>10000.</u>	Person <input checked="" type="checkbox"/> Payroll <input type="checkbox"/> Noncash <input type="checkbox"/> (Complete Part II if there is a noncash contribution.)

Name of organization Chamber of Commerce of the USA	Employer identification number 53-0045720
---	---

Part I Contributors (see instructions)

(a) No.	(b) Name, address, and ZIP + 4	(c) Aggregate contributions	(d) Type of contribution
223		\$ 7500.	Person <input checked="" type="checkbox"/> Payroll <input type="checkbox"/> Noncash <input type="checkbox"/> (Complete Part II if there is a noncash contribution.)
224		\$ 7480.	Person <input checked="" type="checkbox"/> Payroll <input type="checkbox"/> Noncash <input type="checkbox"/> (Complete Part II if there is a noncash contribution.)
225		\$ 5000.	Person <input checked="" type="checkbox"/> Payroll <input type="checkbox"/> Noncash <input type="checkbox"/> (Complete Part II if there is a noncash contribution.)
226		\$ 5000.	Person <input checked="" type="checkbox"/> Payroll <input type="checkbox"/> Noncash <input type="checkbox"/> (Complete Part II if there is a noncash contribution.)
227		\$ 5000.	Person <input checked="" type="checkbox"/> Payroll <input type="checkbox"/> Noncash <input type="checkbox"/> (Complete Part II if there is a noncash contribution.)
228		\$ 15000.	Person <input checked="" type="checkbox"/> Payroll <input type="checkbox"/> Noncash <input type="checkbox"/> (Complete Part II if there is a noncash contribution.)

Name of organization Chamber of Commerce of the USA	Employer identification number 53-0045720
---	---

Part I Contributors (see instructions)

(a) No.	(b) Name, address, and ZIP + 4	(c) Aggregate contributions	(d) Type of contribution
229		\$ 5000.	Person <input checked="" type="checkbox"/> Payroll <input type="checkbox"/> Noncash <input type="checkbox"/> (Complete Part II if there is a noncash contribution.)
230		\$ 100000.	Person <input checked="" type="checkbox"/> Payroll <input type="checkbox"/> Noncash <input type="checkbox"/> (Complete Part II if there is a noncash contribution.)
231		\$ 15000.	Person <input checked="" type="checkbox"/> Payroll <input type="checkbox"/> Noncash <input type="checkbox"/> (Complete Part II if there is a noncash contribution.)
232		\$ 135000.	Person <input checked="" type="checkbox"/> Payroll <input type="checkbox"/> Noncash <input type="checkbox"/> (Complete Part II if there is a noncash contribution.)
233		\$ 15000.	Person <input checked="" type="checkbox"/> Payroll <input type="checkbox"/> Noncash <input type="checkbox"/> (Complete Part II if there is a noncash contribution.)
234		\$ 6000.	Person <input checked="" type="checkbox"/> Payroll <input type="checkbox"/> Noncash <input type="checkbox"/> (Complete Part II if there is a noncash contribution.)

Name of organization Chamber of Commerce of the USA	Employer identification number 53-0045720
---	---

Part I Contributors (see instructions)

(a) No.	(b) Name, address, and ZIP + 4	(c) Aggregate contributions	(d) Type of contribution
235		\$ 25000.	Person <input checked="" type="checkbox"/> Payroll <input type="checkbox"/> Noncash <input type="checkbox"/> (Complete Part II if there is a noncash contribution.)
236		\$ 8500.	Person <input checked="" type="checkbox"/> Payroll <input type="checkbox"/> Noncash <input type="checkbox"/> (Complete Part II if there is a noncash contribution.)
237		\$ 25000.	Person <input checked="" type="checkbox"/> Payroll <input type="checkbox"/> Noncash <input type="checkbox"/> (Complete Part II if there is a noncash contribution.)
238		\$ 10000.	Person <input checked="" type="checkbox"/> Payroll <input type="checkbox"/> Noncash <input type="checkbox"/> (Complete Part II if there is a noncash contribution.)
239		\$ 53500.	Person <input checked="" type="checkbox"/> Payroll <input type="checkbox"/> Noncash <input type="checkbox"/> (Complete Part II if there is a noncash contribution.)
240		\$ 5000.	Person <input checked="" type="checkbox"/> Payroll <input type="checkbox"/> Noncash <input type="checkbox"/> (Complete Part II if there is a noncash contribution.)

Name of organization Chamber of Commerce of the USA	Employer identification number 53-0045720
---	---

Part I Contributors (see instructions)

(a) No.	(b) Name, address, and ZIP + 4	(c) Aggregate contributions	(d) Type of contribution
241		\$ <u>20000.</u>	Person <input checked="" type="checkbox"/> Payroll <input type="checkbox"/> Noncash <input type="checkbox"/> (Complete Part II if there is a noncash contribution.)
242		\$ <u>250000.</u>	Person <input checked="" type="checkbox"/> Payroll <input type="checkbox"/> Noncash <input type="checkbox"/> (Complete Part II if there is a noncash contribution.)
243		\$ <u>7500.</u>	Person <input checked="" type="checkbox"/> Payroll <input type="checkbox"/> Noncash <input type="checkbox"/> (Complete Part II if there is a noncash contribution.)
244		\$ <u>200000.</u>	Person <input checked="" type="checkbox"/> Payroll <input type="checkbox"/> Noncash <input type="checkbox"/> (Complete Part II if there is a noncash contribution.)
245		\$ <u>200000.</u>	Person <input checked="" type="checkbox"/> Payroll <input type="checkbox"/> Noncash <input type="checkbox"/> (Complete Part II if there is a noncash contribution.)
246		\$ <u>7480.</u>	Person <input checked="" type="checkbox"/> Payroll <input type="checkbox"/> Noncash <input type="checkbox"/> (Complete Part II if there is a noncash contribution.)

Name of organization Chamber of Commerce of the USA	Employer identification number 53-0045720
---	---

Part I Contributors (see instructions)

(a) No.	(b) Name, address, and ZIP + 4	(c) Aggregate contributions	(d) Type of contribution
247		\$ 515000.	Person <input checked="" type="checkbox"/> Payroll <input type="checkbox"/> Noncash <input type="checkbox"/> (Complete Part II if there is a noncash contribution.)
248		\$ 50000.	Person <input checked="" type="checkbox"/> Payroll <input type="checkbox"/> Noncash <input type="checkbox"/> (Complete Part II if there is a noncash contribution.)
249		\$ 12000.	Person <input checked="" type="checkbox"/> Payroll <input type="checkbox"/> Noncash <input type="checkbox"/> (Complete Part II if there is a noncash contribution.)
250		\$ 10000.	Person <input checked="" type="checkbox"/> Payroll <input type="checkbox"/> Noncash <input type="checkbox"/> (Complete Part II if there is a noncash contribution.)
251		\$ 5000.	Person <input checked="" type="checkbox"/> Payroll <input type="checkbox"/> Noncash <input type="checkbox"/> (Complete Part II if there is a noncash contribution.)
252		\$ 5000.	Person <input checked="" type="checkbox"/> Payroll <input type="checkbox"/> Noncash <input type="checkbox"/> (Complete Part II if there is a noncash contribution.)

Name of organization

Employer identification number

Chamber of Commerce of the USA

53-0045720

Part I Contributors (see instructions)

(a) No.	(b) Name, address, and ZIP + 4	(c) Aggregate contributions	(d) Type of contribution
253		\$ 15000.	Person <input checked="" type="checkbox"/> Payroll <input type="checkbox"/> Noncash <input type="checkbox"/> (Complete Part II if there is a noncash contribution.)
254		\$ 106000.	Person <input checked="" type="checkbox"/> Payroll <input type="checkbox"/> Noncash <input type="checkbox"/> (Complete Part II if there is a noncash contribution.)
255		\$ 5000.	Person <input checked="" type="checkbox"/> Payroll <input type="checkbox"/> Noncash <input type="checkbox"/> (Complete Part II if there is a noncash contribution.)
256		\$ 5000.	Person <input checked="" type="checkbox"/> Payroll <input type="checkbox"/> Noncash <input type="checkbox"/> (Complete Part II if there is a noncash contribution.)
257		\$ 5000.	Person <input checked="" type="checkbox"/> Payroll <input type="checkbox"/> Noncash <input type="checkbox"/> (Complete Part II if there is a noncash contribution.)
258		\$ 175000.	Person <input checked="" type="checkbox"/> Payroll <input type="checkbox"/> Noncash <input type="checkbox"/> (Complete Part II if there is a noncash contribution.)

Name of organization Chamber of Commerce of the USA	Employer identification number 53-0045720
---	---

Part I Contributors (see instructions)

(a) No.	(b) Name, address, and ZIP + 4	(c) Aggregate contributions	(d) Type of contribution
259		\$ 40000.	Person <input checked="" type="checkbox"/> Payroll <input type="checkbox"/> Noncash <input type="checkbox"/> <small>(Complete Part II if there is a noncash contribution.)</small>
260		\$ 500000.	Person <input checked="" type="checkbox"/> Payroll <input type="checkbox"/> Noncash <input type="checkbox"/> <small>(Complete Part II if there is a noncash contribution.)</small>
261		\$ 357809.	Person <input checked="" type="checkbox"/> Payroll <input type="checkbox"/> Noncash <input type="checkbox"/> <small>(Complete Part II if there is a noncash contribution.)</small>
262		\$ 100000.	Person <input checked="" type="checkbox"/> Payroll <input type="checkbox"/> Noncash <input type="checkbox"/> <small>(Complete Part II if there is a noncash contribution.)</small>
263		\$ 100000.	Person <input checked="" type="checkbox"/> Payroll <input type="checkbox"/> Noncash <input type="checkbox"/> <small>(Complete Part II if there is a noncash contribution.)</small>
264		\$ 35000.	Person <input checked="" type="checkbox"/> Payroll <input type="checkbox"/> Noncash <input type="checkbox"/> <small>(Complete Part II if there is a noncash contribution.)</small>

Name of organization Chamber of Commerce of the USA	Employer identification number 53-0045720
---	---

Part I Contributors (see instructions)

(a) No.	(b) Name, address, and ZIP + 4	(c) Aggregate contributions	(d) Type of contribution
265		\$ <u>50000.</u>	Person <input checked="" type="checkbox"/> Payroll <input type="checkbox"/> Noncash <input type="checkbox"/> (Complete Part II if there is a noncash contribution.)
266		\$ <u>5000.</u>	Person <input checked="" type="checkbox"/> Payroll <input type="checkbox"/> Noncash <input type="checkbox"/> (Complete Part II if there is a noncash contribution.)
267		\$ <u>5000.</u>	Person <input checked="" type="checkbox"/> Payroll <input type="checkbox"/> Noncash <input type="checkbox"/> (Complete Part II if there is a noncash contribution.)
268		\$ <u>37500.</u>	Person <input checked="" type="checkbox"/> Payroll <input type="checkbox"/> Noncash <input type="checkbox"/> (Complete Part II if there is a noncash contribution.)
269		\$ <u>15000.</u>	Person <input checked="" type="checkbox"/> Payroll <input type="checkbox"/> Noncash <input type="checkbox"/> (Complete Part II if there is a noncash contribution.)
270		\$ <u>100000.</u>	Person <input checked="" type="checkbox"/> Payroll <input type="checkbox"/> Noncash <input type="checkbox"/> (Complete Part II if there is a noncash contribution.)

Name of organization

Employer identification number

Chamber of Commerce of the USA

53-0045720

Part I Contributors (see instructions)

(a) No.	(b) Name, address, and ZIP + 4	(c) Aggregate contributions	(d) Type of contribution
271		\$ 37500.	Person <input checked="" type="checkbox"/> Payroll <input type="checkbox"/> Noncash <input type="checkbox"/> (Complete Part II if there is a noncash contribution.)
272		\$ 5000.	Person <input checked="" type="checkbox"/> Payroll <input type="checkbox"/> Noncash <input type="checkbox"/> (Complete Part II if there is a noncash contribution.)
273		\$ 5000.	Person <input checked="" type="checkbox"/> Payroll <input type="checkbox"/> Noncash <input type="checkbox"/> (Complete Part II if there is a noncash contribution.)
274		\$ 200000.	Person <input checked="" type="checkbox"/> Payroll <input type="checkbox"/> Noncash <input type="checkbox"/> (Complete Part II if there is a noncash contribution.)
275		\$ 25000.	Person <input checked="" type="checkbox"/> Payroll <input type="checkbox"/> Noncash <input type="checkbox"/> (Complete Part II if there is a noncash contribution.)
276		\$ 6000.	Person <input checked="" type="checkbox"/> Payroll <input type="checkbox"/> Noncash <input type="checkbox"/> (Complete Part II if there is a noncash contribution.)

Name of organization

Employer identification number

Chamber of Commerce of the USA

53-0045720

Part I Contributors (see instructions)

(a) No.	(b) Name, address, and ZIP + 4	(c) Aggregate contributions	(d) Type of contribution
277		\$ 25000.	Person <input checked="" type="checkbox"/> Payroll <input type="checkbox"/> Noncash <input type="checkbox"/> (Complete Part II if there is a noncash contribution.)
278		\$ 15000.	Person <input checked="" type="checkbox"/> Payroll <input type="checkbox"/> Noncash <input type="checkbox"/> (Complete Part II if there is a noncash contribution.)
279		\$ 10000.	Person <input checked="" type="checkbox"/> Payroll <input type="checkbox"/> Noncash <input type="checkbox"/> (Complete Part II if there is a noncash contribution.)
280		\$ 10000.	Person <input checked="" type="checkbox"/> Payroll <input type="checkbox"/> Noncash <input type="checkbox"/> (Complete Part II if there is a noncash contribution.)
281		\$ 8000.	Person <input checked="" type="checkbox"/> Payroll <input type="checkbox"/> Noncash <input type="checkbox"/> (Complete Part II if there is a noncash contribution.)
282		\$ 7500.	Person <input checked="" type="checkbox"/> Payroll <input type="checkbox"/> Noncash <input type="checkbox"/> (Complete Part II if there is a noncash contribution.)

Name of organization Chamber of Commerce of the USA	Employer identification number 53-0045720
---	---

Part I Contributors (see instructions)

(a) No.	(b) Name, address, and ZIP + 4	(c) Aggregate contributions	(d) Type of contribution
283		\$ 20000.	Person <input checked="" type="checkbox"/> Payroll <input type="checkbox"/> Noncash <input type="checkbox"/> (Complete Part II if there is a noncash contribution.)
284		\$ 100000.	Person <input checked="" type="checkbox"/> Payroll <input type="checkbox"/> Noncash <input type="checkbox"/> (Complete Part II if there is a noncash contribution.)
285		\$ 100000.	Person <input checked="" type="checkbox"/> Payroll <input type="checkbox"/> Noncash <input type="checkbox"/> (Complete Part II if there is a noncash contribution.)
286		\$ 50000.	Person <input checked="" type="checkbox"/> Payroll <input type="checkbox"/> Noncash <input type="checkbox"/> (Complete Part II if there is a noncash contribution.)
287		\$ 50000.	Person <input checked="" type="checkbox"/> Payroll <input type="checkbox"/> Noncash <input type="checkbox"/> (Complete Part II if there is a noncash contribution.)
288		\$ 5000.	Person <input checked="" type="checkbox"/> Payroll <input type="checkbox"/> Noncash <input type="checkbox"/> (Complete Part II if there is a noncash contribution.)

Name of organization

Employer identification number

Chamber of Commerce of the USA

53-0045720

Part I Contributors (see instructions)

(a) No.	(b) Name, address, and ZIP + 4	(c) Aggregate contributions	(d) Type of contribution
289		\$ 15000.	Person <input checked="" type="checkbox"/> Payroll <input type="checkbox"/> Noncash <input type="checkbox"/> (Complete Part II if there is a noncash contribution.)
290		\$ 10000.	Person <input checked="" type="checkbox"/> Payroll <input type="checkbox"/> Noncash <input type="checkbox"/> (Complete Part II if there is a noncash contribution.)
291		\$ 10000.	Person <input checked="" type="checkbox"/> Payroll <input type="checkbox"/> Noncash <input type="checkbox"/> (Complete Part II if there is a noncash contribution.)
292		\$ 250000.	Person <input checked="" type="checkbox"/> Payroll <input type="checkbox"/> Noncash <input type="checkbox"/> (Complete Part II if there is a noncash contribution.)
293		\$ 40000.	Person <input checked="" type="checkbox"/> Payroll <input type="checkbox"/> Noncash <input type="checkbox"/> (Complete Part II if there is a noncash contribution.)
294		\$ 286000.	Person <input checked="" type="checkbox"/> Payroll <input type="checkbox"/> Noncash <input type="checkbox"/> (Complete Part II if there is a noncash contribution.)

Name of organization Chamber of Commerce of the USA	Employer identification number 53-0045720
---	---

Part I Contributors (see instructions)

(a) No.	(b) Name, address, and ZIP + 4	(c) Aggregate contributions	(d) Type of contribution
295		\$ 25000.	Person <input checked="" type="checkbox"/> Payroll <input type="checkbox"/> Noncash <input type="checkbox"/> (Complete Part II if there is a noncash contribution.)
296		\$ 5000.	Person <input checked="" type="checkbox"/> Payroll <input type="checkbox"/> Noncash <input type="checkbox"/> (Complete Part II if there is a noncash contribution.)
297		\$ 6000.	Person <input checked="" type="checkbox"/> Payroll <input type="checkbox"/> Noncash <input type="checkbox"/> (Complete Part II if there is a noncash contribution.)
298		\$ 7500.	Person <input checked="" type="checkbox"/> Payroll <input type="checkbox"/> Noncash <input type="checkbox"/> (Complete Part II if there is a noncash contribution.)
299		\$ 12500.	Person <input checked="" type="checkbox"/> Payroll <input type="checkbox"/> Noncash <input type="checkbox"/> (Complete Part II if there is a noncash contribution.)
300		\$ 1093500.	Person <input checked="" type="checkbox"/> Payroll <input type="checkbox"/> Noncash <input type="checkbox"/> (Complete Part II if there is a noncash contribution.)

Name of organization

Employer identification number

Chamber of Commerce of the USA

53-0045720

Part I Contributors (see instructions)

(a) No.	(b) Name, address, and ZIP + 4	(c) Aggregate contributions	(d) Type of contribution
301		\$ 25000.	Person <input checked="" type="checkbox"/> Payroll <input type="checkbox"/> Noncash <input type="checkbox"/> (Complete Part II if there is a noncash contribution.)
302		\$ 10000.	Person <input checked="" type="checkbox"/> Payroll <input type="checkbox"/> Noncash <input type="checkbox"/> (Complete Part II if there is a noncash contribution.)
303		\$ 10000.	Person <input checked="" type="checkbox"/> Payroll <input type="checkbox"/> Noncash <input type="checkbox"/> (Complete Part II if there is a noncash contribution.)
304		\$ 25000.	Person <input checked="" type="checkbox"/> Payroll <input type="checkbox"/> Noncash <input type="checkbox"/> (Complete Part II if there is a noncash contribution.)
305		\$ 15000.	Person <input checked="" type="checkbox"/> Payroll <input type="checkbox"/> Noncash <input type="checkbox"/> (Complete Part II if there is a noncash contribution.)
306		\$ 25000.	Person <input checked="" type="checkbox"/> Payroll <input type="checkbox"/> Noncash <input type="checkbox"/> (Complete Part II if there is a noncash contribution.)

Name of organization Chamber of Commerce of the USA	Employer identification number 53-0045720
---	---

Part I Contributors (see instructions)

(a) No.	(b) Name, address, and ZIP + 4	(c) Aggregate contributions	(d) Type of contribution
307		\$ 15000.	Person <input checked="" type="checkbox"/> Payroll <input type="checkbox"/> Noncash <input type="checkbox"/> <small>(Complete Part II if there is a noncash contribution.)</small>
308		\$ 50000.	Person <input checked="" type="checkbox"/> Payroll <input type="checkbox"/> Noncash <input type="checkbox"/> <small>(Complete Part II if there is a noncash contribution.)</small>
309		\$ 7500.	Person <input checked="" type="checkbox"/> Payroll <input type="checkbox"/> Noncash <input type="checkbox"/> <small>(Complete Part II if there is a noncash contribution.)</small>
310		\$ 12000.	Person <input checked="" type="checkbox"/> Payroll <input type="checkbox"/> Noncash <input type="checkbox"/> <small>(Complete Part II if there is a noncash contribution.)</small>
311		\$ 10000.	Person <input checked="" type="checkbox"/> Payroll <input type="checkbox"/> Noncash <input type="checkbox"/> <small>(Complete Part II if there is a noncash contribution.)</small>
312		\$ 200000.	Person <input checked="" type="checkbox"/> Payroll <input type="checkbox"/> Noncash <input type="checkbox"/> <small>(Complete Part II if there is a noncash contribution.)</small>

Name of organization

Employer identification number

Chamber of Commerce of the USA

53-0045720

Part I Contributors (see instructions)

(a) No.	(b) Name, address, and ZIP + 4	(c) Aggregate contributions	(d) Type of contribution
313		\$ 5000.	Person <input checked="" type="checkbox"/> Payroll <input type="checkbox"/> Noncash <input type="checkbox"/> (Complete Part II if there is a noncash contribution.)
314		\$ 1100000.	Person <input checked="" type="checkbox"/> Payroll <input type="checkbox"/> Noncash <input type="checkbox"/> (Complete Part II if there is a noncash contribution.)
315		\$ 9395.	Person <input checked="" type="checkbox"/> Payroll <input type="checkbox"/> Noncash <input type="checkbox"/> (Complete Part II if there is a noncash contribution.)
316		\$ 30000.	Person <input checked="" type="checkbox"/> Payroll <input type="checkbox"/> Noncash <input type="checkbox"/> (Complete Part II if there is a noncash contribution.)
317		\$ 18500.	Person <input checked="" type="checkbox"/> Payroll <input type="checkbox"/> Noncash <input type="checkbox"/> (Complete Part II if there is a noncash contribution.)
318		\$ 15000.	Person <input checked="" type="checkbox"/> Payroll <input type="checkbox"/> Noncash <input type="checkbox"/> (Complete Part II if there is a noncash contribution.)

Name of organization Chamber of Commerce of the USA	Employer identification number 53-0045720
---	---

Part I Contributors (see instructions)

(a) No.	(b) Name, address, and ZIP + 4	(c) Aggregate contributions	(d) Type of contribution
319	<hr/> <hr/> <hr/>	\$ <u>10000.</u>	Person <input checked="" type="checkbox"/> Payroll <input type="checkbox"/> Noncash <input type="checkbox"/> (Complete Part II if there is a noncash contribution.)
320	<hr/> <hr/> <hr/>	\$ <u>1188000.</u>	Person <input checked="" type="checkbox"/> Payroll <input type="checkbox"/> Noncash <input type="checkbox"/> (Complete Part II if there is a noncash contribution.)
321	<hr/> <hr/> <hr/>	\$ <u>30000.</u>	Person <input checked="" type="checkbox"/> Payroll <input type="checkbox"/> Noncash <input type="checkbox"/> (Complete Part II if there is a noncash contribution.)
322	<hr/> <hr/> <hr/>	\$ <u>25000.</u>	Person <input checked="" type="checkbox"/> Payroll <input type="checkbox"/> Noncash <input type="checkbox"/> (Complete Part II if there is a noncash contribution.)
323	<hr/> <hr/> <hr/>	\$ <u>8150.</u>	Person <input checked="" type="checkbox"/> Payroll <input type="checkbox"/> Noncash <input type="checkbox"/> (Complete Part II if there is a noncash contribution.)
324	<hr/> <hr/> <hr/>	\$ <u>150000.</u>	Person <input checked="" type="checkbox"/> Payroll <input type="checkbox"/> Noncash <input type="checkbox"/> (Complete Part II if there is a noncash contribution.)

Name of organization Chamber of Commerce of the USA	Employer identification number 53-0045720
---	---

Part I Contributors (see instructions)

(a) No.	(b) Name, address, and ZIP + 4	(c) Aggregate contributions	(d) Type of contribution
325		\$ 10000.	Person <input checked="" type="checkbox"/> Payroll <input type="checkbox"/> Noncash <input type="checkbox"/> (Complete Part II if there is a noncash contribution.)
326		\$ 10000.	Person <input checked="" type="checkbox"/> Payroll <input type="checkbox"/> Noncash <input type="checkbox"/> (Complete Part II if there is a noncash contribution.)
327		\$ 15000.	Person <input checked="" type="checkbox"/> Payroll <input type="checkbox"/> Noncash <input type="checkbox"/> (Complete Part II if there is a noncash contribution.)
328		\$ 41000.	Person <input checked="" type="checkbox"/> Payroll <input type="checkbox"/> Noncash <input type="checkbox"/> (Complete Part II if there is a noncash contribution.)
329		\$ 7500.	Person <input checked="" type="checkbox"/> Payroll <input type="checkbox"/> Noncash <input type="checkbox"/> (Complete Part II if there is a noncash contribution.)
330		\$ 5000.	Person <input checked="" type="checkbox"/> Payroll <input type="checkbox"/> Noncash <input type="checkbox"/> (Complete Part II if there is a noncash contribution.)

Name of organization Chamber of Commerce of the USA	Employer identification number 53-0045720
---	---

Part I Contributors (see instructions)

(a) No.	(b) Name, address, and ZIP + 4	(c) Aggregate contributions	(d) Type of contribution
331		\$ 25000.	Person <input checked="" type="checkbox"/> Payroll <input type="checkbox"/> Noncash <input type="checkbox"/> (Complete Part II if there is a noncash contribution.)
332		\$ 465000.	Person <input checked="" type="checkbox"/> Payroll <input type="checkbox"/> Noncash <input type="checkbox"/> (Complete Part II if there is a noncash contribution.)
333		\$ 100000.	Person <input checked="" type="checkbox"/> Payroll <input type="checkbox"/> Noncash <input type="checkbox"/> (Complete Part II if there is a noncash contribution.)
334		\$ 125000.	Person <input checked="" type="checkbox"/> Payroll <input type="checkbox"/> Noncash <input type="checkbox"/> (Complete Part II if there is a noncash contribution.)
335		\$ 219000.	Person <input checked="" type="checkbox"/> Payroll <input type="checkbox"/> Noncash <input type="checkbox"/> (Complete Part II if there is a noncash contribution.)
336		\$ 5000.	Person <input checked="" type="checkbox"/> Payroll <input type="checkbox"/> Noncash <input type="checkbox"/> (Complete Part II if there is a noncash contribution.)

Name of organization Chamber of Commerce of the USA	Employer identification number 53-0045720
---	---

Part I Contributors (see instructions)

(a) No.	(b) Name, address, and ZIP + 4	(c) Aggregate contributions	(d) Type of contribution
337		\$ <u>7500.</u>	Person <input checked="" type="checkbox"/> Payroll <input type="checkbox"/> Noncash <input type="checkbox"/> (Complete Part II if there is a noncash contribution.)
338		\$ <u>15000.</u>	Person <input checked="" type="checkbox"/> Payroll <input type="checkbox"/> Noncash <input type="checkbox"/> (Complete Part II if there is a noncash contribution.)
339		\$ <u>10000.</u>	Person <input checked="" type="checkbox"/> Payroll <input type="checkbox"/> Noncash <input type="checkbox"/> (Complete Part II if there is a noncash contribution.)
340		\$ <u>15000.</u>	Person <input checked="" type="checkbox"/> Payroll <input type="checkbox"/> Noncash <input type="checkbox"/> (Complete Part II if there is a noncash contribution.)
341		\$ <u>10000.</u>	Person <input checked="" type="checkbox"/> Payroll <input type="checkbox"/> Noncash <input type="checkbox"/> (Complete Part II if there is a noncash contribution.)
342		\$ <u>7500.</u>	Person <input checked="" type="checkbox"/> Payroll <input type="checkbox"/> Noncash <input type="checkbox"/> (Complete Part II if there is a noncash contribution.)

Name of organization

Employer identification number

Chamber of Commerce of the USA

53-0045720

Part I Contributors (see instructions)

(a) No.	(b) Name, address, and ZIP + 4	(c) Aggregate contributions	(d) Type of contribution
343		\$ 5200.	Person <input checked="" type="checkbox"/> Payroll <input type="checkbox"/> Noncash <input type="checkbox"/> (Complete Part II if there is a noncash contribution.)
344		\$ 8000.	Person <input checked="" type="checkbox"/> Payroll <input type="checkbox"/> Noncash <input type="checkbox"/> (Complete Part II if there is a noncash contribution.)
345		\$ 7500.	Person <input checked="" type="checkbox"/> Payroll <input type="checkbox"/> Noncash <input type="checkbox"/> (Complete Part II if there is a noncash contribution.)
346		\$ 25000.	Person <input checked="" type="checkbox"/> Payroll <input type="checkbox"/> Noncash <input type="checkbox"/> (Complete Part II if there is a noncash contribution.)
347		\$ 10000.	Person <input checked="" type="checkbox"/> Payroll <input type="checkbox"/> Noncash <input type="checkbox"/> (Complete Part II if there is a noncash contribution.)
348		\$ 10000.	Person <input checked="" type="checkbox"/> Payroll <input type="checkbox"/> Noncash <input type="checkbox"/> (Complete Part II if there is a noncash contribution.)

Name of organization Chamber of Commerce of the USA	Employer identification number 53-0045720
---	---

Part I Contributors (see instructions)

(a) No.	(b) Name, address, and ZIP + 4	(c) Aggregate contributions	(d) Type of contribution
349		\$ 100000.	Person <input checked="" type="checkbox"/> Payroll <input type="checkbox"/> Noncash <input type="checkbox"/> (Complete Part II if there is a noncash contribution.)
350		\$ 59000.	Person <input checked="" type="checkbox"/> Payroll <input type="checkbox"/> Noncash <input type="checkbox"/> (Complete Part II if there is a noncash contribution.)
351		\$ 5000.	Person <input checked="" type="checkbox"/> Payroll <input type="checkbox"/> Noncash <input type="checkbox"/> (Complete Part II if there is a noncash contribution.)
352		\$ 15000.	Person <input checked="" type="checkbox"/> Payroll <input type="checkbox"/> Noncash <input type="checkbox"/> (Complete Part II if there is a noncash contribution.)
353		\$ 20000.	Person <input checked="" type="checkbox"/> Payroll <input type="checkbox"/> Noncash <input type="checkbox"/> (Complete Part II if there is a noncash contribution.)
354		\$ 30000.	Person <input checked="" type="checkbox"/> Payroll <input type="checkbox"/> Noncash <input type="checkbox"/> (Complete Part II if there is a noncash contribution.)

Name of organization Chamber of Commerce of the USA	Employer identification number 53-0045720
---	---

Part I Contributors (see instructions)

(a) No.	(b) Name, address, and ZIP + 4	(c) Aggregate contributions	(d) Type of contribution
355		\$ 10000.	Person <input checked="" type="checkbox"/> Payroll <input type="checkbox"/> Noncash <input type="checkbox"/> (Complete Part II if there is a noncash contribution.)
356		\$ 11000.	Person <input checked="" type="checkbox"/> Payroll <input type="checkbox"/> Noncash <input type="checkbox"/> (Complete Part II if there is a noncash contribution.)
357		\$ 1120000.	Person <input checked="" type="checkbox"/> Payroll <input type="checkbox"/> Noncash <input type="checkbox"/> (Complete Part II if there is a noncash contribution.)
358		\$ 5000.	Person <input checked="" type="checkbox"/> Payroll <input type="checkbox"/> Noncash <input type="checkbox"/> (Complete Part II if there is a noncash contribution.)
359		\$ 37871.	Person <input checked="" type="checkbox"/> Payroll <input type="checkbox"/> Noncash <input type="checkbox"/> (Complete Part II if there is a noncash contribution.)
360		\$ 12500.	Person <input checked="" type="checkbox"/> Payroll <input type="checkbox"/> Noncash <input type="checkbox"/> (Complete Part II if there is a noncash contribution.)

Name of organization Chamber of Commerce of the USA	Employer identification number 53-0045720
---	---

Part I Contributors (see instructions)

(a) No.	(b) Name, address, and ZIP + 4	(c) Aggregate contributions	(d) Type of contribution
361		\$ 5500.	Person <input checked="" type="checkbox"/> Payroll <input type="checkbox"/> Noncash <input type="checkbox"/> (Complete Part II if there is a noncash contribution.)
362		\$ 10000.	Person <input checked="" type="checkbox"/> Payroll <input type="checkbox"/> Noncash <input type="checkbox"/> (Complete Part II if there is a noncash contribution.)
363		\$ 10000.	Person <input checked="" type="checkbox"/> Payroll <input type="checkbox"/> Noncash <input type="checkbox"/> (Complete Part II if there is a noncash contribution.)
364		\$ 40000.	Person <input checked="" type="checkbox"/> Payroll <input type="checkbox"/> Noncash <input type="checkbox"/> (Complete Part II if there is a noncash contribution.)
365		\$ 9000.	Person <input checked="" type="checkbox"/> Payroll <input type="checkbox"/> Noncash <input type="checkbox"/> (Complete Part II if there is a noncash contribution.)
366		\$ 10000.	Person <input checked="" type="checkbox"/> Payroll <input type="checkbox"/> Noncash <input type="checkbox"/> (Complete Part II if there is a noncash contribution.)

Name of organization Chamber of Commerce of the USA	Employer identification number 53-0045720
---	---

Part I Contributors (see instructions)

(a) No.	(b) Name, address, and ZIP + 4	(c) Aggregate contributions	(d) Type of contribution
367		\$ 25000.	Person <input checked="" type="checkbox"/> Payroll <input type="checkbox"/> Noncash <input type="checkbox"/> (Complete Part II if there is a noncash contribution.)
368		\$ 775000.	Person <input checked="" type="checkbox"/> Payroll <input type="checkbox"/> Noncash <input type="checkbox"/> (Complete Part II if there is a noncash contribution.)
369		\$ 700000.	Person <input checked="" type="checkbox"/> Payroll <input type="checkbox"/> Noncash <input type="checkbox"/> (Complete Part II if there is a noncash contribution.)
370		\$ 10000.	Person <input checked="" type="checkbox"/> Payroll <input type="checkbox"/> Noncash <input type="checkbox"/> (Complete Part II if there is a noncash contribution.)
371		\$ 25000.	Person <input checked="" type="checkbox"/> Payroll <input type="checkbox"/> Noncash <input type="checkbox"/> (Complete Part II if there is a noncash contribution.)
372		\$ 20000.	Person <input checked="" type="checkbox"/> Payroll <input type="checkbox"/> Noncash <input type="checkbox"/> (Complete Part II if there is a noncash contribution.)

Name of organization Chamber of Commerce of the USA	Employer identification number 53-0045720
---	---

Part I Contributors (see instructions)

(a) No.	(b) Name, address, and ZIP + 4	(c) Aggregate contributions	(d) Type of contribution
373	 <hr/> <hr/> <hr/>	\$ 18000.	Person <input checked="" type="checkbox"/> Payroll <input type="checkbox"/> Noncash <input type="checkbox"/> (Complete Part II if there is a noncash contribution.)
374	 <hr/> <hr/> <hr/>	\$ 5000.	Person <input checked="" type="checkbox"/> Payroll <input type="checkbox"/> Noncash <input type="checkbox"/> (Complete Part II if there is a noncash contribution.)
375	 <hr/> <hr/> <hr/>	\$ 10000.	Person <input checked="" type="checkbox"/> Payroll <input type="checkbox"/> Noncash <input type="checkbox"/> (Complete Part II if there is a noncash contribution.)
376	 <hr/> <hr/> <hr/>	\$ 5000.	Person <input checked="" type="checkbox"/> Payroll <input type="checkbox"/> Noncash <input type="checkbox"/> (Complete Part II if there is a noncash contribution.)
377	 <hr/> <hr/> <hr/>	\$ 100000.	Person <input checked="" type="checkbox"/> Payroll <input type="checkbox"/> Noncash <input type="checkbox"/> (Complete Part II if there is a noncash contribution.)
378	 <hr/> <hr/> <hr/>	\$ 10000.	Person <input checked="" type="checkbox"/> Payroll <input type="checkbox"/> Noncash <input type="checkbox"/> (Complete Part II if there is a noncash contribution.)

Name of organization Chamber of Commerce of the USA	Employer identification number 53-0045720
---	---

Part I Contributors (see instructions)

(a) No.	(b) Name, address, and ZIP + 4	(c) Aggregate contributions	(d) Type of contribution
379		\$ <u>20000.</u>	Person <input checked="" type="checkbox"/> Payroll <input type="checkbox"/> Noncash <input type="checkbox"/> (Complete Part II if there is a noncash contribution.)
380		\$ <u>50000.</u>	Person <input checked="" type="checkbox"/> Payroll <input type="checkbox"/> Noncash <input type="checkbox"/> (Complete Part II if there is a noncash contribution.)
381		\$ <u>5000.</u>	Person <input checked="" type="checkbox"/> Payroll <input type="checkbox"/> Noncash <input type="checkbox"/> (Complete Part II if there is a noncash contribution.)
382		\$ <u>50000.</u>	Person <input checked="" type="checkbox"/> Payroll <input type="checkbox"/> Noncash <input type="checkbox"/> (Complete Part II if there is a noncash contribution.)
383		\$ <u>50000.</u>	Person <input checked="" type="checkbox"/> Payroll <input type="checkbox"/> Noncash <input type="checkbox"/> (Complete Part II if there is a noncash contribution.)
384		\$ <u>25000.</u>	Person <input checked="" type="checkbox"/> Payroll <input type="checkbox"/> Noncash <input type="checkbox"/> (Complete Part II if there is a noncash contribution.)

Name of organization

Employer identification number

Chamber of Commerce of the USA

53-0045720

Part I Contributors (see instructions)

(a) No.	(b) Name, address, and ZIP + 4	(c) Aggregate contributions	(d) Type of contribution
385		\$ 100000.	Person <input checked="" type="checkbox"/> Payroll <input type="checkbox"/> Noncash <input type="checkbox"/> (Complete Part II if there is a noncash contribution.)
386		\$ 125000.	Person <input checked="" type="checkbox"/> Payroll <input type="checkbox"/> Noncash <input type="checkbox"/> (Complete Part II if there is a noncash contribution.)
387		\$ 15000.	Person <input checked="" type="checkbox"/> Payroll <input type="checkbox"/> Noncash <input type="checkbox"/> (Complete Part II if there is a noncash contribution.)
388		\$ 11000.	Person <input checked="" type="checkbox"/> Payroll <input type="checkbox"/> Noncash <input type="checkbox"/> (Complete Part II if there is a noncash contribution.)
389		\$ 10000.	Person <input checked="" type="checkbox"/> Payroll <input type="checkbox"/> Noncash <input type="checkbox"/> (Complete Part II if there is a noncash contribution.)
390		\$ 100000.	Person <input checked="" type="checkbox"/> Payroll <input type="checkbox"/> Noncash <input type="checkbox"/> (Complete Part II if there is a noncash contribution.)

Name of organization

Employer identification number

Chamber of Commerce of the USA

53-0045720

Part I Contributors (see instructions)

(a) No.	(b) Name, address, and ZIP + 4	(c) Aggregate contributions	(d) Type of contribution
391		\$ 10000.	Person <input checked="" type="checkbox"/> Payroll <input type="checkbox"/> Noncash <input type="checkbox"/> (Complete Part II if there is a noncash contribution.)
392		\$ 20000.	Person <input checked="" type="checkbox"/> Payroll <input type="checkbox"/> Noncash <input type="checkbox"/> (Complete Part II if there is a noncash contribution.)
393		\$ 15000.	Person <input checked="" type="checkbox"/> Payroll <input type="checkbox"/> Noncash <input type="checkbox"/> (Complete Part II if there is a noncash contribution.)
394		\$ 10000.	Person <input checked="" type="checkbox"/> Payroll <input type="checkbox"/> Noncash <input type="checkbox"/> (Complete Part II if there is a noncash contribution.)
395		\$ 27500.	Person <input checked="" type="checkbox"/> Payroll <input type="checkbox"/> Noncash <input type="checkbox"/> (Complete Part II if there is a noncash contribution.)
396		\$ 14750.	Person <input checked="" type="checkbox"/> Payroll <input type="checkbox"/> Noncash <input type="checkbox"/> (Complete Part II if there is a noncash contribution.)

Name of organization Chamber of Commerce of the USA	Employer identification number 53-0045720
---	---

Part I Contributors (see instructions)

(a) No.	(b) Name, address, and ZIP + 4	(c) Aggregate contributions	(d) Type of contribution
397		\$ <u>100000.</u>	Person <input checked="" type="checkbox"/> Payroll <input type="checkbox"/> Noncash <input type="checkbox"/> (Complete Part II if there is a noncash contribution.)
398		\$ <u>15000.</u>	Person <input checked="" type="checkbox"/> Payroll <input type="checkbox"/> Noncash <input type="checkbox"/> (Complete Part II if there is a noncash contribution.)
399		\$ <u>5000.</u>	Person <input checked="" type="checkbox"/> Payroll <input type="checkbox"/> Noncash <input type="checkbox"/> (Complete Part II if there is a noncash contribution.)
400		\$ <u>66000.</u>	Person <input checked="" type="checkbox"/> Payroll <input type="checkbox"/> Noncash <input type="checkbox"/> (Complete Part II if there is a noncash contribution.)
401		\$ <u>15000.</u>	Person <input checked="" type="checkbox"/> Payroll <input type="checkbox"/> Noncash <input type="checkbox"/> (Complete Part II if there is a noncash contribution.)
402		\$ <u>40000.</u>	Person <input checked="" type="checkbox"/> Payroll <input type="checkbox"/> Noncash <input type="checkbox"/> (Complete Part II if there is a noncash contribution.)

Name of organization Chamber of Commerce of the USA	Employer identification number 53-0045720
---	---

Part I Contributors (see instructions)

(a) No.	(b) Name, address, and ZIP + 4	(c) Aggregate contributions	(d) Type of contribution
403		\$ 100000.	Person <input checked="" type="checkbox"/> Payroll <input type="checkbox"/> Noncash <input type="checkbox"/> (Complete Part II if there is a noncash contribution.)
404		\$ 10000.	Person <input checked="" type="checkbox"/> Payroll <input type="checkbox"/> Noncash <input type="checkbox"/> (Complete Part II if there is a noncash contribution.)
405		\$ 350000.	Person <input checked="" type="checkbox"/> Payroll <input type="checkbox"/> Noncash <input type="checkbox"/> (Complete Part II if there is a noncash contribution.)
406		\$ 15000.	Person <input checked="" type="checkbox"/> Payroll <input type="checkbox"/> Noncash <input type="checkbox"/> (Complete Part II if there is a noncash contribution.)
407		\$ 15000.	Person <input checked="" type="checkbox"/> Payroll <input type="checkbox"/> Noncash <input type="checkbox"/> (Complete Part II if there is a noncash contribution.)
408		\$ 200000.	Person <input checked="" type="checkbox"/> Payroll <input type="checkbox"/> Noncash <input type="checkbox"/> (Complete Part II if there is a noncash contribution.)

Name of organization

Employer identification number

Chamber of Commerce of the USA

53-0045720

Part I Contributors (see instructions)

(a) No.	(b) Name, address, and ZIP + 4	(c) Aggregate contributions	(d) Type of contribution
409		\$ 50000.	Person <input checked="" type="checkbox"/> Payroll <input type="checkbox"/> Noncash <input type="checkbox"/> (Complete Part II if there is a noncash contribution.)
410		\$ 6000.	Person <input checked="" type="checkbox"/> Payroll <input type="checkbox"/> Noncash <input type="checkbox"/> (Complete Part II if there is a noncash contribution.)
411		\$ 6000.	Person <input checked="" type="checkbox"/> Payroll <input type="checkbox"/> Noncash <input type="checkbox"/> (Complete Part II if there is a noncash contribution.)
412		\$ 10500.	Person <input checked="" type="checkbox"/> Payroll <input type="checkbox"/> Noncash <input type="checkbox"/> (Complete Part II if there is a noncash contribution.)
413		\$ 5000.	Person <input checked="" type="checkbox"/> Payroll <input type="checkbox"/> Noncash <input type="checkbox"/> (Complete Part II if there is a noncash contribution.)
414		\$ 10000.	Person <input checked="" type="checkbox"/> Payroll <input type="checkbox"/> Noncash <input type="checkbox"/> (Complete Part II if there is a noncash contribution.)

Name of organization Chamber of Commerce of the USA	Employer identification number 53-0045720
---	---

Part I Contributors (see instructions)

(a) No.	(b) Name, address, and ZIP + 4	(c) Aggregate contributions	(d) Type of contribution
415		\$ 10000.	Person <input checked="" type="checkbox"/> Payroll <input type="checkbox"/> Noncash <input type="checkbox"/> (Complete Part II if there is a noncash contribution.)
416		\$ 5000.	Person <input checked="" type="checkbox"/> Payroll <input type="checkbox"/> Noncash <input type="checkbox"/> (Complete Part II if there is a noncash contribution.)
417		\$ 100000.	Person <input checked="" type="checkbox"/> Payroll <input type="checkbox"/> Noncash <input type="checkbox"/> (Complete Part II if there is a noncash contribution.)
418		\$ 113500.	Person <input checked="" type="checkbox"/> Payroll <input type="checkbox"/> Noncash <input type="checkbox"/> (Complete Part II if there is a noncash contribution.)
419		\$ 15000.	Person <input checked="" type="checkbox"/> Payroll <input type="checkbox"/> Noncash <input type="checkbox"/> (Complete Part II if there is a noncash contribution.)
420		\$ 125000.	Person <input checked="" type="checkbox"/> Payroll <input type="checkbox"/> Noncash <input type="checkbox"/> (Complete Part II if there is a noncash contribution.)

Name of organization

Employer identification number

Chamber of Commerce of the USA

53-0045720

Part I Contributors (see instructions)

(a) No.	(b) Name, address, and ZIP + 4	(c) Aggregate contributions	(d) Type of contribution
421		\$ 15000.	Person <input checked="" type="checkbox"/> Payroll <input type="checkbox"/> Noncash <input type="checkbox"/> (Complete Part II if there is a noncash contribution.)
422		\$ 40000.	Person <input checked="" type="checkbox"/> Payroll <input type="checkbox"/> Noncash <input type="checkbox"/> (Complete Part II if there is a noncash contribution.)
423		\$ 5000.	Person <input checked="" type="checkbox"/> Payroll <input type="checkbox"/> Noncash <input type="checkbox"/> (Complete Part II if there is a noncash contribution.)
424		\$ 6000.	Person <input checked="" type="checkbox"/> Payroll <input type="checkbox"/> Noncash <input type="checkbox"/> (Complete Part II if there is a noncash contribution.)
425		\$ 10000.	Person <input checked="" type="checkbox"/> Payroll <input type="checkbox"/> Noncash <input type="checkbox"/> (Complete Part II if there is a noncash contribution.)
426		\$ 100000.	Person <input checked="" type="checkbox"/> Payroll <input type="checkbox"/> Noncash <input type="checkbox"/> (Complete Part II if there is a noncash contribution.)

Name of organization Chamber of Commerce of the USA	Employer identification number 53-0045720
---	---

Part I Contributors (see instructions)

(a) No.	(b) Name, address, and ZIP + 4	(c) Aggregate contributions	(d) Type of contribution
427		\$ 100000.	Person <input checked="" type="checkbox"/> Payroll <input type="checkbox"/> Noncash <input type="checkbox"/> (Complete Part II if there is a noncash contribution.)
428		\$ 18000.	Person <input checked="" type="checkbox"/> Payroll <input type="checkbox"/> Noncash <input type="checkbox"/> (Complete Part II if there is a noncash contribution.)
429		\$ 1200000.	Person <input checked="" type="checkbox"/> Payroll <input type="checkbox"/> Noncash <input type="checkbox"/> (Complete Part II if there is a noncash contribution.)
430		\$ 50000.	Person <input checked="" type="checkbox"/> Payroll <input type="checkbox"/> Noncash <input type="checkbox"/> (Complete Part II if there is a noncash contribution.)
431		\$ 206000.	Person <input checked="" type="checkbox"/> Payroll <input type="checkbox"/> Noncash <input type="checkbox"/> (Complete Part II if there is a noncash contribution.)
432		\$ 25000.	Person <input checked="" type="checkbox"/> Payroll <input type="checkbox"/> Noncash <input type="checkbox"/> (Complete Part II if there is a noncash contribution.)

Name of organization

Employer identification number

Chamber of Commerce of the USA

53-0045720

Part I Contributors (see instructions)

(a) No.	(b) Name, address, and ZIP + 4	(c) Aggregate contributions	(d) Type of contribution
433		\$ 25000.	Person <input checked="" type="checkbox"/> Payroll <input type="checkbox"/> Noncash <input type="checkbox"/> (Complete Part II if there is a noncash contribution.)
434		\$ 5500.	Person <input checked="" type="checkbox"/> Payroll <input type="checkbox"/> Noncash <input type="checkbox"/> (Complete Part II if there is a noncash contribution.)
435		\$ 25000.	Person <input checked="" type="checkbox"/> Payroll <input type="checkbox"/> Noncash <input type="checkbox"/> (Complete Part II if there is a noncash contribution.)
436		\$ 100000.	Person <input checked="" type="checkbox"/> Payroll <input type="checkbox"/> Noncash <input type="checkbox"/> (Complete Part II if there is a noncash contribution.)
437		\$ 15000.	Person <input checked="" type="checkbox"/> Payroll <input type="checkbox"/> Noncash <input type="checkbox"/> (Complete Part II if there is a noncash contribution.)
438		\$ 5000.	Person <input checked="" type="checkbox"/> Payroll <input type="checkbox"/> Noncash <input type="checkbox"/> (Complete Part II if there is a noncash contribution.)

Name of organization Chamber of Commerce of the USA	Employer identification number 53-0045720
---	---

Part I Contributors (see instructions)

(a) No.	(b) Name, address, and ZIP + 4	(c) Aggregate contributions	(d) Type of contribution
439		\$ 5000.	Person <input checked="" type="checkbox"/> Payroll <input type="checkbox"/> Noncash <input type="checkbox"/> (Complete Part II if there is a noncash contribution.)
440		\$ 7500.	Person <input checked="" type="checkbox"/> Payroll <input type="checkbox"/> Noncash <input type="checkbox"/> (Complete Part II if there is a noncash contribution.)
441		\$ 5500.	Person <input checked="" type="checkbox"/> Payroll <input type="checkbox"/> Noncash <input type="checkbox"/> (Complete Part II if there is a noncash contribution.)
442		\$ 10000.	Person <input checked="" type="checkbox"/> Payroll <input type="checkbox"/> Noncash <input type="checkbox"/> (Complete Part II if there is a noncash contribution.)
443		\$ 15000.	Person <input checked="" type="checkbox"/> Payroll <input type="checkbox"/> Noncash <input type="checkbox"/> (Complete Part II if there is a noncash contribution.)
444		\$ 15000.	Person <input checked="" type="checkbox"/> Payroll <input type="checkbox"/> Noncash <input type="checkbox"/> (Complete Part II if there is a noncash contribution.)

Name of organization Chamber of Commerce of the USA	Employer identification number 53-0045720
---	---

Part I Contributors (see instructions)

(a) No.	(b) Name, address, and ZIP + 4	(c) Aggregate contributions	(d) Type of contribution
445		\$ 5000.	Person <input checked="" type="checkbox"/> Payroll <input type="checkbox"/> Noncash <input type="checkbox"/> (Complete Part II if there is a noncash contribution.)
446		\$ 7500.	Person <input checked="" type="checkbox"/> Payroll <input type="checkbox"/> Noncash <input type="checkbox"/> (Complete Part II if there is a noncash contribution.)
447		\$ 250000.	Person <input checked="" type="checkbox"/> Payroll <input type="checkbox"/> Noncash <input type="checkbox"/> (Complete Part II if there is a noncash contribution.)
448		\$ 50000.	Person <input checked="" type="checkbox"/> Payroll <input type="checkbox"/> Noncash <input type="checkbox"/> (Complete Part II if there is a noncash contribution.)
449		\$ 5000.	Person <input checked="" type="checkbox"/> Payroll <input type="checkbox"/> Noncash <input type="checkbox"/> (Complete Part II if there is a noncash contribution.)
450		\$ 50000.	Person <input checked="" type="checkbox"/> Payroll <input type="checkbox"/> Noncash <input type="checkbox"/> (Complete Part II if there is a noncash contribution.)

Name of organization Chamber of Commerce of the USA	Employer identification number 53-0045720
---	---

Part I Contributors (see instructions)

(a) No.	(b) Name, address, and ZIP + 4	(c) Aggregate contributions	(d) Type of contribution
451		\$ <u>7500.</u>	Person <input checked="" type="checkbox"/> Payroll <input type="checkbox"/> Noncash <input type="checkbox"/> <small>(Complete Part II if there is a noncash contribution.)</small>
452		\$ <u>125000.</u>	Person <input checked="" type="checkbox"/> Payroll <input type="checkbox"/> Noncash <input type="checkbox"/> <small>(Complete Part II if there is a noncash contribution.)</small>
453		\$ <u>15000.</u>	Person <input checked="" type="checkbox"/> Payroll <input type="checkbox"/> Noncash <input type="checkbox"/> <small>(Complete Part II if there is a noncash contribution.)</small>
454		\$ <u>10000.</u>	Person <input checked="" type="checkbox"/> Payroll <input type="checkbox"/> Noncash <input type="checkbox"/> <small>(Complete Part II if there is a noncash contribution.)</small>
455		\$ <u>50000.</u>	Person <input checked="" type="checkbox"/> Payroll <input type="checkbox"/> Noncash <input type="checkbox"/> <small>(Complete Part II if there is a noncash contribution.)</small>
456		\$ <u>10000.</u>	Person <input checked="" type="checkbox"/> Payroll <input type="checkbox"/> Noncash <input type="checkbox"/> <small>(Complete Part II if there is a noncash contribution.)</small>

Name of organization Chamber of Commerce of the USA	Employer identification number 53-0045720
---	---

Part I Contributors (see instructions)

(a) No.	(b) Name, address, and ZIP + 4	(c) Aggregate contributions	(d) Type of contribution
457		\$ 7477.	Person <input checked="" type="checkbox"/> Payroll <input type="checkbox"/> Noncash <input type="checkbox"/> (Complete Part II if there is a noncash contribution.)
458		\$ 250000.	Person <input checked="" type="checkbox"/> Payroll <input type="checkbox"/> Noncash <input type="checkbox"/> (Complete Part II if there is a noncash contribution.)
459		\$ 6000.	Person <input checked="" type="checkbox"/> Payroll <input type="checkbox"/> Noncash <input type="checkbox"/> (Complete Part II if there is a noncash contribution.)
460		\$ 175000.	Person <input checked="" type="checkbox"/> Payroll <input type="checkbox"/> Noncash <input type="checkbox"/> (Complete Part II if there is a noncash contribution.)
461		\$ 7500.	Person <input checked="" type="checkbox"/> Payroll <input type="checkbox"/> Noncash <input type="checkbox"/> (Complete Part II if there is a noncash contribution.)
462		\$ 5000.	Person <input checked="" type="checkbox"/> Payroll <input type="checkbox"/> Noncash <input type="checkbox"/> (Complete Part II if there is a noncash contribution.)

Name of organization Chamber of Commerce of the USA	Employer identification number 53-0045720
---	---

Part I Contributors (see instructions)

(a) No.	(b) Name, address, and ZIP + 4	(c) Aggregate contributions	(d) Type of contribution
463	<hr/> <hr/> <hr/> <hr/>	\$ 50000.	Person <input checked="" type="checkbox"/> Payroll <input type="checkbox"/> Noncash <input type="checkbox"/> (Complete Part II if there is a noncash contribution.)
464	<hr/> <hr/> <hr/> <hr/>	\$ 10000.	Person <input checked="" type="checkbox"/> Payroll <input type="checkbox"/> Noncash <input type="checkbox"/> (Complete Part II if there is a noncash contribution.)
465	<hr/> <hr/> <hr/> <hr/>	\$ 15000.	Person <input checked="" type="checkbox"/> Payroll <input type="checkbox"/> Noncash <input type="checkbox"/> (Complete Part II if there is a noncash contribution.)
466	<hr/> <hr/> <hr/> <hr/>	\$ 50000.	Person <input checked="" type="checkbox"/> Payroll <input type="checkbox"/> Noncash <input type="checkbox"/> (Complete Part II if there is a noncash contribution.)
467	<hr/> <hr/> <hr/> <hr/>	\$ 15000.	Person <input checked="" type="checkbox"/> Payroll <input type="checkbox"/> Noncash <input type="checkbox"/> (Complete Part II if there is a noncash contribution.)
468	<hr/> <hr/> <hr/> <hr/>	\$ 200000.	Person <input checked="" type="checkbox"/> Payroll <input type="checkbox"/> Noncash <input type="checkbox"/> (Complete Part II if there is a noncash contribution.)

Name of organization Chamber of Commerce of the USA	Employer identification number 53-0045720
---	---

Part I Contributors (see instructions)

(a) No.	(b) Name, address, and ZIP + 4	(c) Aggregate contributions	(d) Type of contribution
469		\$ 5000.	Person <input checked="" type="checkbox"/> Payroll <input type="checkbox"/> Noncash <input type="checkbox"/> (Complete Part II if there is a noncash contribution.)
470		\$ 65625.	Person <input checked="" type="checkbox"/> Payroll <input type="checkbox"/> Noncash <input type="checkbox"/> (Complete Part II if there is a noncash contribution.)
471		\$ 10000.	Person <input checked="" type="checkbox"/> Payroll <input type="checkbox"/> Noncash <input type="checkbox"/> (Complete Part II if there is a noncash contribution.)
472		\$ 200000.	Person <input checked="" type="checkbox"/> Payroll <input type="checkbox"/> Noncash <input type="checkbox"/> (Complete Part II if there is a noncash contribution.)
473		\$ 267500.	Person <input checked="" type="checkbox"/> Payroll <input type="checkbox"/> Noncash <input type="checkbox"/> (Complete Part II if there is a noncash contribution.)
474		\$ 6000.	Person <input checked="" type="checkbox"/> Payroll <input type="checkbox"/> Noncash <input type="checkbox"/> (Complete Part II if there is a noncash contribution.)

Name of organization

Employer identification number

Chamber of Commerce of the USA

53-0045720

Part I Contributors (see instructions)

(a) No.	(b) Name, address, and ZIP + 4	(c) Aggregate contributions	(d) Type of contribution
475		\$ 100000.	Person <input checked="" type="checkbox"/> Payroll <input type="checkbox"/> Noncash <input type="checkbox"/> (Complete Part II if there is a noncash contribution.)
476		\$ 7500.	Person <input checked="" type="checkbox"/> Payroll <input type="checkbox"/> Noncash <input type="checkbox"/> (Complete Part II if there is a noncash contribution.)
477		\$ 12500.	Person <input checked="" type="checkbox"/> Payroll <input type="checkbox"/> Noncash <input type="checkbox"/> (Complete Part II if there is a noncash contribution.)
478		\$ 10000.	Person <input checked="" type="checkbox"/> Payroll <input type="checkbox"/> Noncash <input type="checkbox"/> (Complete Part II if there is a noncash contribution.)
479		\$ 153500.	Person <input checked="" type="checkbox"/> Payroll <input type="checkbox"/> Noncash <input type="checkbox"/> (Complete Part II if there is a noncash contribution.)
480		\$ 10000.	Person <input checked="" type="checkbox"/> Payroll <input type="checkbox"/> Noncash <input type="checkbox"/> (Complete Part II if there is a noncash contribution.)

Name of organization

Employer identification number

Chamber of Commerce of the USA

53-0045720

Part I Contributors (see instructions)

(a) No.	(b) Name, address, and ZIP + 4	(c) Aggregate contributions	(d) Type of contribution
481		\$ 20000.	Person <input checked="" type="checkbox"/> Payroll <input type="checkbox"/> Noncash <input type="checkbox"/> (Complete Part II if there is a noncash contribution.)
482		\$ 50000.	Person <input checked="" type="checkbox"/> Payroll <input type="checkbox"/> Noncash <input type="checkbox"/> (Complete Part II if there is a noncash contribution.)
483		\$ 100000.	Person <input checked="" type="checkbox"/> Payroll <input type="checkbox"/> Noncash <input type="checkbox"/> (Complete Part II if there is a noncash contribution.)
484		\$ 25000.	Person <input checked="" type="checkbox"/> Payroll <input type="checkbox"/> Noncash <input type="checkbox"/> (Complete Part II if there is a noncash contribution.)
485		\$ 5500.	Person <input checked="" type="checkbox"/> Payroll <input type="checkbox"/> Noncash <input type="checkbox"/> (Complete Part II if there is a noncash contribution.)
486		\$ 255000.	Person <input checked="" type="checkbox"/> Payroll <input type="checkbox"/> Noncash <input type="checkbox"/> (Complete Part II if there is a noncash contribution.)

Name of organization Chamber of Commerce of the USA	Employer identification number 53-0045720
---	---

Part I Contributors (see instructions)

(a) No.	(b) Name, address, and ZIP + 4	(c) Aggregate contributions	(d) Type of contribution
487		\$ 5000.	Person <input checked="" type="checkbox"/> Payroll <input type="checkbox"/> Noncash <input type="checkbox"/> (Complete Part II if there is a noncash contribution.)
488		\$ 10000.	Person <input checked="" type="checkbox"/> Payroll <input type="checkbox"/> Noncash <input type="checkbox"/> (Complete Part II if there is a noncash contribution.)
489		\$ 15000.	Person <input checked="" type="checkbox"/> Payroll <input type="checkbox"/> Noncash <input type="checkbox"/> (Complete Part II if there is a noncash contribution.)
490		\$ 25000.	Person <input checked="" type="checkbox"/> Payroll <input type="checkbox"/> Noncash <input type="checkbox"/> (Complete Part II if there is a noncash contribution.)
491		\$ 150000.	Person <input checked="" type="checkbox"/> Payroll <input type="checkbox"/> Noncash <input type="checkbox"/> (Complete Part II if there is a noncash contribution.)
492		\$ 10000.	Person <input checked="" type="checkbox"/> Payroll <input type="checkbox"/> Noncash <input type="checkbox"/> (Complete Part II if there is a noncash contribution.)

Name of organization Chamber of Commerce of the USA	Employer identification number 53-0045720
---	---

Part I Contributors (see instructions)

(a) No.	(b) Name, address, and ZIP + 4	(c) Aggregate contributions	(d) Type of contribution
493	 <hr/> <hr/> <hr/>	\$ 50000.	Person <input checked="" type="checkbox"/> Payroll <input type="checkbox"/> Noncash <input type="checkbox"/> (Complete Part II if there is a noncash contribution.)
494	 <hr/> <hr/> <hr/>	\$ 25000.	Person <input checked="" type="checkbox"/> Payroll <input type="checkbox"/> Noncash <input type="checkbox"/> (Complete Part II if there is a noncash contribution.)
495	 <hr/> <hr/> <hr/>	\$ 20000.	Person <input checked="" type="checkbox"/> Payroll <input type="checkbox"/> Noncash <input type="checkbox"/> (Complete Part II if there is a noncash contribution.)
496	 <hr/> <hr/> <hr/>	\$ 7500.	Person <input checked="" type="checkbox"/> Payroll <input type="checkbox"/> Noncash <input type="checkbox"/> (Complete Part II if there is a noncash contribution.)
497	 <hr/> <hr/> <hr/>	\$ 8000.	Person <input checked="" type="checkbox"/> Payroll <input type="checkbox"/> Noncash <input type="checkbox"/> (Complete Part II if there is a noncash contribution.)
498	 <hr/> <hr/> <hr/>	\$ 50000.	Person <input checked="" type="checkbox"/> Payroll <input type="checkbox"/> Noncash <input type="checkbox"/> (Complete Part II if there is a noncash contribution.)

Name of organization Chamber of Commerce of the USA	Employer identification number 53-0045720
---	---

Part I Contributors (see instructions)

(a) No.	(b) Name, address, and ZIP + 4	(c) Aggregate contributions	(d) Type of contribution
499		\$ 10000.	Person <input checked="" type="checkbox"/> Payroll <input type="checkbox"/> Noncash <input type="checkbox"/> (Complete Part II if there is a noncash contribution.)
500		\$ 15668.	Person <input checked="" type="checkbox"/> Payroll <input type="checkbox"/> Noncash <input type="checkbox"/> (Complete Part II if there is a noncash contribution.)
501		\$ 365000.	Person <input checked="" type="checkbox"/> Payroll <input type="checkbox"/> Noncash <input type="checkbox"/> (Complete Part II if there is a noncash contribution.)
502		\$ 7500.	Person <input checked="" type="checkbox"/> Payroll <input type="checkbox"/> Noncash <input type="checkbox"/> (Complete Part II if there is a noncash contribution.)
503		\$ 7500.	Person <input checked="" type="checkbox"/> Payroll <input type="checkbox"/> Noncash <input type="checkbox"/> (Complete Part II if there is a noncash contribution.)
504		\$ 9980.	Person <input checked="" type="checkbox"/> Payroll <input type="checkbox"/> Noncash <input type="checkbox"/> (Complete Part II if there is a noncash contribution.)

Name of organization Chamber of Commerce of the USA	Employer identification number 53-0045720
---	---

Part I Contributors (see instructions)

(a) No.	(b) Name, address, and ZIP + 4	(c) Aggregate contributions	(d) Type of contribution
505		\$ 15800.	Person <input checked="" type="checkbox"/> Payroll <input type="checkbox"/> Noncash <input type="checkbox"/> (Complete Part II if there is a noncash contribution.)
506		\$ 7500.	Person <input checked="" type="checkbox"/> Payroll <input type="checkbox"/> Noncash <input type="checkbox"/> (Complete Part II if there is a noncash contribution.)
507		\$ 50000.	Person <input checked="" type="checkbox"/> Payroll <input type="checkbox"/> Noncash <input type="checkbox"/> (Complete Part II if there is a noncash contribution.)
508		\$ 100000.	Person <input checked="" type="checkbox"/> Payroll <input type="checkbox"/> Noncash <input type="checkbox"/> (Complete Part II if there is a noncash contribution.)
509		\$ 50000.	Person <input checked="" type="checkbox"/> Payroll <input type="checkbox"/> Noncash <input type="checkbox"/> (Complete Part II if there is a noncash contribution.)
510		\$ 5000.	Person <input checked="" type="checkbox"/> Payroll <input type="checkbox"/> Noncash <input type="checkbox"/> (Complete Part II if there is a noncash contribution.)

Name of organization Chamber of Commerce of the USA	Employer identification number 53-0045720
---	---

Part I Contributors (see instructions)

(a) No.	(b) Name, address, and ZIP + 4	(c) Aggregate contributions	(d) Type of contribution
511		\$ <u>8290000.</u>	Person <input checked="" type="checkbox"/> Payroll <input type="checkbox"/> Noncash <input type="checkbox"/> (Complete Part II if there is a noncash contribution.)
512		\$ <u>10000.</u>	Person <input checked="" type="checkbox"/> Payroll <input type="checkbox"/> Noncash <input type="checkbox"/> (Complete Part II if there is a noncash contribution.)
513		\$ <u>6650.</u>	Person <input checked="" type="checkbox"/> Payroll <input type="checkbox"/> Noncash <input type="checkbox"/> (Complete Part II if there is a noncash contribution.)
514		\$ <u>200000.</u>	Person <input checked="" type="checkbox"/> Payroll <input type="checkbox"/> Noncash <input type="checkbox"/> (Complete Part II if there is a noncash contribution.)
515		\$ <u>50000.</u>	Person <input checked="" type="checkbox"/> Payroll <input type="checkbox"/> Noncash <input type="checkbox"/> (Complete Part II if there is a noncash contribution.)
516		\$ <u>50000.</u>	Person <input checked="" type="checkbox"/> Payroll <input type="checkbox"/> Noncash <input type="checkbox"/> (Complete Part II if there is a noncash contribution.)

Name of organization

Employer identification number

Chamber of Commerce of the USA

53-0045720

Part I Contributors (see instructions)

(a) No.	(b) Name, address, and ZIP + 4	(c) Aggregate contributions	(d) Type of contribution
517		\$ 50000.	Person <input checked="" type="checkbox"/> Payroll <input type="checkbox"/> Noncash <input type="checkbox"/> (Complete Part II if there is a noncash contribution.)
518		\$ 60000.	Person <input checked="" type="checkbox"/> Payroll <input type="checkbox"/> Noncash <input type="checkbox"/> (Complete Part II if there is a noncash contribution.)
519		\$ 20000.	Person <input checked="" type="checkbox"/> Payroll <input type="checkbox"/> Noncash <input type="checkbox"/> (Complete Part II if there is a noncash contribution.)
520		\$ 5000.	Person <input checked="" type="checkbox"/> Payroll <input type="checkbox"/> Noncash <input type="checkbox"/> (Complete Part II if there is a noncash contribution.)
521		\$ 7670.	Person <input checked="" type="checkbox"/> Payroll <input type="checkbox"/> Noncash <input type="checkbox"/> (Complete Part II if there is a noncash contribution.)
522		\$ 10000.	Person <input checked="" type="checkbox"/> Payroll <input type="checkbox"/> Noncash <input type="checkbox"/> (Complete Part II if there is a noncash contribution.)

Name of organization Chamber of Commerce of the USA	Employer identification number 53-0045720
--	--

Part I Contributors (see instructions)

(a) No.	(b) Name, address, and ZIP + 4	(c) Aggregate contributions	(d) Type of contribution
523		\$ 160000.	Person <input checked="" type="checkbox"/> Payroll <input type="checkbox"/> Noncash <input type="checkbox"/> (Complete Part II if there is a noncash contribution.)
524		\$ 31571.	Person <input checked="" type="checkbox"/> Payroll <input type="checkbox"/> Noncash <input type="checkbox"/> (Complete Part II if there is a noncash contribution.)
525		\$ 816670.	Person <input checked="" type="checkbox"/> Payroll <input type="checkbox"/> Noncash <input type="checkbox"/> (Complete Part II if there is a noncash contribution.)
526		\$ 14972.	Person <input checked="" type="checkbox"/> Payroll <input type="checkbox"/> Noncash <input type="checkbox"/> (Complete Part II if there is a noncash contribution.)
527		\$ 469000.	Person <input checked="" type="checkbox"/> Payroll <input type="checkbox"/> Noncash <input type="checkbox"/> (Complete Part II if there is a noncash contribution.)
528		\$ 7500.	Person <input checked="" type="checkbox"/> Payroll <input type="checkbox"/> Noncash <input type="checkbox"/> (Complete Part II if there is a noncash contribution.)

Name of organization

Employer identification number

Chamber of Commerce of the USA

53-0045720

Part I Contributors (see instructions)

(a) No.	(b) Name, address, and ZIP + 4	(c) Aggregate contributions	(d) Type of contribution
529		\$ 25000.	Person <input checked="" type="checkbox"/> Payroll <input type="checkbox"/> Noncash <input type="checkbox"/> (Complete Part II if there is a noncash contribution.)
530		\$ 10000.	Person <input checked="" type="checkbox"/> Payroll <input type="checkbox"/> Noncash <input type="checkbox"/> (Complete Part II if there is a noncash contribution.)
531		\$ 25000.	Person <input checked="" type="checkbox"/> Payroll <input type="checkbox"/> Noncash <input type="checkbox"/> (Complete Part II if there is a noncash contribution.)
532		\$ 100000.	Person <input checked="" type="checkbox"/> Payroll <input type="checkbox"/> Noncash <input type="checkbox"/> (Complete Part II if there is a noncash contribution.)
533		\$ 100000.	Person <input checked="" type="checkbox"/> Payroll <input type="checkbox"/> Noncash <input type="checkbox"/> (Complete Part II if there is a noncash contribution.)
534		\$ 100000.	Person <input checked="" type="checkbox"/> Payroll <input type="checkbox"/> Noncash <input type="checkbox"/> (Complete Part II if there is a noncash contribution.)

Name of organization Chamber of Commerce of the USA	Employer identification number 53-0045720
---	---

Part I Contributors (see instructions)

(a) No.	(b) Name, address, and ZIP + 4	(c) Aggregate contributions	(d) Type of contribution
535		\$ 250000.	Person <input checked="" type="checkbox"/> Payroll <input type="checkbox"/> Noncash <input type="checkbox"/> (Complete Part II if there is a noncash contribution.)
536		\$ 7000.	Person <input checked="" type="checkbox"/> Payroll <input type="checkbox"/> Noncash <input type="checkbox"/> (Complete Part II if there is a noncash contribution.)
537		\$ 200000.	Person <input checked="" type="checkbox"/> Payroll <input type="checkbox"/> Noncash <input type="checkbox"/> (Complete Part II if there is a noncash contribution.)
538		\$ 10000.	Person <input checked="" type="checkbox"/> Payroll <input type="checkbox"/> Noncash <input type="checkbox"/> (Complete Part II if there is a noncash contribution.)
539		\$ 200000.	Person <input checked="" type="checkbox"/> Payroll <input type="checkbox"/> Noncash <input type="checkbox"/> (Complete Part II if there is a noncash contribution.)
540		\$ 25000.	Person <input checked="" type="checkbox"/> Payroll <input type="checkbox"/> Noncash <input type="checkbox"/> (Complete Part II if there is a noncash contribution.)

Name of organization

Employer identification number

Chamber of Commerce of the USA

53-0045720

Part I Contributors (see instructions)

(a) No.	(b) Name, address, and ZIP + 4	(c) Aggregate contributions	(d) Type of contribution
541		\$ 21000.	Person <input checked="" type="checkbox"/> Payroll <input type="checkbox"/> Noncash <input type="checkbox"/> (Complete Part II if there is a noncash contribution.)
542		\$ 120000.	Person <input checked="" type="checkbox"/> Payroll <input type="checkbox"/> Noncash <input type="checkbox"/> (Complete Part II if there is a noncash contribution.)
543		\$ 50000.	Person <input checked="" type="checkbox"/> Payroll <input type="checkbox"/> Noncash <input type="checkbox"/> (Complete Part II if there is a noncash contribution.)
544		\$ 10000.	Person <input checked="" type="checkbox"/> Payroll <input type="checkbox"/> Noncash <input type="checkbox"/> (Complete Part II if there is a noncash contribution.)
545		\$ 9000.	Person <input checked="" type="checkbox"/> Payroll <input type="checkbox"/> Noncash <input type="checkbox"/> (Complete Part II if there is a noncash contribution.)
546		\$ 192500.	Person <input checked="" type="checkbox"/> Payroll <input type="checkbox"/> Noncash <input type="checkbox"/> (Complete Part II if there is a noncash contribution.)

Name of organization

Employer identification number

Chamber of Commerce of the USA

53-0045720

Part I Contributors (see instructions)

(a) No.	(b) Name, address, and ZIP + 4	(c) Aggregate contributions	(d) Type of contribution
547		\$ 100000.	Person <input checked="" type="checkbox"/> Payroll <input type="checkbox"/> Noncash <input type="checkbox"/> (Complete Part II if there is a noncash contribution.)
548		\$ 10000.	Person <input checked="" type="checkbox"/> Payroll <input type="checkbox"/> Noncash <input type="checkbox"/> (Complete Part II if there is a noncash contribution.)
549		\$ 10000.	Person <input checked="" type="checkbox"/> Payroll <input type="checkbox"/> Noncash <input type="checkbox"/> (Complete Part II if there is a noncash contribution.)
550		\$ 250000.	Person <input checked="" type="checkbox"/> Payroll <input type="checkbox"/> Noncash <input type="checkbox"/> (Complete Part II if there is a noncash contribution.)
551		\$ 27500.	Person <input checked="" type="checkbox"/> Payroll <input type="checkbox"/> Noncash <input type="checkbox"/> (Complete Part II if there is a noncash contribution.)
552		\$ 100000.	Person <input checked="" type="checkbox"/> Payroll <input type="checkbox"/> Noncash <input type="checkbox"/> (Complete Part II if there is a noncash contribution.)

Name of organization

Employer identification number

Chamber of Commerce of the USA

53-0045720

Part I Contributors (see instructions)

(a) No.	(b) Name, address, and ZIP + 4	(c) Aggregate contributions	(d) Type of contribution
553		\$ 100000.	Person <input checked="" type="checkbox"/> Payroll <input type="checkbox"/> Noncash <input type="checkbox"/> (Complete Part II if there is a noncash contribution.)
554		\$ 14266.	Person <input checked="" type="checkbox"/> Payroll <input type="checkbox"/> Noncash <input type="checkbox"/> (Complete Part II if there is a noncash contribution.)
555		\$ 7500.	Person <input checked="" type="checkbox"/> Payroll <input type="checkbox"/> Noncash <input type="checkbox"/> (Complete Part II if there is a noncash contribution.)
556		\$ 600000.	Person <input checked="" type="checkbox"/> Payroll <input type="checkbox"/> Noncash <input type="checkbox"/> (Complete Part II if there is a noncash contribution.)
557		\$ 20000.	Person <input checked="" type="checkbox"/> Payroll <input type="checkbox"/> Noncash <input type="checkbox"/> (Complete Part II if there is a noncash contribution.)
558		\$ 15000.	Person <input checked="" type="checkbox"/> Payroll <input type="checkbox"/> Noncash <input type="checkbox"/> (Complete Part II if there is a noncash contribution.)

Name of organization Chamber of Commerce of the USA	Employer identification number 53-0045720
---	---

Part I Contributors (see instructions)

(a) No.	(b) Name, address, and ZIP + 4	(c) Aggregate contributions	(d) Type of contribution
559		\$ 15000.	Person <input checked="" type="checkbox"/> Payroll <input type="checkbox"/> Noncash <input type="checkbox"/> (Complete Part II if there is a noncash contribution.)
560		\$ 50000.	Person <input checked="" type="checkbox"/> Payroll <input type="checkbox"/> Noncash <input type="checkbox"/> (Complete Part II if there is a noncash contribution.)
561		\$ 30000.	Person <input checked="" type="checkbox"/> Payroll <input type="checkbox"/> Noncash <input type="checkbox"/> (Complete Part II if there is a noncash contribution.)
562		\$ 6000.	Person <input checked="" type="checkbox"/> Payroll <input type="checkbox"/> Noncash <input type="checkbox"/> (Complete Part II if there is a noncash contribution.)
563		\$ 6000.	Person <input checked="" type="checkbox"/> Payroll <input type="checkbox"/> Noncash <input type="checkbox"/> (Complete Part II if there is a noncash contribution.)
564		\$ 10000.	Person <input checked="" type="checkbox"/> Payroll <input type="checkbox"/> Noncash <input type="checkbox"/> (Complete Part II if there is a noncash contribution.)

Name of organization

Employer identification number

Chamber of Commerce of the USA

53-0045720

Part I Contributors (see instructions)

(a) No.	(b) Name, address, and ZIP + 4	(c) Aggregate contributions	(d) Type of contribution
565		\$ 10000.	Person <input checked="" type="checkbox"/> Payroll <input type="checkbox"/> Noncash <input type="checkbox"/> (Complete Part II if there is a noncash contribution.)
566		\$ 5000.	Person <input checked="" type="checkbox"/> Payroll <input type="checkbox"/> Noncash <input type="checkbox"/> (Complete Part II if there is a noncash contribution.)
567		\$ 150000.	Person <input checked="" type="checkbox"/> Payroll <input type="checkbox"/> Noncash <input type="checkbox"/> (Complete Part II if there is a noncash contribution.)
568		\$ 50000.	Person <input checked="" type="checkbox"/> Payroll <input type="checkbox"/> Noncash <input type="checkbox"/> (Complete Part II if there is a noncash contribution.)
569		\$ 5000.	Person <input checked="" type="checkbox"/> Payroll <input type="checkbox"/> Noncash <input type="checkbox"/> (Complete Part II if there is a noncash contribution.)
570		\$ 5000.	Person <input checked="" type="checkbox"/> Payroll <input type="checkbox"/> Noncash <input type="checkbox"/> (Complete Part II if there is a noncash contribution.)

Name of organization

Employer identification number

Chamber of Commerce of the USA

53-0045720

Part I Contributors (see instructions)

(a) No.	(b) Name, address, and ZIP + 4	(c) Aggregate contributions	(d) Type of contribution
571		\$ 42500.	Person <input checked="" type="checkbox"/> Payroll <input type="checkbox"/> Noncash <input type="checkbox"/> (Complete Part II if there is a noncash contribution.)
572		\$ 20000.	Person <input checked="" type="checkbox"/> Payroll <input type="checkbox"/> Noncash <input type="checkbox"/> (Complete Part II if there is a noncash contribution.)
573		\$ 114000.	Person <input checked="" type="checkbox"/> Payroll <input type="checkbox"/> Noncash <input type="checkbox"/> (Complete Part II if there is a noncash contribution.)
574		\$ 10000.	Person <input checked="" type="checkbox"/> Payroll <input type="checkbox"/> Noncash <input type="checkbox"/> (Complete Part II if there is a noncash contribution.)
575		\$ 10000.	Person <input checked="" type="checkbox"/> Payroll <input type="checkbox"/> Noncash <input type="checkbox"/> (Complete Part II if there is a noncash contribution.)
576		\$ 50000.	Person <input checked="" type="checkbox"/> Payroll <input type="checkbox"/> Noncash <input type="checkbox"/> (Complete Part II if there is a noncash contribution.)

Name of organization

Employer identification number

Chamber of Commerce of the USA

53-0045720

Part I Contributors (see instructions)

(a) No.	(b) Name, address, and ZIP + 4	(c) Aggregate contributions	(d) Type of contribution
577		\$ 19985.	Person <input checked="" type="checkbox"/> Payroll <input type="checkbox"/> Noncash <input type="checkbox"/> (Complete Part II if there is a noncash contribution.)
578		\$ 105000.	Person <input checked="" type="checkbox"/> Payroll <input type="checkbox"/> Noncash <input type="checkbox"/> (Complete Part II if there is a noncash contribution.)
579		\$ 6000.	Person <input checked="" type="checkbox"/> Payroll <input type="checkbox"/> Noncash <input type="checkbox"/> (Complete Part II if there is a noncash contribution.)
580		\$ 15000.	Person <input checked="" type="checkbox"/> Payroll <input type="checkbox"/> Noncash <input type="checkbox"/> (Complete Part II if there is a noncash contribution.)
581		\$ 25000.	Person <input checked="" type="checkbox"/> Payroll <input type="checkbox"/> Noncash <input type="checkbox"/> (Complete Part II if there is a noncash contribution.)
582		\$ 25000.	Person <input checked="" type="checkbox"/> Payroll <input type="checkbox"/> Noncash <input type="checkbox"/> (Complete Part II if there is a noncash contribution.)

Name of organization Chamber of Commerce of the USA	Employer identification number 53-0045720
---	---

Part I Contributors (see instructions)

(a) No.	(b) Name, address, and ZIP + 4	(c) Aggregate contributions	(d) Type of contribution
583	<hr/> <hr/> <hr/> <hr/>	\$ 10000.	Person <input checked="" type="checkbox"/> Payroll <input type="checkbox"/> Noncash <input type="checkbox"/> (Complete Part II if there is a noncash contribution.)
584	<hr/> <hr/> <hr/> <hr/>	\$ 6000.	Person <input checked="" type="checkbox"/> Payroll <input type="checkbox"/> Noncash <input type="checkbox"/> (Complete Part II if there is a noncash contribution.)
585	<hr/> <hr/> <hr/> <hr/>	\$ 15000.	Person <input checked="" type="checkbox"/> Payroll <input type="checkbox"/> Noncash <input type="checkbox"/> (Complete Part II if there is a noncash contribution.)
586	<hr/> <hr/> <hr/> <hr/>	\$ 25000.	Person <input checked="" type="checkbox"/> Payroll <input type="checkbox"/> Noncash <input type="checkbox"/> (Complete Part II if there is a noncash contribution.)
587	<hr/> <hr/> <hr/> <hr/>	\$ 15000.	Person <input checked="" type="checkbox"/> Payroll <input type="checkbox"/> Noncash <input type="checkbox"/> (Complete Part II if there is a noncash contribution.)
588	<hr/> <hr/> <hr/> <hr/>	\$ 100000.	Person <input checked="" type="checkbox"/> Payroll <input type="checkbox"/> Noncash <input type="checkbox"/> (Complete Part II if there is a noncash contribution.)

Name of organization

Employer identification number

Chamber of Commerce of the USA

53-0045720

Part I Contributors (see instructions)

(a) No.	(b) Name, address, and ZIP + 4	(c) Aggregate contributions	(d) Type of contribution
589		\$ 10000.	Person <input checked="" type="checkbox"/> Payroll <input type="checkbox"/> Noncash <input type="checkbox"/> (Complete Part II if there is a noncash contribution.)
590		\$ 14980.	Person <input checked="" type="checkbox"/> Payroll <input type="checkbox"/> Noncash <input type="checkbox"/> (Complete Part II if there is a noncash contribution.)
591		\$ 5000.	Person <input checked="" type="checkbox"/> Payroll <input type="checkbox"/> Noncash <input type="checkbox"/> (Complete Part II if there is a noncash contribution.)
592		\$ 14975.	Person <input checked="" type="checkbox"/> Payroll <input type="checkbox"/> Noncash <input type="checkbox"/> (Complete Part II if there is a noncash contribution.)
593		\$ 50000.	Person <input checked="" type="checkbox"/> Payroll <input type="checkbox"/> Noncash <input type="checkbox"/> (Complete Part II if there is a noncash contribution.)
594		\$ 50000.	Person <input checked="" type="checkbox"/> Payroll <input type="checkbox"/> Noncash <input type="checkbox"/> (Complete Part II if there is a noncash contribution.)

Name of organization

Employer identification number

Chamber of Commerce of the USA

53-0045720

Part I Contributors (see instructions)

(a) No.	(b) Name, address, and ZIP + 4	(c) Aggregate contributions	(d) Type of contribution
595		\$ 7500.	Person <input checked="" type="checkbox"/> Payroll <input type="checkbox"/> Noncash <input type="checkbox"/> (Complete Part II if there is a noncash contribution.)
596		\$ 107500.	Person <input checked="" type="checkbox"/> Payroll <input type="checkbox"/> Noncash <input type="checkbox"/> (Complete Part II if there is a noncash contribution.)
597		\$ 20000.	Person <input checked="" type="checkbox"/> Payroll <input type="checkbox"/> Noncash <input type="checkbox"/> (Complete Part II if there is a noncash contribution.)
598		\$ 15000.	Person <input checked="" type="checkbox"/> Payroll <input type="checkbox"/> Noncash <input type="checkbox"/> (Complete Part II if there is a noncash contribution.)
599		\$ 5000.	Person <input checked="" type="checkbox"/> Payroll <input type="checkbox"/> Noncash <input type="checkbox"/> (Complete Part II if there is a noncash contribution.)
600		\$ 25000.	Person <input checked="" type="checkbox"/> Payroll <input type="checkbox"/> Noncash <input type="checkbox"/> (Complete Part II if there is a noncash contribution.)

Name of organization

Employer identification number

Chamber of Commerce of the USA

53-0045720

Part I Contributors (see instructions)

(a) No.	(b) Name, address, and ZIP + 4	(c) Aggregate contributions	(d) Type of contribution
601		\$ 25000.	Person <input checked="" type="checkbox"/> Payroll <input type="checkbox"/> Noncash <input type="checkbox"/> (Complete Part II if there is a noncash contribution.)
602		\$ 5000.	Person <input checked="" type="checkbox"/> Payroll <input type="checkbox"/> Noncash <input type="checkbox"/> (Complete Part II if there is a noncash contribution.)
603		\$ 5000.	Person <input checked="" type="checkbox"/> Payroll <input type="checkbox"/> Noncash <input type="checkbox"/> (Complete Part II if there is a noncash contribution.)
604		\$ 50000.	Person <input checked="" type="checkbox"/> Payroll <input type="checkbox"/> Noncash <input type="checkbox"/> (Complete Part II if there is a noncash contribution.)
605		\$ 7500.	Person <input checked="" type="checkbox"/> Payroll <input type="checkbox"/> Noncash <input type="checkbox"/> (Complete Part II if there is a noncash contribution.)
606		\$ 25000.	Person <input checked="" type="checkbox"/> Payroll <input type="checkbox"/> Noncash <input type="checkbox"/> (Complete Part II if there is a noncash contribution.)

Name of organization Chamber of Commerce of the USA	Employer identification number 53-0045720
---	---

Part I Contributors (see instructions)

(a) No.	(b) Name, address, and ZIP + 4	(c) Aggregate contributions	(d) Type of contribution
607		\$ 10000.	Person <input checked="" type="checkbox"/> Payroll <input type="checkbox"/> Noncash <input type="checkbox"/> (Complete Part II if there is a noncash contribution.)
608		\$ 15000.	Person <input checked="" type="checkbox"/> Payroll <input type="checkbox"/> Noncash <input type="checkbox"/> (Complete Part II if there is a noncash contribution.)
609		\$ 10000.	Person <input checked="" type="checkbox"/> Payroll <input type="checkbox"/> Noncash <input type="checkbox"/> (Complete Part II if there is a noncash contribution.)
610		\$ 31000.	Person <input checked="" type="checkbox"/> Payroll <input type="checkbox"/> Noncash <input type="checkbox"/> (Complete Part II if there is a noncash contribution.)
611		\$ 14975.	Person <input checked="" type="checkbox"/> Payroll <input type="checkbox"/> Noncash <input type="checkbox"/> (Complete Part II if there is a noncash contribution.)
612		\$ 75000.	Person <input checked="" type="checkbox"/> Payroll <input type="checkbox"/> Noncash <input type="checkbox"/> (Complete Part II if there is a noncash contribution.)

Name of organization

Employer identification number

Chamber of Commerce of the USA

53-0045720

Part I Contributors (see instructions)

(a) No.	(b) Name, address, and ZIP + 4	(c) Aggregate contributions	(d) Type of contribution
613		\$ 20000.	Person <input checked="" type="checkbox"/> Payroll <input type="checkbox"/> Noncash <input type="checkbox"/> (Complete Part II if there is a noncash contribution.)
614		\$ 11000.	Person <input checked="" type="checkbox"/> Payroll <input type="checkbox"/> Noncash <input type="checkbox"/> (Complete Part II if there is a noncash contribution.)
615		\$ 20000.	Person <input checked="" type="checkbox"/> Payroll <input type="checkbox"/> Noncash <input type="checkbox"/> (Complete Part II if there is a noncash contribution.)
616		\$ 200000.	Person <input checked="" type="checkbox"/> Payroll <input type="checkbox"/> Noncash <input type="checkbox"/> (Complete Part II if there is a noncash contribution.)
617		\$ 15000.	Person <input checked="" type="checkbox"/> Payroll <input type="checkbox"/> Noncash <input type="checkbox"/> (Complete Part II if there is a noncash contribution.)
618		\$ 50000.	Person <input checked="" type="checkbox"/> Payroll <input type="checkbox"/> Noncash <input type="checkbox"/> (Complete Part II if there is a noncash contribution.)

Name of organization Chamber of Commerce of the USA	Employer identification number 53-0045720
---	---

Part I Contributors (see instructions)

(a) No.	(b) Name, address, and ZIP + 4	(c) Aggregate contributions	(d) Type of contribution
619	<hr/> <hr/> <hr/> <hr/>	\$ <u>30000.</u>	Person <input checked="" type="checkbox"/> Payroll <input type="checkbox"/> Noncash <input type="checkbox"/> (Complete Part II if there is a noncash contribution.)
620	<hr/> <hr/> <hr/> <hr/>	\$ <u>5500.</u>	Person <input checked="" type="checkbox"/> Payroll <input type="checkbox"/> Noncash <input type="checkbox"/> (Complete Part II if there is a noncash contribution.)
621	<hr/> <hr/> <hr/> <hr/>	\$ <u>15000.</u>	Person <input checked="" type="checkbox"/> Payroll <input type="checkbox"/> Noncash <input type="checkbox"/> (Complete Part II if there is a noncash contribution.)
622	<hr/> <hr/> <hr/> <hr/>	\$ <u>50000.</u>	Person <input checked="" type="checkbox"/> Payroll <input type="checkbox"/> Noncash <input type="checkbox"/> (Complete Part II if there is a noncash contribution.)
623	<hr/> <hr/> <hr/> <hr/>	\$ <u>15000.</u>	Person <input checked="" type="checkbox"/> Payroll <input type="checkbox"/> Noncash <input type="checkbox"/> (Complete Part II if there is a noncash contribution.)
624	<hr/> <hr/> <hr/> <hr/>	\$ <u>100000.</u>	Person <input checked="" type="checkbox"/> Payroll <input type="checkbox"/> Noncash <input type="checkbox"/> (Complete Part II if there is a noncash contribution.)

Name of organization

Employer identification number

Chamber of Commerce of the USA

53-0045720

Part I Contributors (see instructions)

(a) No.	(b) Name, address, and ZIP + 4	(c) Aggregate contributions	(d) Type of contribution
625		\$ 105000.	Person <input checked="" type="checkbox"/> Payroll <input type="checkbox"/> Noncash <input type="checkbox"/> (Complete Part II if there is a noncash contribution.)
626		\$ 25000.	Person <input checked="" type="checkbox"/> Payroll <input type="checkbox"/> Noncash <input type="checkbox"/> (Complete Part II if there is a noncash contribution.)
627		\$ 15000.	Person <input checked="" type="checkbox"/> Payroll <input type="checkbox"/> Noncash <input type="checkbox"/> (Complete Part II if there is a noncash contribution.)
628		\$ 1030000.	Person <input checked="" type="checkbox"/> Payroll <input type="checkbox"/> Noncash <input type="checkbox"/> (Complete Part II if there is a noncash contribution.)
629		\$ 7500.	Person <input checked="" type="checkbox"/> Payroll <input type="checkbox"/> Noncash <input type="checkbox"/> (Complete Part II if there is a noncash contribution.)
630		\$ 50000.	Person <input checked="" type="checkbox"/> Payroll <input type="checkbox"/> Noncash <input type="checkbox"/> (Complete Part II if there is a noncash contribution.)

Name of organization Chamber of Commerce of the USA	Employer identification number 53-0045720
---	---

Part I Contributors (see instructions)

(a) No.	(b) Name, address, and ZIP + 4	(c) Aggregate contributions	(d) Type of contribution
631		\$ <u>15000.</u>	Person <input checked="" type="checkbox"/> Payroll <input type="checkbox"/> Noncash <input type="checkbox"/> (Complete Part II if there is a noncash contribution.)
632		\$ <u>12000.</u>	Person <input checked="" type="checkbox"/> Payroll <input type="checkbox"/> Noncash <input type="checkbox"/> (Complete Part II if there is a noncash contribution.)
633		\$ <u>22500.</u>	Person <input checked="" type="checkbox"/> Payroll <input type="checkbox"/> Noncash <input type="checkbox"/> (Complete Part II if there is a noncash contribution.)
634		\$ <u>15000.</u>	Person <input checked="" type="checkbox"/> Payroll <input type="checkbox"/> Noncash <input type="checkbox"/> (Complete Part II if there is a noncash contribution.)
635		\$ <u>5000.</u>	Person <input checked="" type="checkbox"/> Payroll <input type="checkbox"/> Noncash <input type="checkbox"/> (Complete Part II if there is a noncash contribution.)
636		\$ <u>15000.</u>	Person <input checked="" type="checkbox"/> Payroll <input type="checkbox"/> Noncash <input type="checkbox"/> (Complete Part II if there is a noncash contribution.)

Name of organization Chamber of Commerce of the USA	Employer identification number 53-0045720
---	---

Part I Contributors (see instructions)

(a) No.	(b) Name, address, and ZIP + 4	(c) Aggregate contributions	(d) Type of contribution
637	 <hr/> <hr/> <hr/>	\$ 10000.	Person <input checked="" type="checkbox"/> Payroll <input type="checkbox"/> Noncash <input type="checkbox"/> (Complete Part II if there is a noncash contribution.)
638	 <hr/> <hr/> <hr/>	\$ 75000.	Person <input checked="" type="checkbox"/> Payroll <input type="checkbox"/> Noncash <input type="checkbox"/> (Complete Part II if there is a noncash contribution.)
639	 <hr/> <hr/> <hr/>	\$ 506000.	Person <input checked="" type="checkbox"/> Payroll <input type="checkbox"/> Noncash <input type="checkbox"/> (Complete Part II if there is a noncash contribution.)
640	 <hr/> <hr/> <hr/>	\$ 5000.	Person <input checked="" type="checkbox"/> Payroll <input type="checkbox"/> Noncash <input type="checkbox"/> (Complete Part II if there is a noncash contribution.)
641	 <hr/> <hr/> <hr/>	\$ 21000.	Person <input checked="" type="checkbox"/> Payroll <input type="checkbox"/> Noncash <input type="checkbox"/> (Complete Part II if there is a noncash contribution.)
642	 <hr/> <hr/> <hr/>	\$ 5000.	Person <input checked="" type="checkbox"/> Payroll <input type="checkbox"/> Noncash <input type="checkbox"/> (Complete Part II if there is a noncash contribution.)

Name of organization Chamber of Commerce of the USA	Employer identification number 53-0045720
---	---

Part I Contributors (see instructions)

(a) No.	(b) Name, address, and ZIP + 4	(c) Aggregate contributions	(d) Type of contribution
643		\$ 7500.	Person <input checked="" type="checkbox"/> Payroll <input type="checkbox"/> Noncash <input type="checkbox"/> (Complete Part II if there is a noncash contribution.)
644		\$ 50000.	Person <input checked="" type="checkbox"/> Payroll <input type="checkbox"/> Noncash <input type="checkbox"/> (Complete Part II if there is a noncash contribution.)
645		\$ 50000.	Person <input checked="" type="checkbox"/> Payroll <input type="checkbox"/> Noncash <input type="checkbox"/> (Complete Part II if there is a noncash contribution.)
646		\$ 25000.	Person <input checked="" type="checkbox"/> Payroll <input type="checkbox"/> Noncash <input type="checkbox"/> (Complete Part II if there is a noncash contribution.)
647		\$ 19960.	Person <input checked="" type="checkbox"/> Payroll <input type="checkbox"/> Noncash <input type="checkbox"/> (Complete Part II if there is a noncash contribution.)
648		\$ 7500.	Person <input checked="" type="checkbox"/> Payroll <input type="checkbox"/> Noncash <input type="checkbox"/> (Complete Part II if there is a noncash contribution.)

Name of organization

Employer identification number

Chamber of Commerce of the USA

53-0045720

Part I Contributors (see instructions)

(a) No.	(b) Name, address, and ZIP + 4	(c) Aggregate contributions	(d) Type of contribution
649		\$ 7480.	Person <input checked="" type="checkbox"/> Payroll <input type="checkbox"/> Noncash <input type="checkbox"/> (Complete Part II if there is a noncash contribution.)
650		\$ 57500.	Person <input checked="" type="checkbox"/> Payroll <input type="checkbox"/> Noncash <input type="checkbox"/> (Complete Part II if there is a noncash contribution.)
651		\$ 160000.	Person <input checked="" type="checkbox"/> Payroll <input type="checkbox"/> Noncash <input type="checkbox"/> (Complete Part II if there is a noncash contribution.)
652		\$ 40000.	Person <input checked="" type="checkbox"/> Payroll <input type="checkbox"/> Noncash <input type="checkbox"/> (Complete Part II if there is a noncash contribution.)
653		\$ 55000.	Person <input checked="" type="checkbox"/> Payroll <input type="checkbox"/> Noncash <input type="checkbox"/> (Complete Part II if there is a noncash contribution.)
654		\$ 19975.	Person <input checked="" type="checkbox"/> Payroll <input type="checkbox"/> Noncash <input type="checkbox"/> (Complete Part II if there is a noncash contribution.)

Name of organization

Employer identification number

Chamber of Commerce of the USA

53-0045720

Part I Contributors (see instructions)

(a) No.	(b) Name, address, and ZIP + 4	(c) Aggregate contributions	(d) Type of contribution
655		\$ 100000.	Person <input checked="" type="checkbox"/> Payroll <input type="checkbox"/> Noncash <input type="checkbox"/> (Complete Part II if there is a noncash contribution.)
656		\$ 9250.	Person <input checked="" type="checkbox"/> Payroll <input type="checkbox"/> Noncash <input type="checkbox"/> (Complete Part II if there is a noncash contribution.)
657		\$ 100000.	Person <input checked="" type="checkbox"/> Payroll <input type="checkbox"/> Noncash <input type="checkbox"/> (Complete Part II if there is a noncash contribution.)
658		\$ 5000.	Person <input checked="" type="checkbox"/> Payroll <input type="checkbox"/> Noncash <input type="checkbox"/> (Complete Part II if there is a noncash contribution.)
659		\$ 5000.	Person <input checked="" type="checkbox"/> Payroll <input type="checkbox"/> Noncash <input type="checkbox"/> (Complete Part II if there is a noncash contribution.)
660		\$ 5000.	Person <input checked="" type="checkbox"/> Payroll <input type="checkbox"/> Noncash <input type="checkbox"/> (Complete Part II if there is a noncash contribution.)

Name of organization

Employer identification number

Chamber of Commerce of the USA

53-0045720

Part I Contributors (see instructions)

(a) No.	(b) Name, address, and ZIP + 4	(c) Aggregate contributions	(d) Type of contribution
661		\$ 20000.	Person <input checked="" type="checkbox"/> Payroll <input type="checkbox"/> Noncash <input type="checkbox"/> (Complete Part II if there is a noncash contribution.)
662		\$ 12500.	Person <input checked="" type="checkbox"/> Payroll <input type="checkbox"/> Noncash <input type="checkbox"/> (Complete Part II if there is a noncash contribution.)
663		\$ 7980.	Person <input checked="" type="checkbox"/> Payroll <input type="checkbox"/> Noncash <input type="checkbox"/> (Complete Part II if there is a noncash contribution.)
664		\$ 263676.	Person <input checked="" type="checkbox"/> Payroll <input type="checkbox"/> Noncash <input type="checkbox"/> (Complete Part II if there is a noncash contribution.)
665		\$ 7500.	Person <input checked="" type="checkbox"/> Payroll <input type="checkbox"/> Noncash <input type="checkbox"/> (Complete Part II if there is a noncash contribution.)
666		\$ 50000.	Person <input checked="" type="checkbox"/> Payroll <input type="checkbox"/> Noncash <input type="checkbox"/> (Complete Part II if there is a noncash contribution.)

Name of organization

Employer identification number

Chamber of Commerce of the USA

53-0045720

Part I Contributors (see instructions)

(a) No.	(b) Name, address, and ZIP + 4	(c) Aggregate contributions	(d) Type of contribution
667		\$ 5000.	Person <input checked="" type="checkbox"/> Payroll <input type="checkbox"/> Noncash <input type="checkbox"/> (Complete Part II if there is a noncash contribution.)
668		\$ 28000.	Person <input checked="" type="checkbox"/> Payroll <input type="checkbox"/> Noncash <input type="checkbox"/> (Complete Part II if there is a noncash contribution.)
669		\$ 50000.	Person <input checked="" type="checkbox"/> Payroll <input type="checkbox"/> Noncash <input type="checkbox"/> (Complete Part II if there is a noncash contribution.)
670		\$ 40000.	Person <input checked="" type="checkbox"/> Payroll <input type="checkbox"/> Noncash <input type="checkbox"/> (Complete Part II if there is a noncash contribution.)
671		\$ 10000.	Person <input checked="" type="checkbox"/> Payroll <input type="checkbox"/> Noncash <input type="checkbox"/> (Complete Part II if there is a noncash contribution.)
672		\$ 75000.	Person <input checked="" type="checkbox"/> Payroll <input type="checkbox"/> Noncash <input type="checkbox"/> (Complete Part II if there is a noncash contribution.)

Name of organization

Chamber of Commerce of the USA

Employer identification number

53-0045720

Part I Contributors (see instructions)

(a) No.	(b) Name, address, and ZIP + 4	(c) Aggregate contributions	(d) Type of contribution
673		\$ 10000.	Person <input checked="" type="checkbox"/> Payroll <input type="checkbox"/> Noncash <input type="checkbox"/> (Complete Part II if there is a noncash contribution.)
674		\$ 75000.	Person <input checked="" type="checkbox"/> Payroll <input type="checkbox"/> Noncash <input type="checkbox"/> (Complete Part II if there is a noncash contribution.)
675		\$ 150000.	Person <input checked="" type="checkbox"/> Payroll <input type="checkbox"/> Noncash <input type="checkbox"/> (Complete Part II if there is a noncash contribution.)
676		\$ 10000.	Person <input checked="" type="checkbox"/> Payroll <input type="checkbox"/> Noncash <input type="checkbox"/> (Complete Part II if there is a noncash contribution.)
677		\$ 12500.	Person <input checked="" type="checkbox"/> Payroll <input type="checkbox"/> Noncash <input type="checkbox"/> (Complete Part II if there is a noncash contribution.)
678		\$ 50000.	Person <input checked="" type="checkbox"/> Payroll <input type="checkbox"/> Noncash <input type="checkbox"/> (Complete Part II if there is a noncash contribution.)

Name of organization Chamber of Commerce of the USA	Employer identification number 53-0045720
---	---

Part I Contributors (see instructions)

(a) No.	(b) Name, address, and ZIP + 4	(c) Aggregate contributions	(d) Type of contribution
679		\$ 7500.	Person <input checked="" type="checkbox"/> Payroll <input type="checkbox"/> Noncash <input type="checkbox"/> (Complete Part II if there is a noncash contribution.)
680		\$ 10000.	Person <input checked="" type="checkbox"/> Payroll <input type="checkbox"/> Noncash <input type="checkbox"/> (Complete Part II if there is a noncash contribution.)
681		\$ 7500.	Person <input checked="" type="checkbox"/> Payroll <input type="checkbox"/> Noncash <input type="checkbox"/> (Complete Part II if there is a noncash contribution.)
682		\$ 200000.	Person <input checked="" type="checkbox"/> Payroll <input type="checkbox"/> Noncash <input type="checkbox"/> (Complete Part II if there is a noncash contribution.)
683		\$ 25000.	Person <input checked="" type="checkbox"/> Payroll <input type="checkbox"/> Noncash <input type="checkbox"/> (Complete Part II if there is a noncash contribution.)
684		\$ 5000.	Person <input checked="" type="checkbox"/> Payroll <input type="checkbox"/> Noncash <input type="checkbox"/> (Complete Part II if there is a noncash contribution.)

Name of organization

Employer identification number

Chamber of Commerce of the USA

53-0045720

Part I Contributors (see instructions)

(a) No.	(b) Name, address, and ZIP + 4	(c) Aggregate contributions	(d) Type of contribution
685		\$ 25000.	Person <input checked="" type="checkbox"/> Payroll <input type="checkbox"/> Noncash <input type="checkbox"/> (Complete Part II if there is a noncash contribution.)
686		\$ 10000.	Person <input checked="" type="checkbox"/> Payroll <input type="checkbox"/> Noncash <input type="checkbox"/> (Complete Part II if there is a noncash contribution.)
687		\$ 3000.	Person <input checked="" type="checkbox"/> Payroll <input type="checkbox"/> Noncash <input type="checkbox"/> (Complete Part II if there is a noncash contribution.)
688		\$ 5000.	Person <input checked="" type="checkbox"/> Payroll <input type="checkbox"/> Noncash <input type="checkbox"/> (Complete Part II if there is a noncash contribution.)
689		\$ 5000.	Person <input checked="" type="checkbox"/> Payroll <input type="checkbox"/> Noncash <input type="checkbox"/> (Complete Part II if there is a noncash contribution.)
690		\$ 15000.	Person <input checked="" type="checkbox"/> Payroll <input type="checkbox"/> Noncash <input type="checkbox"/> (Complete Part II if there is a noncash contribution.)

Name of organization Chamber of Commerce of the USA	Employer identification number 53-0045720
---	---

Part I Contributors (see instructions)

(a) No.	(b) Name, address, and ZIP + 4	(c) Aggregate contributions	(d) Type of contribution
691		\$ <u>7500.</u>	Person <input checked="" type="checkbox"/> Payroll <input type="checkbox"/> Noncash <input type="checkbox"/> (Complete Part II if there is a noncash contribution.)
692		\$ <u>5000.</u>	Person <input checked="" type="checkbox"/> Payroll <input type="checkbox"/> Noncash <input type="checkbox"/> (Complete Part II if there is a noncash contribution.)
693		\$ <u>10000.</u>	Person <input checked="" type="checkbox"/> Payroll <input type="checkbox"/> Noncash <input type="checkbox"/> (Complete Part II if there is a noncash contribution.)
694		\$ <u>10000.</u>	Person <input checked="" type="checkbox"/> Payroll <input type="checkbox"/> Noncash <input type="checkbox"/> (Complete Part II if there is a noncash contribution.)
695		\$ <u>5000.</u>	Person <input checked="" type="checkbox"/> Payroll <input type="checkbox"/> Noncash <input type="checkbox"/> (Complete Part II if there is a noncash contribution.)
696		\$ <u>100000.</u>	Person <input checked="" type="checkbox"/> Payroll <input type="checkbox"/> Noncash <input type="checkbox"/> (Complete Part II if there is a noncash contribution.)

Name of organization

Employer identification number

Chamber of Commerce of the USA

53-0045720

Part I Contributors (see instructions)

(a) No.	(b) Name, address, and ZIP + 4	(c) Aggregate contributions	(d) Type of contribution
697		\$ 100000.	Person <input checked="" type="checkbox"/> Payroll <input type="checkbox"/> Noncash <input type="checkbox"/> (Complete Part II if there is a noncash contribution.)
698		\$ 100000.	Person <input checked="" type="checkbox"/> Payroll <input type="checkbox"/> Noncash <input type="checkbox"/> (Complete Part II if there is a noncash contribution.)
699		\$ 15000.	Person <input checked="" type="checkbox"/> Payroll <input type="checkbox"/> Noncash <input type="checkbox"/> (Complete Part II if there is a noncash contribution.)
700		\$ 100000.	Person <input checked="" type="checkbox"/> Payroll <input type="checkbox"/> Noncash <input type="checkbox"/> (Complete Part II if there is a noncash contribution.)
701		\$ 50000.	Person <input checked="" type="checkbox"/> Payroll <input type="checkbox"/> Noncash <input type="checkbox"/> (Complete Part II if there is a noncash contribution.)
702		\$ 15000.	Person <input checked="" type="checkbox"/> Payroll <input type="checkbox"/> Noncash <input type="checkbox"/> (Complete Part II if there is a noncash contribution.)

Name of organization

Employer identification number

Chamber of Commerce of the USA

53-0045720

Part I Contributors (see instructions)

(a) No.	(b) Name, address, and ZIP + 4	(c) Aggregate contributions	(d) Type of contribution
703		\$ 5000.	Person <input checked="" type="checkbox"/> Payroll <input type="checkbox"/> Noncash <input type="checkbox"/> (Complete Part II if there is a noncash contribution.)
704		\$ 25000.	Person <input checked="" type="checkbox"/> Payroll <input type="checkbox"/> Noncash <input type="checkbox"/> (Complete Part II if there is a noncash contribution.)
705		\$ 15000.	Person <input checked="" type="checkbox"/> Payroll <input type="checkbox"/> Noncash <input type="checkbox"/> (Complete Part II if there is a noncash contribution.)
706		\$ 5000.	Person <input checked="" type="checkbox"/> Payroll <input type="checkbox"/> Noncash <input type="checkbox"/> (Complete Part II if there is a noncash contribution.)
707		\$ 7500.	Person <input checked="" type="checkbox"/> Payroll <input type="checkbox"/> Noncash <input type="checkbox"/> (Complete Part II if there is a noncash contribution.)
708		\$ 13735.	Person <input checked="" type="checkbox"/> Payroll <input type="checkbox"/> Noncash <input type="checkbox"/> (Complete Part II if there is a noncash contribution.)

Name of organization

Employer identification number

Chamber of Commerce of the USA

53-0045720

Part I Contributors (see instructions)

(a) No.	(b) Name, address, and ZIP + 4	(c) Aggregate contributions	(d) Type of contribution
709		\$ 536000.	Person <input checked="" type="checkbox"/> Payroll <input type="checkbox"/> Noncash <input type="checkbox"/> (Complete Part II if there is a noncash contribution.)
710		\$ 99985.	Person <input checked="" type="checkbox"/> Payroll <input type="checkbox"/> Noncash <input type="checkbox"/> (Complete Part II if there is a noncash contribution.)
711		\$ 70000.	Person <input checked="" type="checkbox"/> Payroll <input type="checkbox"/> Noncash <input type="checkbox"/> (Complete Part II if there is a noncash contribution.)
712		\$ 15000.	Person <input checked="" type="checkbox"/> Payroll <input type="checkbox"/> Noncash <input type="checkbox"/> (Complete Part II if there is a noncash contribution.)
713		\$ 15000.	Person <input checked="" type="checkbox"/> Payroll <input type="checkbox"/> Noncash <input type="checkbox"/> (Complete Part II if there is a noncash contribution.)
714		\$ 5000.	Person <input checked="" type="checkbox"/> Payroll <input type="checkbox"/> Noncash <input type="checkbox"/> (Complete Part II if there is a noncash contribution.)

Name of organization

Employer identification number

Chamber of Commerce of the USA

53-0045720

Part I Contributors (see instructions)

(a) No.	(b) Name, address, and ZIP + 4	(c) Aggregate contributions	(d) Type of contribution
715		\$ 100000.	Person <input checked="" type="checkbox"/> Payroll <input type="checkbox"/> Noncash <input type="checkbox"/> (Complete Part II if there is a noncash contribution.)
716		\$ 779500.	Person <input checked="" type="checkbox"/> Payroll <input type="checkbox"/> Noncash <input type="checkbox"/> (Complete Part II if there is a noncash contribution.)
717		\$ 5000.	Person <input checked="" type="checkbox"/> Payroll <input type="checkbox"/> Noncash <input type="checkbox"/> (Complete Part II if there is a noncash contribution.)
718		\$ 15000.	Person <input checked="" type="checkbox"/> Payroll <input type="checkbox"/> Noncash <input type="checkbox"/> (Complete Part II if there is a noncash contribution.)
719		\$ 5000.	Person <input checked="" type="checkbox"/> Payroll <input type="checkbox"/> Noncash <input type="checkbox"/> (Complete Part II if there is a noncash contribution.)
720		\$ 122500.	Person <input checked="" type="checkbox"/> Payroll <input type="checkbox"/> Noncash <input type="checkbox"/> (Complete Part II if there is a noncash contribution.)

Name of organization Chamber of Commerce of the USA	Employer identification number 53-0045720
---	---

Part I Contributors (see instructions)

(a) No.	(b) Name, address, and ZIP + 4	(c) Aggregate contributions	(d) Type of contribution
721	 <hr/> <hr/> <hr/>	\$ 8500.	Person <input checked="" type="checkbox"/> Payroll <input type="checkbox"/> Noncash <input type="checkbox"/> (Complete Part II if there is a noncash contribution.)
722	 <hr/> <hr/> <hr/>	\$ 5500.	Person <input checked="" type="checkbox"/> Payroll <input type="checkbox"/> Noncash <input type="checkbox"/> (Complete Part II if there is a noncash contribution.)
723	 <hr/> <hr/> <hr/>	\$ 7500.	Person <input checked="" type="checkbox"/> Payroll <input type="checkbox"/> Noncash <input type="checkbox"/> (Complete Part II if there is a noncash contribution.)
724	 <hr/> <hr/> <hr/>	\$ 50000.	Person <input checked="" type="checkbox"/> Payroll <input type="checkbox"/> Noncash <input type="checkbox"/> (Complete Part II if there is a noncash contribution.)
725	 <hr/> <hr/> <hr/>	\$ 5000.	Person <input checked="" type="checkbox"/> Payroll <input type="checkbox"/> Noncash <input type="checkbox"/> (Complete Part II if there is a noncash contribution.)
726	 <hr/> <hr/> <hr/>	\$ 10000.	Person <input checked="" type="checkbox"/> Payroll <input type="checkbox"/> Noncash <input type="checkbox"/> (Complete Part II if there is a noncash contribution.)

Name of organization Chamber of Commerce of the USA	Employer identification number 53-0045720
---	---

Part I Contributors (see instructions)

(a) No.	(b) Name, address, and ZIP + 4	(c) Aggregate contributions	(d) Type of contribution
727	<hr/> <hr/> <hr/> <hr/>	\$ 12000.	Person <input checked="" type="checkbox"/> Payroll <input type="checkbox"/> Noncash <input type="checkbox"/> (Complete Part II if there is a noncash contribution.)
728	<hr/> <hr/> <hr/> <hr/>	\$ 30000.	Person <input checked="" type="checkbox"/> Payroll <input type="checkbox"/> Noncash <input type="checkbox"/> (Complete Part II if there is a noncash contribution.)
729	<hr/> <hr/> <hr/> <hr/>	\$ 5000.	Person <input checked="" type="checkbox"/> Payroll <input type="checkbox"/> Noncash <input type="checkbox"/> (Complete Part II if there is a noncash contribution.)
730	<hr/> <hr/> <hr/> <hr/>	\$ 5000.	Person <input checked="" type="checkbox"/> Payroll <input type="checkbox"/> Noncash <input type="checkbox"/> (Complete Part II if there is a noncash contribution.)
731	<hr/> <hr/> <hr/> <hr/>	\$ 25000.	Person <input checked="" type="checkbox"/> Payroll <input type="checkbox"/> Noncash <input type="checkbox"/> (Complete Part II if there is a noncash contribution.)
732	<hr/> <hr/> <hr/> <hr/>	\$ 50000.	Person <input checked="" type="checkbox"/> Payroll <input type="checkbox"/> Noncash <input type="checkbox"/> (Complete Part II if there is a noncash contribution.)

Name of organization Chamber of Commerce of the USA	Employer identification number 53-0045720
---	---

Part I Contributors (see instructions)

(a) No.	(b) Name, address, and ZIP + 4	(c) Aggregate contributions	(d) Type of contribution
733		\$ 12000.	Person <input checked="" type="checkbox"/> Payroll <input type="checkbox"/> Noncash <input type="checkbox"/> (Complete Part II if there is a noncash contribution.)
734		\$ 5000.	Person <input checked="" type="checkbox"/> Payroll <input type="checkbox"/> Noncash <input type="checkbox"/> (Complete Part II if there is a noncash contribution.)
735		\$ 30000.	Person <input checked="" type="checkbox"/> Payroll <input type="checkbox"/> Noncash <input type="checkbox"/> (Complete Part II if there is a noncash contribution.)
736		\$ 10000.	Person <input checked="" type="checkbox"/> Payroll <input type="checkbox"/> Noncash <input type="checkbox"/> (Complete Part II if there is a noncash contribution.)
737		\$ 71000.	Person <input checked="" type="checkbox"/> Payroll <input type="checkbox"/> Noncash <input type="checkbox"/> (Complete Part II if there is a noncash contribution.)
738		\$ 250000.	Person <input checked="" type="checkbox"/> Payroll <input type="checkbox"/> Noncash <input type="checkbox"/> (Complete Part II if there is a noncash contribution.)

Name of organization Chamber of Commerce of the USA	Employer identification number 53-0045720
---	---

Part I Contributors (see instructions)

(a) No.	(b) Name, address, and ZIP + 4	(c) Aggregate contributions	(d) Type of contribution
739		\$ 15000.	Person <input checked="" type="checkbox"/> Payroll <input type="checkbox"/> Noncash <input type="checkbox"/> (Complete Part II if there is a noncash contribution.)
740		\$ 5500.	Person <input checked="" type="checkbox"/> Payroll <input type="checkbox"/> Noncash <input type="checkbox"/> (Complete Part II if there is a noncash contribution.)
741		\$ 10000.	Person <input checked="" type="checkbox"/> Payroll <input type="checkbox"/> Noncash <input type="checkbox"/> (Complete Part II if there is a noncash contribution.)
742		\$ 10000.	Person <input checked="" type="checkbox"/> Payroll <input type="checkbox"/> Noncash <input type="checkbox"/> (Complete Part II if there is a noncash contribution.)
743		\$ 10000.	Person <input checked="" type="checkbox"/> Payroll <input type="checkbox"/> Noncash <input type="checkbox"/> (Complete Part II if there is a noncash contribution.)
744		\$ 20000.	Person <input checked="" type="checkbox"/> Payroll <input type="checkbox"/> Noncash <input type="checkbox"/> (Complete Part II if there is a noncash contribution.)

Name of organization Chamber of Commerce of the USA	Employer identification number 53-0045720
---	---

Part I Contributors (see instructions)

(a) No.	(b) Name, address, and ZIP + 4	(c) Aggregate contributions	(d) Type of contribution
745		\$ 5000.	Person <input checked="" type="checkbox"/> Payroll <input type="checkbox"/> Noncash <input type="checkbox"/> (Complete Part II if there is a noncash contribution.)
746		\$ 100000.	Person <input checked="" type="checkbox"/> Payroll <input type="checkbox"/> Noncash <input type="checkbox"/> (Complete Part II if there is a noncash contribution.)
747		\$ 50000.	Person <input checked="" type="checkbox"/> Payroll <input type="checkbox"/> Noncash <input type="checkbox"/> (Complete Part II if there is a noncash contribution.)
748		\$ 25000.	Person <input checked="" type="checkbox"/> Payroll <input type="checkbox"/> Noncash <input type="checkbox"/> (Complete Part II if there is a noncash contribution.)
749		\$ 5000.	Person <input checked="" type="checkbox"/> Payroll <input type="checkbox"/> Noncash <input type="checkbox"/> (Complete Part II if there is a noncash contribution.)
750		\$ 13500.	Person <input checked="" type="checkbox"/> Payroll <input type="checkbox"/> Noncash <input type="checkbox"/> (Complete Part II if there is a noncash contribution.)

Name of organization

Employer identification number

Chamber of Commerce of the USA

53-0045720

Part I Contributors (see instructions)

(a) No.	(b) Name, address, and ZIP + 4	(c) Aggregate contributions	(d) Type of contribution
751		\$ 351000.	Person <input checked="" type="checkbox"/> Payroll <input type="checkbox"/> Noncash <input type="checkbox"/> (Complete Part II if there is a noncash contribution.)
752		\$ 15000.	Person <input checked="" type="checkbox"/> Payroll <input type="checkbox"/> Noncash <input type="checkbox"/> (Complete Part II if there is a noncash contribution.)
753		\$ 14941.	Person <input checked="" type="checkbox"/> Payroll <input type="checkbox"/> Noncash <input type="checkbox"/> (Complete Part II if there is a noncash contribution.)
754		\$ 5000.	Person <input checked="" type="checkbox"/> Payroll <input type="checkbox"/> Noncash <input type="checkbox"/> (Complete Part II if there is a noncash contribution.)
755		\$ 10000.	Person <input checked="" type="checkbox"/> Payroll <input type="checkbox"/> Noncash <input type="checkbox"/> (Complete Part II if there is a noncash contribution.)
756		\$ 150000.	Person <input checked="" type="checkbox"/> Payroll <input type="checkbox"/> Noncash <input type="checkbox"/> (Complete Part II if there is a noncash contribution.)

Name of organization

Employer identification number

Chamber of Commerce of the USA

53-0045720

Part I Contributors (see instructions)

(a) No.	(b) Name, address, and ZIP + 4	(c) Aggregate contributions	(d) Type of contribution
757		\$ 39965.	Person <input checked="" type="checkbox"/> Payroll <input type="checkbox"/> Noncash <input type="checkbox"/> (Complete Part II if there is a noncash contribution.)
758		\$ 10000.	Person <input checked="" type="checkbox"/> Payroll <input type="checkbox"/> Noncash <input type="checkbox"/> (Complete Part II if there is a noncash contribution.)
759		\$ 5000.	Person <input checked="" type="checkbox"/> Payroll <input type="checkbox"/> Noncash <input type="checkbox"/> (Complete Part II if there is a noncash contribution.)
760		\$ 7475.	Person <input checked="" type="checkbox"/> Payroll <input type="checkbox"/> Noncash <input type="checkbox"/> (Complete Part II if there is a noncash contribution.)
761		\$ 10000.	Person <input checked="" type="checkbox"/> Payroll <input type="checkbox"/> Noncash <input type="checkbox"/> (Complete Part II if there is a noncash contribution.)
762		\$ 12500.	Person <input checked="" type="checkbox"/> Payroll <input type="checkbox"/> Noncash <input type="checkbox"/> (Complete Part II if there is a noncash contribution.)

Name of organization

Employer identification number

Chamber of Commerce of the USA

53-0045720

Part I Contributors (see instructions)

(a) No.	(b) Name, address, and ZIP + 4	(c) Aggregate contributions	(d) Type of contribution
763		\$ 10000.	Person <input checked="" type="checkbox"/> Payroll <input type="checkbox"/> Noncash <input type="checkbox"/> (Complete Part II if there is a noncash contribution.)
764		\$ 7500.	Person <input checked="" type="checkbox"/> Payroll <input type="checkbox"/> Noncash <input type="checkbox"/> (Complete Part II if there is a noncash contribution.)
765		\$ 25000.	Person <input checked="" type="checkbox"/> Payroll <input type="checkbox"/> Noncash <input type="checkbox"/> (Complete Part II if there is a noncash contribution.)
766		\$ 100000.	Person <input checked="" type="checkbox"/> Payroll <input type="checkbox"/> Noncash <input type="checkbox"/> (Complete Part II if there is a noncash contribution.)
767		\$ 7000.	Person <input checked="" type="checkbox"/> Payroll <input type="checkbox"/> Noncash <input type="checkbox"/> (Complete Part II if there is a noncash contribution.)
768		\$ 5000.	Person <input checked="" type="checkbox"/> Payroll <input type="checkbox"/> Noncash <input type="checkbox"/> (Complete Part II if there is a noncash contribution.)

Name of organization

Employer identification number

Chamber of Commerce of the USA

53-0045720

Part I Contributors (see instructions)

(a) No.	(b) Name, address, and ZIP + 4	(c) Aggregate contributions	(d) Type of contribution
769		\$ 100000.	Person <input checked="" type="checkbox"/> Payroll <input type="checkbox"/> Noncash <input type="checkbox"/> (Complete Part II if there is a noncash contribution.)
770		\$ 25000.	Person <input checked="" type="checkbox"/> Payroll <input type="checkbox"/> Noncash <input type="checkbox"/> (Complete Part II if there is a noncash contribution.)
771		\$ 5000.	Person <input checked="" type="checkbox"/> Payroll <input type="checkbox"/> Noncash <input type="checkbox"/> (Complete Part II if there is a noncash contribution.)
772		\$ 10000.	Person <input checked="" type="checkbox"/> Payroll <input type="checkbox"/> Noncash <input type="checkbox"/> (Complete Part II if there is a noncash contribution.)
773		\$ 11000.	Person <input checked="" type="checkbox"/> Payroll <input type="checkbox"/> Noncash <input type="checkbox"/> (Complete Part II if there is a noncash contribution.)
774		\$ 50000.	Person <input checked="" type="checkbox"/> Payroll <input type="checkbox"/> Noncash <input type="checkbox"/> (Complete Part II if there is a noncash contribution.)

Name of organization

Employer identification number

Chamber of Commerce of the USA

53-0045720

Part I Contributors (see instructions)

(a) No.	(b) Name, address, and ZIP + 4	(c) Aggregate contributions	(d) Type of contribution
775		\$ 100000.	Person <input checked="" type="checkbox"/> Payroll <input type="checkbox"/> Noncash <input type="checkbox"/> (Complete Part II if there is a noncash contribution.)
776		\$ 315000.	Person <input checked="" type="checkbox"/> Payroll <input type="checkbox"/> Noncash <input type="checkbox"/> (Complete Part II if there is a noncash contribution.)
777		\$ 10750.	Person <input checked="" type="checkbox"/> Payroll <input type="checkbox"/> Noncash <input type="checkbox"/> (Complete Part II if there is a noncash contribution.)
778		\$ 9000.	Person <input checked="" type="checkbox"/> Payroll <input type="checkbox"/> Noncash <input type="checkbox"/> (Complete Part II if there is a noncash contribution.)
779		\$ 2000.	Person <input checked="" type="checkbox"/> Payroll <input type="checkbox"/> Noncash <input type="checkbox"/> (Complete Part II if there is a noncash contribution.)
780		\$ 50000.	Person <input checked="" type="checkbox"/> Payroll <input type="checkbox"/> Noncash <input type="checkbox"/> (Complete Part II if there is a noncash contribution.)

Name of organization

Employer identification number

Chamber of Commerce of the USA

53-0045720

Part I Contributors (see instructions)

(a) No.	(b) Name, address, and ZIP + 4	(c) Aggregate contributions	(d) Type of contribution
781		\$ 8400.	Person <input checked="" type="checkbox"/> Payroll <input type="checkbox"/> Noncash <input type="checkbox"/> (Complete Part II if there is a noncash contribution.)
782		\$ 125000.	Person <input checked="" type="checkbox"/> Payroll <input type="checkbox"/> Noncash <input type="checkbox"/> (Complete Part II if there is a noncash contribution.)
783		\$ 7500.	Person <input checked="" type="checkbox"/> Payroll <input type="checkbox"/> Noncash <input type="checkbox"/> (Complete Part II if there is a noncash contribution.)
784		\$ 300000.	Person <input checked="" type="checkbox"/> Payroll <input type="checkbox"/> Noncash <input type="checkbox"/> (Complete Part II if there is a noncash contribution.)
785		\$ 46000.	Person <input checked="" type="checkbox"/> Payroll <input type="checkbox"/> Noncash <input type="checkbox"/> (Complete Part II if there is a noncash contribution.)
786		\$ 50000.	Person <input checked="" type="checkbox"/> Payroll <input type="checkbox"/> Noncash <input type="checkbox"/> (Complete Part II if there is a noncash contribution.)

Name of organization Chamber of Commerce of the USA	Employer identification number 53-0045720
---	---

Part I Contributors (see instructions)

(a) No.	(b) Name, address, and ZIP + 4	(c) Aggregate contributions	(d) Type of contribution
787	<hr/> <hr/> <hr/> <hr/>	\$ 30000.	Person <input checked="" type="checkbox"/> Payroll <input type="checkbox"/> Noncash <input type="checkbox"/> (Complete Part II if there is a noncash contribution.)
788	<hr/> <hr/> <hr/> <hr/>	\$ 50000.	Person <input checked="" type="checkbox"/> Payroll <input type="checkbox"/> Noncash <input type="checkbox"/> (Complete Part II if there is a noncash contribution.)
789	<hr/> <hr/> <hr/> <hr/>	\$ 5800.	Person <input checked="" type="checkbox"/> Payroll <input type="checkbox"/> Noncash <input type="checkbox"/> (Complete Part II if there is a noncash contribution.)
790	<hr/> <hr/> <hr/> <hr/>	\$ 10795.	Person <input checked="" type="checkbox"/> Payroll <input type="checkbox"/> Noncash <input type="checkbox"/> (Complete Part II if there is a noncash contribution.)
791	<hr/> <hr/> <hr/> <hr/>	\$ 180000.	Person <input checked="" type="checkbox"/> Payroll <input type="checkbox"/> Noncash <input type="checkbox"/> (Complete Part II if there is a noncash contribution.)
792	<hr/> <hr/> <hr/> <hr/>	\$ 20000.	Person <input checked="" type="checkbox"/> Payroll <input type="checkbox"/> Noncash <input type="checkbox"/> (Complete Part II if there is a noncash contribution.)

Name of organization

Employer identification number

Chamber of Commerce of the USA

53-0045720

Part I Contributors (see instructions)

(a) No.	(b) Name, address, and ZIP + 4	(c) Aggregate contributions	(d) Type of contribution
793		\$ 16000.	Person <input checked="" type="checkbox"/> Payroll <input type="checkbox"/> Noncash <input type="checkbox"/> (Complete Part II if there is a noncash contribution.)
794		\$ 30000.	Person <input checked="" type="checkbox"/> Payroll <input type="checkbox"/> Noncash <input type="checkbox"/> (Complete Part II if there is a noncash contribution.)
795		\$ 15000.	Person <input checked="" type="checkbox"/> Payroll <input type="checkbox"/> Noncash <input type="checkbox"/> (Complete Part II if there is a noncash contribution.)
796		\$ 8000.	Person <input checked="" type="checkbox"/> Payroll <input type="checkbox"/> Noncash <input type="checkbox"/> (Complete Part II if there is a noncash contribution.)
797		\$ 12000.	Person <input checked="" type="checkbox"/> Payroll <input type="checkbox"/> Noncash <input type="checkbox"/> (Complete Part II if there is a noncash contribution.)
798		\$ 15000.	Person <input checked="" type="checkbox"/> Payroll <input type="checkbox"/> Noncash <input type="checkbox"/> (Complete Part II if there is a noncash contribution.)

Name of organization

Employer identification number

Chamber of Commerce of the USA

53-0045720

Part I Contributors (see instructions)

(a) No.	(b) Name, address, and ZIP + 4	(c) Aggregate contributions	(d) Type of contribution
799		\$ 10000.	Person <input checked="" type="checkbox"/> Payroll <input type="checkbox"/> Noncash <input type="checkbox"/> (Complete Part II if there is a noncash contribution.)
800		\$ 7500.	Person <input checked="" type="checkbox"/> Payroll <input type="checkbox"/> Noncash <input type="checkbox"/> (Complete Part II if there is a noncash contribution.)
801		\$ 80000.	Person <input checked="" type="checkbox"/> Payroll <input type="checkbox"/> Noncash <input type="checkbox"/> (Complete Part II if there is a noncash contribution.)
802		\$ 50000.	Person <input checked="" type="checkbox"/> Payroll <input type="checkbox"/> Noncash <input type="checkbox"/> (Complete Part II if there is a noncash contribution.)
803		\$ 216000.	Person <input checked="" type="checkbox"/> Payroll <input type="checkbox"/> Noncash <input type="checkbox"/> (Complete Part II if there is a noncash contribution.)
804		\$ 10000.	Person <input checked="" type="checkbox"/> Payroll <input type="checkbox"/> Noncash <input type="checkbox"/> (Complete Part II if there is a noncash contribution.)

Name of organization

Employer identification number

Chamber of Commerce of the USA

53-0045720

Part I Contributors (see instructions)

(a) No.	(b) Name, address, and ZIP + 4	(c) Aggregate contributions	(d) Type of contribution
805		\$ 10000.	Person <input checked="" type="checkbox"/> Payroll <input type="checkbox"/> Noncash <input type="checkbox"/> (Complete Part II if there is a noncash contribution.)
806		\$ 12500.	Person <input checked="" type="checkbox"/> Payroll <input type="checkbox"/> Noncash <input type="checkbox"/> (Complete Part II if there is a noncash contribution.)
807		\$ 5000.	Person <input checked="" type="checkbox"/> Payroll <input type="checkbox"/> Noncash <input type="checkbox"/> (Complete Part II if there is a noncash contribution.)
808		\$ 20000.	Person <input checked="" type="checkbox"/> Payroll <input type="checkbox"/> Noncash <input type="checkbox"/> (Complete Part II if there is a noncash contribution.)
809		\$ 347000.	Person <input checked="" type="checkbox"/> Payroll <input type="checkbox"/> Noncash <input type="checkbox"/> (Complete Part II if there is a noncash contribution.)
810		\$ 9000.	Person <input checked="" type="checkbox"/> Payroll <input type="checkbox"/> Noncash <input type="checkbox"/> (Complete Part II if there is a noncash contribution.)

Name of organization

Employer identification number

Chamber of Commerce of the USA

53-0045720

Part I Contributors (see instructions)

(a) No.	(b) Name, address, and ZIP + 4	(c) Aggregate contributions	(d) Type of contribution
811		\$ 10000.	Person <input checked="" type="checkbox"/> Payroll <input type="checkbox"/> Noncash <input type="checkbox"/> (Complete Part II if there is a noncash contribution.)
812		\$ 7000.	Person <input checked="" type="checkbox"/> Payroll <input type="checkbox"/> Noncash <input type="checkbox"/> (Complete Part II if there is a noncash contribution.)
813		\$ 250000.	Person <input checked="" type="checkbox"/> Payroll <input type="checkbox"/> Noncash <input type="checkbox"/> (Complete Part II if there is a noncash contribution.)
814		\$ 5000.	Person <input checked="" type="checkbox"/> Payroll <input type="checkbox"/> Noncash <input type="checkbox"/> (Complete Part II if there is a noncash contribution.)
815		\$ 5000.	Person <input checked="" type="checkbox"/> Payroll <input type="checkbox"/> Noncash <input type="checkbox"/> (Complete Part II if there is a noncash contribution.)
816		\$ 15000.	Person <input checked="" type="checkbox"/> Payroll <input type="checkbox"/> Noncash <input type="checkbox"/> (Complete Part II if there is a noncash contribution.)

Name of organization

Employer identification number

Chamber of Commerce of the USA

53-0045720

Part I Contributors (see instructions)

(a) No.	(b) Name, address, and ZIP + 4	(c) Aggregate contributions	(d) Type of contribution
817		\$ 5000.	Person <input checked="" type="checkbox"/> Payroll <input type="checkbox"/> Noncash <input type="checkbox"/> (Complete Part II if there is a noncash contribution.)
818		\$ 6000.	Person <input checked="" type="checkbox"/> Payroll <input type="checkbox"/> Noncash <input type="checkbox"/> (Complete Part II if there is a noncash contribution.)
819		\$ 10000.	Person <input checked="" type="checkbox"/> Payroll <input type="checkbox"/> Noncash <input type="checkbox"/> (Complete Part II if there is a noncash contribution.)
820		\$ 5000.	Person <input checked="" type="checkbox"/> Payroll <input type="checkbox"/> Noncash <input type="checkbox"/> (Complete Part II if there is a noncash contribution.)
821		\$ 12500.	Person <input checked="" type="checkbox"/> Payroll <input type="checkbox"/> Noncash <input type="checkbox"/> (Complete Part II if there is a noncash contribution.)
822		\$ 5000.	Person <input checked="" type="checkbox"/> Payroll <input type="checkbox"/> Noncash <input type="checkbox"/> (Complete Part II if there is a noncash contribution.)

Name of organization

Employer identification number

Chamber of Commerce of the USA

53-0045720

Part I Contributors (see instructions)

(a) No.	(b) Name, address, and ZIP + 4	(c) Aggregate contributions	(d) Type of contribution
823		\$ 50000.	Person <input checked="" type="checkbox"/> Payroll <input type="checkbox"/> Noncash <input type="checkbox"/> (Complete Part II if there is a noncash contribution.)
824		\$ 10000.	Person <input checked="" type="checkbox"/> Payroll <input type="checkbox"/> Noncash <input type="checkbox"/> (Complete Part II if there is a noncash contribution.)
825		\$ 7475.	Person <input checked="" type="checkbox"/> Payroll <input type="checkbox"/> Noncash <input type="checkbox"/> (Complete Part II if there is a noncash contribution.)
826		\$ 75000.	Person <input checked="" type="checkbox"/> Payroll <input type="checkbox"/> Noncash <input type="checkbox"/> (Complete Part II if there is a noncash contribution.)
827		\$ 5000.	Person <input checked="" type="checkbox"/> Payroll <input type="checkbox"/> Noncash <input type="checkbox"/> (Complete Part II if there is a noncash contribution.)
828		\$ 10000.	Person <input checked="" type="checkbox"/> Payroll <input type="checkbox"/> Noncash <input type="checkbox"/> (Complete Part II if there is a noncash contribution.)

Name of organization

Employer identification number

Chamber of Commerce of the USA

53-0045720

Part I Contributors (see instructions)

(a) No.	(b) Name, address, and ZIP + 4	(c) Aggregate contributions	(d) Type of contribution
829		\$ 10000.	Person <input checked="" type="checkbox"/> Payroll <input type="checkbox"/> Noncash <input type="checkbox"/> (Complete Part II if there is a noncash contribution.)
830		\$ 10000.	Person <input checked="" type="checkbox"/> Payroll <input type="checkbox"/> Noncash <input type="checkbox"/> (Complete Part II if there is a noncash contribution.)
831		\$ 50000.	Person <input checked="" type="checkbox"/> Payroll <input type="checkbox"/> Noncash <input type="checkbox"/> (Complete Part II if there is a noncash contribution.)
832		\$ 1252500.	Person <input checked="" type="checkbox"/> Payroll <input type="checkbox"/> Noncash <input type="checkbox"/> (Complete Part II if there is a noncash contribution.)
833		\$ 20000.	Person <input checked="" type="checkbox"/> Payroll <input type="checkbox"/> Noncash <input type="checkbox"/> (Complete Part II if there is a noncash contribution.)
834		\$ 40000.	Person <input checked="" type="checkbox"/> Payroll <input type="checkbox"/> Noncash <input type="checkbox"/> (Complete Part II if there is a noncash contribution.)

Name of organization

Employer identification number

Chamber of Commerce of the USA

53-0045720

Part I Contributors (see instructions)

(a) No.	(b) Name, address, and ZIP + 4	(c) Aggregate contributions	(d) Type of contribution
835		\$ 51000.	Person <input checked="" type="checkbox"/> Payroll <input type="checkbox"/> Noncash <input type="checkbox"/> (Complete Part II if there is a noncash contribution.)
836		\$ 10000.	Person <input checked="" type="checkbox"/> Payroll <input type="checkbox"/> Noncash <input type="checkbox"/> (Complete Part II if there is a noncash contribution.)
837		\$ 7500.	Person <input checked="" type="checkbox"/> Payroll <input type="checkbox"/> Noncash <input type="checkbox"/> (Complete Part II if there is a noncash contribution.)
838		\$ 200000.	Person <input checked="" type="checkbox"/> Payroll <input type="checkbox"/> Noncash <input type="checkbox"/> (Complete Part II if there is a noncash contribution.)
839		\$ 35000.	Person <input checked="" type="checkbox"/> Payroll <input type="checkbox"/> Noncash <input type="checkbox"/> (Complete Part II if there is a noncash contribution.)
840		\$ 50000.	Person <input checked="" type="checkbox"/> Payroll <input type="checkbox"/> Noncash <input type="checkbox"/> (Complete Part II if there is a noncash contribution.)

Name of organization

Employer identification number

Chamber of Commerce of the USA

53-0045720

Part I Contributors (see instructions)

(a) No.	(b) Name, address, and ZIP + 4	(c) Aggregate contributions	(d) Type of contribution
841		\$ 50000.	Person <input checked="" type="checkbox"/> Payroll <input type="checkbox"/> Noncash <input type="checkbox"/> (Complete Part II if there is a noncash contribution.)
842		\$ 12000.	Person <input checked="" type="checkbox"/> Payroll <input type="checkbox"/> Noncash <input type="checkbox"/> (Complete Part II if there is a noncash contribution.)
843		\$ 10000.	Person <input checked="" type="checkbox"/> Payroll <input type="checkbox"/> Noncash <input type="checkbox"/> (Complete Part II if there is a noncash contribution.)
844		\$ 5000.	Person <input checked="" type="checkbox"/> Payroll <input type="checkbox"/> Noncash <input type="checkbox"/> (Complete Part II if there is a noncash contribution.)
845		\$ 5000.	Person <input checked="" type="checkbox"/> Payroll <input type="checkbox"/> Noncash <input type="checkbox"/> (Complete Part II if there is a noncash contribution.)
846		\$ 107500.	Person <input checked="" type="checkbox"/> Payroll <input type="checkbox"/> Noncash <input type="checkbox"/> (Complete Part II if there is a noncash contribution.)

Name of organization

Employer identification number

Chamber of Commerce of the USA

53-0045720

Part I Contributors (see instructions)

(a) No.	(b) Name, address, and ZIP + 4	(c) Aggregate contributions	(d) Type of contribution
847		\$ 107500.	Person <input checked="" type="checkbox"/> Payroll <input type="checkbox"/> Noncash <input type="checkbox"/> (Complete Part II if there is a noncash contribution.)
848		\$ 12500.	Person <input checked="" type="checkbox"/> Payroll <input type="checkbox"/> Noncash <input type="checkbox"/> (Complete Part II if there is a noncash contribution.)
849		\$ 40000.	Person <input checked="" type="checkbox"/> Payroll <input type="checkbox"/> Noncash <input type="checkbox"/> (Complete Part II if there is a noncash contribution.)
850		\$ 15000.	Person <input checked="" type="checkbox"/> Payroll <input type="checkbox"/> Noncash <input type="checkbox"/> (Complete Part II if there is a noncash contribution.)
851		\$ 10000.	Person <input checked="" type="checkbox"/> Payroll <input type="checkbox"/> Noncash <input type="checkbox"/> (Complete Part II if there is a noncash contribution.)
852		\$ 30000.	Person <input checked="" type="checkbox"/> Payroll <input type="checkbox"/> Noncash <input type="checkbox"/> (Complete Part II if there is a noncash contribution.)

Name of organization

Employer identification number

Chamber of Commerce of the USA

53-0045720

Part I Contributors (see instructions)

(a) No.	(b) Name, address, and ZIP + 4	(c) Aggregate contributions	(d) Type of contribution
853		\$ 25000.	Person <input checked="" type="checkbox"/> Payroll <input type="checkbox"/> Noncash <input type="checkbox"/> (Complete Part II if there is a noncash contribution.)
854		\$ 53750.	Person <input checked="" type="checkbox"/> Payroll <input type="checkbox"/> Noncash <input type="checkbox"/> (Complete Part II if there is a noncash contribution.)
855		\$ 10000.	Person <input checked="" type="checkbox"/> Payroll <input type="checkbox"/> Noncash <input type="checkbox"/> (Complete Part II if there is a noncash contribution.)
856		\$ 5000.	Person <input checked="" type="checkbox"/> Payroll <input type="checkbox"/> Noncash <input type="checkbox"/> (Complete Part II if there is a noncash contribution.)
857		\$ 7500.	Person <input checked="" type="checkbox"/> Payroll <input type="checkbox"/> Noncash <input type="checkbox"/> (Complete Part II if there is a noncash contribution.)
858		\$ 33600.	Person <input checked="" type="checkbox"/> Payroll <input type="checkbox"/> Noncash <input type="checkbox"/> (Complete Part II if there is a noncash contribution.)

Name of organization

Employer identification number

Chamber of Commerce of the USA

53-0045720

Part I Contributors (see instructions)

(a) No.	(b) Name, address, and ZIP + 4	(c) Aggregate contributions	(d) Type of contribution
859		\$ 35000.	Person <input checked="" type="checkbox"/> Payroll <input type="checkbox"/> Noncash <input type="checkbox"/> (Complete Part II if there is a noncash contribution.)
860		\$ 15000.	Person <input checked="" type="checkbox"/> Payroll <input type="checkbox"/> Noncash <input type="checkbox"/> (Complete Part II if there is a noncash contribution.)
861		\$ 10000.	Person <input checked="" type="checkbox"/> Payroll <input type="checkbox"/> Noncash <input type="checkbox"/> (Complete Part II if there is a noncash contribution.)
862		\$ 15000.	Person <input checked="" type="checkbox"/> Payroll <input type="checkbox"/> Noncash <input type="checkbox"/> (Complete Part II if there is a noncash contribution.)
863		\$ 5500.	Person <input checked="" type="checkbox"/> Payroll <input type="checkbox"/> Noncash <input type="checkbox"/> (Complete Part II if there is a noncash contribution.)
864		\$ 40000.	Person <input checked="" type="checkbox"/> Payroll <input type="checkbox"/> Noncash <input type="checkbox"/> (Complete Part II if there is a noncash contribution.)

Name of organization

Chamber of Commerce of the USA

Employer identification number

53-0045720

Part I Contributors (see instructions)

(a) No.	(b) Name, address, and ZIP + 4	(c) Aggregate contributions	(d) Type of contribution
865		\$ 45000.	Person <input checked="" type="checkbox"/> Payroll <input type="checkbox"/> Noncash <input type="checkbox"/> (Complete Part II if there is a noncash contribution.)
866		\$ 50000.	Person <input checked="" type="checkbox"/> Payroll <input type="checkbox"/> Noncash <input type="checkbox"/> (Complete Part II if there is a noncash contribution.)
867		\$ 30000.	Person <input checked="" type="checkbox"/> Payroll <input type="checkbox"/> Noncash <input type="checkbox"/> (Complete Part II if there is a noncash contribution.)
868		\$ 20000.	Person <input checked="" type="checkbox"/> Payroll <input type="checkbox"/> Noncash <input type="checkbox"/> (Complete Part II if there is a noncash contribution.)
869		\$ 810000.	Person <input checked="" type="checkbox"/> Payroll <input type="checkbox"/> Noncash <input type="checkbox"/> (Complete Part II if there is a noncash contribution.)
870		\$ 7500.	Person <input checked="" type="checkbox"/> Payroll <input type="checkbox"/> Noncash <input type="checkbox"/> (Complete Part II if there is a noncash contribution.)

Name of organization Chamber of Commerce of the USA	Employer identification number 53-0045720
---	---

Part I Contributors (see instructions)

(a) No.	(b) Name, address, and ZIP + 4	(c) Aggregate contributions	(d) Type of contribution
871		\$ 100000.	Person <input checked="" type="checkbox"/> Payroll <input type="checkbox"/> Noncash <input type="checkbox"/> (Complete Part II if there is a noncash contribution.)
872		\$ 25000.	Person <input checked="" type="checkbox"/> Payroll <input type="checkbox"/> Noncash <input type="checkbox"/> (Complete Part II if there is a noncash contribution.)
873		\$ 1153500.	Person <input checked="" type="checkbox"/> Payroll <input type="checkbox"/> Noncash <input type="checkbox"/> (Complete Part II if there is a noncash contribution.)
874		\$ 50000.	Person <input checked="" type="checkbox"/> Payroll <input type="checkbox"/> Noncash <input type="checkbox"/> (Complete Part II if there is a noncash contribution.)
875		\$ 65000.	Person <input checked="" type="checkbox"/> Payroll <input type="checkbox"/> Noncash <input type="checkbox"/> (Complete Part II if there is a noncash contribution.)
876		\$ 20000.	Person <input checked="" type="checkbox"/> Payroll <input type="checkbox"/> Noncash <input type="checkbox"/> (Complete Part II if there is a noncash contribution.)

Name of organization

Employer identification number

Chamber of Commerce of the USA

53-0045720

Part I Contributors (see instructions)

(a) No.	(b) Name, address, and ZIP + 4	(c) Aggregate contributions	(d) Type of contribution
877		\$ 10000.	Person <input checked="" type="checkbox"/> Payroll <input type="checkbox"/> Noncash <input type="checkbox"/> (Complete Part II if there is a noncash contribution.)
878		\$ 30000.	Person <input checked="" type="checkbox"/> Payroll <input type="checkbox"/> Noncash <input type="checkbox"/> (Complete Part II if there is a noncash contribution.)
879		\$ 25000.	Person <input checked="" type="checkbox"/> Payroll <input type="checkbox"/> Noncash <input type="checkbox"/> (Complete Part II if there is a noncash contribution.)
880		\$ 10000.	Person <input checked="" type="checkbox"/> Payroll <input type="checkbox"/> Noncash <input type="checkbox"/> (Complete Part II if there is a noncash contribution.)
881		\$ 653500.	Person <input checked="" type="checkbox"/> Payroll <input type="checkbox"/> Noncash <input type="checkbox"/> (Complete Part II if there is a noncash contribution.)
882		\$ 5000.	Person <input checked="" type="checkbox"/> Payroll <input type="checkbox"/> Noncash <input type="checkbox"/> (Complete Part II if there is a noncash contribution.)

Name of organization

Employer identification number

Chamber of Commerce of the USA

53-0045720

Part I Contributors (see instructions)

(a) No.	(b) Name, address, and ZIP + 4	(c) Aggregate contributions	(d) Type of contribution
883		\$ 14000.	Person <input checked="" type="checkbox"/> Payroll <input type="checkbox"/> Noncash <input type="checkbox"/> (Complete Part II if there is a noncash contribution.)
884		\$ 457500.	Person <input checked="" type="checkbox"/> Payroll <input type="checkbox"/> Noncash <input type="checkbox"/> (Complete Part II if there is a noncash contribution.)
885		\$ 10000.	Person <input checked="" type="checkbox"/> Payroll <input type="checkbox"/> Noncash <input type="checkbox"/> (Complete Part II if there is a noncash contribution.)
886		\$ 5000.	Person <input checked="" type="checkbox"/> Payroll <input type="checkbox"/> Noncash <input type="checkbox"/> (Complete Part II if there is a noncash contribution.)
887		\$ 10000.	Person <input checked="" type="checkbox"/> Payroll <input type="checkbox"/> Noncash <input type="checkbox"/> (Complete Part II if there is a noncash contribution.)
888		\$ 15500.	Person <input checked="" type="checkbox"/> Payroll <input type="checkbox"/> Noncash <input type="checkbox"/> (Complete Part II if there is a noncash contribution.)

Name of organization

Employer identification number

Chamber of Commerce of the USA

53-0045720

Part I Contributors (see instructions)

(a) No.	(b) Name, address, and ZIP + 4	(c) Aggregate contributions	(d) Type of contribution
889		\$ 12000.	Person <input checked="" type="checkbox"/> Payroll <input type="checkbox"/> Noncash <input type="checkbox"/> (Complete Part II if there is a noncash contribution.)
890		\$ 50000.	Person <input checked="" type="checkbox"/> Payroll <input type="checkbox"/> Noncash <input type="checkbox"/> (Complete Part II if there is a noncash contribution.)
891		\$ 20000.	Person <input checked="" type="checkbox"/> Payroll <input type="checkbox"/> Noncash <input type="checkbox"/> (Complete Part II if there is a noncash contribution.)
892		\$ 10000.	Person <input checked="" type="checkbox"/> Payroll <input type="checkbox"/> Noncash <input type="checkbox"/> (Complete Part II if there is a noncash contribution.)
893		\$ 7500.	Person <input checked="" type="checkbox"/> Payroll <input type="checkbox"/> Noncash <input type="checkbox"/> (Complete Part II if there is a noncash contribution.)
894		\$ 50000.	Person <input checked="" type="checkbox"/> Payroll <input type="checkbox"/> Noncash <input type="checkbox"/> (Complete Part II if there is a noncash contribution.)

Name of organization

Employer identification number

Chamber of Commerce of the USA

53-0045720

Part I Contributors (see instructions)

(a) No.	(b) Name, address, and ZIP + 4	(c) Aggregate contributions	(d) Type of contribution
895		\$ 6000.	Person <input checked="" type="checkbox"/> Payroll <input type="checkbox"/> Noncash <input type="checkbox"/> (Complete Part II if there is a noncash contribution.)
896		\$ 8000.	Person <input checked="" type="checkbox"/> Payroll <input type="checkbox"/> Noncash <input type="checkbox"/> (Complete Part II if there is a noncash contribution.)
897		\$ 106000.	Person <input checked="" type="checkbox"/> Payroll <input type="checkbox"/> Noncash <input type="checkbox"/> (Complete Part II if there is a noncash contribution.)
898		\$ 99332.	Person <input checked="" type="checkbox"/> Payroll <input type="checkbox"/> Noncash <input type="checkbox"/> (Complete Part II if there is a noncash contribution.)
899		\$ 100000.	Person <input checked="" type="checkbox"/> Payroll <input type="checkbox"/> Noncash <input type="checkbox"/> (Complete Part II if there is a noncash contribution.)
900		\$ 30000.	Person <input checked="" type="checkbox"/> Payroll <input type="checkbox"/> Noncash <input type="checkbox"/> (Complete Part II if there is a noncash contribution.)

Name of organization

Employer identification number

Chamber of Commerce of the USA

53-0045720

Part I Contributors (see instructions)

(a) No.	(b) Name, address, and ZIP + 4	(c) Aggregate contributions	(d) Type of contribution
901		\$ 15000.	Person <input checked="" type="checkbox"/> Payroll <input type="checkbox"/> Noncash <input type="checkbox"/> (Complete Part II if there is a noncash contribution.)
902		\$ 100000.	Person <input checked="" type="checkbox"/> Payroll <input type="checkbox"/> Noncash <input type="checkbox"/> (Complete Part II if there is a noncash contribution.)
903		\$ 15000.	Person <input checked="" type="checkbox"/> Payroll <input type="checkbox"/> Noncash <input type="checkbox"/> (Complete Part II if there is a noncash contribution.)
904		\$ 18500.	Person <input checked="" type="checkbox"/> Payroll <input type="checkbox"/> Noncash <input type="checkbox"/> (Complete Part II if there is a noncash contribution.)
905		\$ 7500.	Person <input checked="" type="checkbox"/> Payroll <input type="checkbox"/> Noncash <input type="checkbox"/> (Complete Part II if there is a noncash contribution.)
906		\$ 7500.	Person <input checked="" type="checkbox"/> Payroll <input type="checkbox"/> Noncash <input type="checkbox"/> (Complete Part II if there is a noncash contribution.)

Name of organization

Employer identification number

Chamber of Commerce of the USA

53-0045720

Part I Contributors (see instructions)

(a) No.	(b) Name, address, and ZIP + 4	(c) Aggregate contributions	(d) Type of contribution
907		\$ 25000.	Person <input checked="" type="checkbox"/> Payroll <input type="checkbox"/> Noncash <input type="checkbox"/> (Complete Part II if there is a noncash contribution.)
908		\$ 49000.	Person <input checked="" type="checkbox"/> Payroll <input type="checkbox"/> Noncash <input type="checkbox"/> (Complete Part II if there is a noncash contribution.)
909		\$ 7450.	Person <input checked="" type="checkbox"/> Payroll <input type="checkbox"/> Noncash <input type="checkbox"/> (Complete Part II if there is a noncash contribution.)
910		\$ 50000.	Person <input checked="" type="checkbox"/> Payroll <input type="checkbox"/> Noncash <input type="checkbox"/> (Complete Part II if there is a noncash contribution.)
911		\$ 50000.	Person <input checked="" type="checkbox"/> Payroll <input type="checkbox"/> Noncash <input type="checkbox"/> (Complete Part II if there is a noncash contribution.)
912		\$ 40000.	Person <input checked="" type="checkbox"/> Payroll <input type="checkbox"/> Noncash <input type="checkbox"/> (Complete Part II if there is a noncash contribution.)

Name of organization

Employer identification number

Chamber of Commerce of the USA

53-0045720

Part I Contributors (see instructions)

(a) No.	(b) Name, address, and ZIP + 4	(c) Aggregate contributions	(d) Type of contribution
913		\$ 100000.	Person <input checked="" type="checkbox"/> Payroll <input type="checkbox"/> Noncash <input type="checkbox"/> (Complete Part II if there is a noncash contribution.)
914		\$ 250000.	Person <input checked="" type="checkbox"/> Payroll <input type="checkbox"/> Noncash <input type="checkbox"/> (Complete Part II if there is a noncash contribution.)
915		\$ 5000.	Person <input checked="" type="checkbox"/> Payroll <input type="checkbox"/> Noncash <input type="checkbox"/> (Complete Part II if there is a noncash contribution.)
916		\$ 7000.	Person <input checked="" type="checkbox"/> Payroll <input type="checkbox"/> Noncash <input type="checkbox"/> (Complete Part II if there is a noncash contribution.)
917		\$ 5000.	Person <input checked="" type="checkbox"/> Payroll <input type="checkbox"/> Noncash <input type="checkbox"/> (Complete Part II if there is a noncash contribution.)
918		\$ 10000.	Person <input checked="" type="checkbox"/> Payroll <input type="checkbox"/> Noncash <input type="checkbox"/> (Complete Part II if there is a noncash contribution.)

Name of organization

Employer identification number

Chamber of Commerce of the USA

53-0045720

Part I Contributors (see instructions)

(a) No.	(b) Name, address, and ZIP + 4	(c) Aggregate contributions	(d) Type of contribution
919		\$ 52000.	Person <input checked="" type="checkbox"/> Payroll <input type="checkbox"/> Noncash <input type="checkbox"/> (Complete Part II if there is a noncash contribution.)
920		\$ 25000.	Person <input checked="" type="checkbox"/> Payroll <input type="checkbox"/> Noncash <input type="checkbox"/> (Complete Part II if there is a noncash contribution.)
921		\$ 15000.	Person <input checked="" type="checkbox"/> Payroll <input type="checkbox"/> Noncash <input type="checkbox"/> (Complete Part II if there is a noncash contribution.)
922		\$ 5000.	Person <input checked="" type="checkbox"/> Payroll <input type="checkbox"/> Noncash <input type="checkbox"/> (Complete Part II if there is a noncash contribution.)
923		\$ 5000.	Person <input checked="" type="checkbox"/> Payroll <input type="checkbox"/> Noncash <input type="checkbox"/> (Complete Part II if there is a noncash contribution.)
924		\$ 20000.	Person <input checked="" type="checkbox"/> Payroll <input type="checkbox"/> Noncash <input type="checkbox"/> (Complete Part II if there is a noncash contribution.)

Name of organization

Employer identification number

Chamber of Commerce of the USA

53-0045720

Part I Contributors (see instructions)

(a) No.	(b) Name, address, and ZIP + 4	(c) Aggregate contributions	(d) Type of contribution
925		\$ 25000.	Person <input checked="" type="checkbox"/> Payroll <input type="checkbox"/> Noncash <input type="checkbox"/> (Complete Part II if there is a noncash contribution.)
926		\$ 15000.	Person <input checked="" type="checkbox"/> Payroll <input type="checkbox"/> Noncash <input type="checkbox"/> (Complete Part II if there is a noncash contribution.)
927		\$ 25000.	Person <input checked="" type="checkbox"/> Payroll <input type="checkbox"/> Noncash <input type="checkbox"/> (Complete Part II if there is a noncash contribution.)
928		\$ 25000.	Person <input checked="" type="checkbox"/> Payroll <input type="checkbox"/> Noncash <input type="checkbox"/> (Complete Part II if there is a noncash contribution.)
929		\$ 5000.	Person <input checked="" type="checkbox"/> Payroll <input type="checkbox"/> Noncash <input type="checkbox"/> (Complete Part II if there is a noncash contribution.)
930		\$ 15000.	Person <input checked="" type="checkbox"/> Payroll <input type="checkbox"/> Noncash <input type="checkbox"/> (Complete Part II if there is a noncash contribution.)

Name of organization

Employer identification number

Chamber of Commerce of the USA

53-0045720

Part I Contributors (see instructions)

(a) No.	(b) Name, address, and ZIP + 4	(c) Aggregate contributions	(d) Type of contribution
931		\$ 15000.	Person <input checked="" type="checkbox"/> Payroll <input type="checkbox"/> Noncash <input type="checkbox"/> (Complete Part II if there is a noncash contribution.)
932		\$ 5000.	Person <input checked="" type="checkbox"/> Payroll <input type="checkbox"/> Noncash <input type="checkbox"/> (Complete Part II if there is a noncash contribution.)
933		\$ 15000.	Person <input checked="" type="checkbox"/> Payroll <input type="checkbox"/> Noncash <input type="checkbox"/> (Complete Part II if there is a noncash contribution.)
934		\$ 10000.	Person <input checked="" type="checkbox"/> Payroll <input type="checkbox"/> Noncash <input type="checkbox"/> (Complete Part II if there is a noncash contribution.)
935		\$ 45000.	Person <input checked="" type="checkbox"/> Payroll <input type="checkbox"/> Noncash <input type="checkbox"/> (Complete Part II if there is a noncash contribution.)
936		\$ 5000.	Person <input checked="" type="checkbox"/> Payroll <input type="checkbox"/> Noncash <input type="checkbox"/> (Complete Part II if there is a noncash contribution.)

Name of organization

Employer identification number

Chamber of Commerce of the USA

53-0045720

Part I Contributors (see instructions)

(a) No.	(b) Name, address, and ZIP + 4	(c) Aggregate contributions	(d) Type of contribution
937		\$ 18000.	Person <input checked="" type="checkbox"/> Payroll <input type="checkbox"/> Noncash <input type="checkbox"/> (Complete Part II if there is a noncash contribution.)
938		\$ 15000.	Person <input checked="" type="checkbox"/> Payroll <input type="checkbox"/> Noncash <input type="checkbox"/> (Complete Part II if there is a noncash contribution.)
939		\$ 10000.	Person <input checked="" type="checkbox"/> Payroll <input type="checkbox"/> Noncash <input type="checkbox"/> (Complete Part II if there is a noncash contribution.)
940		\$ 50000.	Person <input checked="" type="checkbox"/> Payroll <input type="checkbox"/> Noncash <input type="checkbox"/> (Complete Part II if there is a noncash contribution.)
941		\$ 5000.	Person <input checked="" type="checkbox"/> Payroll <input type="checkbox"/> Noncash <input type="checkbox"/> (Complete Part II if there is a noncash contribution.)
942		\$ 25000.	Person <input checked="" type="checkbox"/> Payroll <input type="checkbox"/> Noncash <input type="checkbox"/> (Complete Part II if there is a noncash contribution.)

Name of organization Chamber of Commerce of the USA	Employer identification number 53-0045720
---	---

Part I Contributors (see instructions)

(a) No.	(b) Name, address, and ZIP + 4	(c) Aggregate contributions	(d) Type of contribution
943		\$ 45000.	Person <input checked="" type="checkbox"/> Payroll <input type="checkbox"/> Noncash <input type="checkbox"/> (Complete Part II if there is a noncash contribution.)
944		\$ 50000.	Person <input checked="" type="checkbox"/> Payroll <input type="checkbox"/> Noncash <input type="checkbox"/> (Complete Part II if there is a noncash contribution.)
945		\$ 5000.	Person <input checked="" type="checkbox"/> Payroll <input type="checkbox"/> Noncash <input type="checkbox"/> (Complete Part II if there is a noncash contribution.)
946		\$ 20000.	Person <input checked="" type="checkbox"/> Payroll <input type="checkbox"/> Noncash <input type="checkbox"/> (Complete Part II if there is a noncash contribution.)
947		\$ 10000.	Person <input checked="" type="checkbox"/> Payroll <input type="checkbox"/> Noncash <input type="checkbox"/> (Complete Part II if there is a noncash contribution.)
948		\$ 5000.	Person <input checked="" type="checkbox"/> Payroll <input type="checkbox"/> Noncash <input type="checkbox"/> (Complete Part II if there is a noncash contribution.)

Name of organization

Employer identification number

Chamber of Commerce of the USA

53-0045720

Part I Contributors (see instructions)

(a) No.	(b) Name, address, and ZIP + 4	(c) Aggregate contributions	(d) Type of contribution
949		\$ 35625.	Person <input checked="" type="checkbox"/> Payroll <input type="checkbox"/> Noncash <input type="checkbox"/> (Complete Part II if there is a noncash contribution.)
950		\$ 10000.	Person <input checked="" type="checkbox"/> Payroll <input type="checkbox"/> Noncash <input type="checkbox"/> (Complete Part II if there is a noncash contribution.)
951		\$ 25000.	Person <input checked="" type="checkbox"/> Payroll <input type="checkbox"/> Noncash <input type="checkbox"/> (Complete Part II if there is a noncash contribution.)
952		\$ 10000.	Person <input checked="" type="checkbox"/> Payroll <input type="checkbox"/> Noncash <input type="checkbox"/> (Complete Part II if there is a noncash contribution.)
953		\$ 5000.	Person <input checked="" type="checkbox"/> Payroll <input type="checkbox"/> Noncash <input type="checkbox"/> (Complete Part II if there is a noncash contribution.)
954		\$ 27000.	Person <input checked="" type="checkbox"/> Payroll <input type="checkbox"/> Noncash <input type="checkbox"/> (Complete Part II if there is a noncash contribution.)

Name of organization

Employer identification number

Chamber of Commerce of the USA

53-0045720

Part I Contributors (see instructions)

(a) No.	(b) Name, address, and ZIP + 4	(c) Aggregate contributions	(d) Type of contribution
955		\$ 15000.	Person <input checked="" type="checkbox"/> Payroll <input type="checkbox"/> Noncash <input type="checkbox"/> (Complete Part II if there is a noncash contribution.)
956		\$ 70914.	Person <input checked="" type="checkbox"/> Payroll <input type="checkbox"/> Noncash <input type="checkbox"/> (Complete Part II if there is a noncash contribution.)
957		\$ 10000.	Person <input checked="" type="checkbox"/> Payroll <input type="checkbox"/> Noncash <input type="checkbox"/> (Complete Part II if there is a noncash contribution.)
958		\$ 5000.	Person <input checked="" type="checkbox"/> Payroll <input type="checkbox"/> Noncash <input type="checkbox"/> (Complete Part II if there is a noncash contribution.)
959		\$ 5000.	Person <input checked="" type="checkbox"/> Payroll <input type="checkbox"/> Noncash <input type="checkbox"/> (Complete Part II if there is a noncash contribution.)
960		\$ 7700.	Person <input checked="" type="checkbox"/> Payroll <input type="checkbox"/> Noncash <input type="checkbox"/> (Complete Part II if there is a noncash contribution.)

Name of organization

Employer identification number

Chamber of Commerce of the USA

53-0045720

Part I Contributors (see instructions)

(a) No.	(b) Name, address, and ZIP + 4	(c) Aggregate contributions	(d) Type of contribution
961		\$ 400000.	Person <input checked="" type="checkbox"/> Payroll <input type="checkbox"/> Noncash <input type="checkbox"/> (Complete Part II if there is a noncash contribution.)
962		\$ 7500.	Person <input checked="" type="checkbox"/> Payroll <input type="checkbox"/> Noncash <input type="checkbox"/> (Complete Part II if there is a noncash contribution.)
963		\$ 12500.	Person <input checked="" type="checkbox"/> Payroll <input type="checkbox"/> Noncash <input type="checkbox"/> (Complete Part II if there is a noncash contribution.)
964		\$ 50000.	Person <input checked="" type="checkbox"/> Payroll <input type="checkbox"/> Noncash <input type="checkbox"/> (Complete Part II if there is a noncash contribution.)
965		\$ 5000.	Person <input checked="" type="checkbox"/> Payroll <input type="checkbox"/> Noncash <input type="checkbox"/> (Complete Part II if there is a noncash contribution.)
966		\$ 25000.	Person <input checked="" type="checkbox"/> Payroll <input type="checkbox"/> Noncash <input type="checkbox"/> (Complete Part II if there is a noncash contribution.)

Name of organization Chamber of Commerce of the USA	Employer identification number 53-0045720
---	---

Part I Contributors (see instructions)

(a) No.	(b) Name, address, and ZIP + 4	(c) Aggregate contributions	(d) Type of contribution
967		\$ 95000.	Person <input checked="" type="checkbox"/> Payroll <input type="checkbox"/> Noncash <input type="checkbox"/> (Complete Part II if there is a noncash contribution.)
968		\$ 20000.	Person <input checked="" type="checkbox"/> Payroll <input type="checkbox"/> Noncash <input type="checkbox"/> (Complete Part II if there is a noncash contribution.)
969		\$ 511500.	Person <input checked="" type="checkbox"/> Payroll <input type="checkbox"/> Noncash <input type="checkbox"/> (Complete Part II if there is a noncash contribution.)
970		\$ 5000.	Person <input checked="" type="checkbox"/> Payroll <input type="checkbox"/> Noncash <input type="checkbox"/> (Complete Part II if there is a noncash contribution.)
971		\$ 25000.	Person <input checked="" type="checkbox"/> Payroll <input type="checkbox"/> Noncash <input type="checkbox"/> (Complete Part II if there is a noncash contribution.)
972		\$ 250000.	Person <input checked="" type="checkbox"/> Payroll <input type="checkbox"/> Noncash <input type="checkbox"/> (Complete Part II if there is a noncash contribution.)

Name of organization

Employer identification number

Chamber of Commerce of the USA

53-0045720

Part I Contributors (see instructions)

(a) No.	(b) Name, address, and ZIP + 4	(c) Aggregate contributions	(d) Type of contribution
973		\$ 600000.	Person <input checked="" type="checkbox"/> Payroll <input type="checkbox"/> Noncash <input type="checkbox"/> (Complete Part II if there is a noncash contribution.)
974		\$ 25000.	Person <input checked="" type="checkbox"/> Payroll <input type="checkbox"/> Noncash <input type="checkbox"/> (Complete Part II if there is a noncash contribution.)
975		\$ 15000.	Person <input checked="" type="checkbox"/> Payroll <input type="checkbox"/> Noncash <input type="checkbox"/> (Complete Part II if there is a noncash contribution.)
976		\$ 200000.	Person <input checked="" type="checkbox"/> Payroll <input type="checkbox"/> Noncash <input type="checkbox"/> (Complete Part II if there is a noncash contribution.)
977		\$ 25000.	Person <input checked="" type="checkbox"/> Payroll <input type="checkbox"/> Noncash <input type="checkbox"/> (Complete Part II if there is a noncash contribution.)
978		\$ 110000.	Person <input checked="" type="checkbox"/> Payroll <input type="checkbox"/> Noncash <input type="checkbox"/> (Complete Part II if there is a noncash contribution.)

Name of organization

Employer identification number

Chamber of Commerce of the USA

53-0045720

Part I Contributors (see instructions)

(a) No.	(b) Name, address, and ZIP + 4	(c) Aggregate contributions	(d) Type of contribution
979		\$ 1000000.	Person <input checked="" type="checkbox"/> Payroll <input type="checkbox"/> Noncash <input type="checkbox"/> (Complete Part II if there is a noncash contribution.)
980		\$ 50000.	Person <input checked="" type="checkbox"/> Payroll <input type="checkbox"/> Noncash <input type="checkbox"/> (Complete Part II if there is a noncash contribution.)
981		\$ 10000.	Person <input checked="" type="checkbox"/> Payroll <input type="checkbox"/> Noncash <input type="checkbox"/> (Complete Part II if there is a noncash contribution.)
982		\$ 96750.	Person <input checked="" type="checkbox"/> Payroll <input type="checkbox"/> Noncash <input type="checkbox"/> (Complete Part II if there is a noncash contribution.)
983		\$ 220000.	Person <input checked="" type="checkbox"/> Payroll <input type="checkbox"/> Noncash <input type="checkbox"/> (Complete Part II if there is a noncash contribution.)
984		\$ 29980.	Person <input checked="" type="checkbox"/> Payroll <input type="checkbox"/> Noncash <input type="checkbox"/> (Complete Part II if there is a noncash contribution.)

Name of organization

Employer identification number

Chamber of Commerce of the USA

53-0045720

Part I Contributors (see instructions)

(a) No.	(b) Name, address, and ZIP + 4	(c) Aggregate contributions	(d) Type of contribution
985		\$ 6000.	Person <input checked="" type="checkbox"/> Payroll <input type="checkbox"/> Noncash <input type="checkbox"/> (Complete Part II if there is a noncash contribution.)
986		\$ 5000.	Person <input checked="" type="checkbox"/> Payroll <input type="checkbox"/> Noncash <input type="checkbox"/> (Complete Part II if there is a noncash contribution.)
987		\$ 7500.	Person <input checked="" type="checkbox"/> Payroll <input type="checkbox"/> Noncash <input type="checkbox"/> (Complete Part II if there is a noncash contribution.)
988		\$ 55944.	Person <input checked="" type="checkbox"/> Payroll <input type="checkbox"/> Noncash <input type="checkbox"/> (Complete Part II if there is a noncash contribution.)
989		\$ 250000.	Person <input checked="" type="checkbox"/> Payroll <input type="checkbox"/> Noncash <input type="checkbox"/> (Complete Part II if there is a noncash contribution.)
990		\$ 10000.	Person <input checked="" type="checkbox"/> Payroll <input type="checkbox"/> Noncash <input type="checkbox"/> (Complete Part II if there is a noncash contribution.)

Name of organization

Employer identification number

Chamber of Commerce of the USA

53-0045720

Part I Contributors (see instructions)

(a) No.	(b) Name, address, and ZIP + 4	(c) Aggregate contributions	(d) Type of contribution
991		\$ 200000.	Person <input checked="" type="checkbox"/> Payroll <input type="checkbox"/> Noncash <input type="checkbox"/> (Complete Part II if there is a noncash contribution.)
992		\$ 130000.	Person <input checked="" type="checkbox"/> Payroll <input type="checkbox"/> Noncash <input type="checkbox"/> (Complete Part II if there is a noncash contribution.)
993		\$ 5000.	Person <input checked="" type="checkbox"/> Payroll <input type="checkbox"/> Noncash <input type="checkbox"/> (Complete Part II if there is a noncash contribution.)
994		\$ 7500.	Person <input checked="" type="checkbox"/> Payroll <input type="checkbox"/> Noncash <input type="checkbox"/> (Complete Part II if there is a noncash contribution.)
995		\$ 10000.	Person <input checked="" type="checkbox"/> Payroll <input type="checkbox"/> Noncash <input type="checkbox"/> (Complete Part II if there is a noncash contribution.)
996		\$ 31000.	Person <input checked="" type="checkbox"/> Payroll <input type="checkbox"/> Noncash <input type="checkbox"/> (Complete Part II if there is a noncash contribution.)

Name of organization

Employer identification number

Chamber of Commerce of the USA

53-0045720

Part I Contributors (see instructions)

(a) No.	(b) Name, address, and ZIP + 4	(c) Aggregate contributions	(d) Type of contribution
997		\$ 7500.	Person <input checked="" type="checkbox"/> Payroll <input type="checkbox"/> Noncash <input type="checkbox"/> (Complete Part II if there is a noncash contribution.)
998		\$ 100000.	Person <input checked="" type="checkbox"/> Payroll <input type="checkbox"/> Noncash <input type="checkbox"/> (Complete Part II if there is a noncash contribution.)
999		\$ 10000.	Person <input checked="" type="checkbox"/> Payroll <input type="checkbox"/> Noncash <input type="checkbox"/> (Complete Part II if there is a noncash contribution.)
1000		\$ 5000.	Person <input checked="" type="checkbox"/> Payroll <input type="checkbox"/> Noncash <input type="checkbox"/> (Complete Part II if there is a noncash contribution.)
1001		\$ 20000.	Person <input checked="" type="checkbox"/> Payroll <input type="checkbox"/> Noncash <input type="checkbox"/> (Complete Part II if there is a noncash contribution.)
1002		\$ 10000.	Person <input checked="" type="checkbox"/> Payroll <input type="checkbox"/> Noncash <input type="checkbox"/> (Complete Part II if there is a noncash contribution.)

Name of organization

Employer identification number

Chamber of Commerce of the USA

53-0045720

Part I Contributors (see instructions)

(a) No.	(b) Name, address, and ZIP + 4	(c) Aggregate contributions	(d) Type of contribution
1003		\$ 10000.	Person <input checked="" type="checkbox"/> Payroll <input type="checkbox"/> Noncash <input type="checkbox"/> (Complete Part II if there is a noncash contribution.)
1004		\$ 75000.	Person <input checked="" type="checkbox"/> Payroll <input type="checkbox"/> Noncash <input type="checkbox"/> (Complete Part II if there is a noncash contribution.)
1005		\$ 200000.	Person <input checked="" type="checkbox"/> Payroll <input type="checkbox"/> Noncash <input type="checkbox"/> (Complete Part II if there is a noncash contribution.)
1006		\$ 7500.	Person <input checked="" type="checkbox"/> Payroll <input type="checkbox"/> Noncash <input type="checkbox"/> (Complete Part II if there is a noncash contribution.)
1007		\$ 56250.	Person <input checked="" type="checkbox"/> Payroll <input type="checkbox"/> Noncash <input type="checkbox"/> (Complete Part II if there is a noncash contribution.)
1008		\$ 30000.	Person <input checked="" type="checkbox"/> Payroll <input type="checkbox"/> Noncash <input type="checkbox"/> (Complete Part II if there is a noncash contribution.)

Name of organization

Employer identification number

Chamber of Commerce of the USA

53-0045720

Part I Contributors (see instructions)

(a) No.	(b) Name, address, and ZIP + 4	(c) Aggregate contributions	(d) Type of contribution
1009		\$ 5000.	Person <input checked="" type="checkbox"/> Payroll <input type="checkbox"/> Noncash <input type="checkbox"/> (Complete Part II if there is a noncash contribution.)
1010		\$ 5500.	Person <input checked="" type="checkbox"/> Payroll <input type="checkbox"/> Noncash <input type="checkbox"/> (Complete Part II if there is a noncash contribution.)
1011		\$ 20000.	Person <input checked="" type="checkbox"/> Payroll <input type="checkbox"/> Noncash <input type="checkbox"/> (Complete Part II if there is a noncash contribution.)
1012		\$ 94000.	Person <input checked="" type="checkbox"/> Payroll <input type="checkbox"/> Noncash <input type="checkbox"/> (Complete Part II if there is a noncash contribution.)
1013		\$ 6000.	Person <input checked="" type="checkbox"/> Payroll <input type="checkbox"/> Noncash <input type="checkbox"/> (Complete Part II if there is a noncash contribution.)
1014		\$ 6000.	Person <input checked="" type="checkbox"/> Payroll <input type="checkbox"/> Noncash <input type="checkbox"/> (Complete Part II if there is a noncash contribution.)

Name of organization Chamber of Commerce of the USA	Employer identification number 53-0045720
---	---

Part I Contributors (see instructions)

(a) No.	(b) Name, address, and ZIP + 4	(c) Aggregate contributions	(d) Type of contribution
1015		\$ 5000.	Person <input checked="" type="checkbox"/> Payroll <input type="checkbox"/> Noncash <input type="checkbox"/> (Complete Part II if there is a noncash contribution.)
1016		\$ 200000.	Person <input checked="" type="checkbox"/> Payroll <input type="checkbox"/> Noncash <input type="checkbox"/> (Complete Part II if there is a noncash contribution.)
1017		\$ 10000.	Person <input checked="" type="checkbox"/> Payroll <input type="checkbox"/> Noncash <input type="checkbox"/> (Complete Part II if there is a noncash contribution.)
1018		\$ 10000.	Person <input checked="" type="checkbox"/> Payroll <input type="checkbox"/> Noncash <input type="checkbox"/> (Complete Part II if there is a noncash contribution.)
1019		\$ 10000.	Person <input checked="" type="checkbox"/> Payroll <input type="checkbox"/> Noncash <input type="checkbox"/> (Complete Part II if there is a noncash contribution.)
1020		\$ 210000.	Person <input checked="" type="checkbox"/> Payroll <input type="checkbox"/> Noncash <input type="checkbox"/> (Complete Part II if there is a noncash contribution.)

Name of organization

Employer identification number

Chamber of Commerce of the USA

53-0045720

Part I Contributors (see instructions)

(a) No.	(b) Name, address, and ZIP + 4	(c) Aggregate contributions	(d) Type of contribution
1021		\$ 100000.	Person <input checked="" type="checkbox"/> Payroll <input type="checkbox"/> Noncash <input type="checkbox"/> (Complete Part II if there is a noncash contribution.)
1022		\$ 10000.	Person <input checked="" type="checkbox"/> Payroll <input type="checkbox"/> Noncash <input type="checkbox"/> (Complete Part II if there is a noncash contribution.)
1023		\$ 5350.	Person <input checked="" type="checkbox"/> Payroll <input type="checkbox"/> Noncash <input type="checkbox"/> (Complete Part II if there is a noncash contribution.)
1024		\$ 31250.	Person <input checked="" type="checkbox"/> Payroll <input type="checkbox"/> Noncash <input type="checkbox"/> (Complete Part II if there is a noncash contribution.)
1025		\$ 10000.	Person <input checked="" type="checkbox"/> Payroll <input type="checkbox"/> Noncash <input type="checkbox"/> (Complete Part II if there is a noncash contribution.)
1026		\$ 85000.	Person <input checked="" type="checkbox"/> Payroll <input type="checkbox"/> Noncash <input type="checkbox"/> (Complete Part II if there is a noncash contribution.)

Name of organization Chamber of Commerce of the USA	Employer identification number 53-0045720
---	---

Part I Contributors (see instructions)

(a) No.	(b) Name, address, and ZIP + 4	(c) Aggregate contributions	(d) Type of contribution
1027		\$ 10000.	Person <input checked="" type="checkbox"/> Payroll <input type="checkbox"/> Noncash <input type="checkbox"/> (Complete Part II if there is a noncash contribution.)
1028		\$ 9982.	Person <input checked="" type="checkbox"/> Payroll <input type="checkbox"/> Noncash <input type="checkbox"/> (Complete Part II if there is a noncash contribution.)
1029		\$ 250000.	Person <input checked="" type="checkbox"/> Payroll <input type="checkbox"/> Noncash <input type="checkbox"/> (Complete Part II if there is a noncash contribution.)
1030		\$ 17500.	Person <input checked="" type="checkbox"/> Payroll <input type="checkbox"/> Noncash <input type="checkbox"/> (Complete Part II if there is a noncash contribution.)
1031		\$ 10000.	Person <input checked="" type="checkbox"/> Payroll <input type="checkbox"/> Noncash <input type="checkbox"/> (Complete Part II if there is a noncash contribution.)
1032		\$ 100000.	Person <input checked="" type="checkbox"/> Payroll <input type="checkbox"/> Noncash <input type="checkbox"/> (Complete Part II if there is a noncash contribution.)

Name of organization

Employer identification number

Chamber of Commerce of the USA

53-0045720

Part I Contributors (see instructions)

(a) No.	(b) Name, address, and ZIP + 4	(c) Aggregate contributions	(d) Type of contribution
1033		\$ 5000.	Person <input checked="" type="checkbox"/> Payroll <input type="checkbox"/> Noncash <input type="checkbox"/> (Complete Part II if there is a noncash contribution.)
1034		\$ 10000.	Person <input checked="" type="checkbox"/> Payroll <input type="checkbox"/> Noncash <input type="checkbox"/> (Complete Part II if there is a noncash contribution.)
1035		\$ 100000.	Person <input checked="" type="checkbox"/> Payroll <input type="checkbox"/> Noncash <input type="checkbox"/> (Complete Part II if there is a noncash contribution.)
1036		\$ 25000.	Person <input checked="" type="checkbox"/> Payroll <input type="checkbox"/> Noncash <input type="checkbox"/> (Complete Part II if there is a noncash contribution.)
1037		\$ 20000.	Person <input checked="" type="checkbox"/> Payroll <input type="checkbox"/> Noncash <input type="checkbox"/> (Complete Part II if there is a noncash contribution.)
1038		\$ 10000.	Person <input checked="" type="checkbox"/> Payroll <input type="checkbox"/> Noncash <input type="checkbox"/> (Complete Part II if there is a noncash contribution.)

Name of organization Chamber of Commerce of the USA	Employer identification number 53-0045720
---	---

Part I Contributors (see instructions)

(a) No.	(b) Name, address, and ZIP + 4	(c) Aggregate contributions	(d) Type of contribution
1039		\$ 270000.	Person <input checked="" type="checkbox"/> Payroll <input type="checkbox"/> Noncash <input type="checkbox"/> (Complete Part II if there is a noncash contribution.)
1040		\$ 25000.	Person <input checked="" type="checkbox"/> Payroll <input type="checkbox"/> Noncash <input type="checkbox"/> (Complete Part II if there is a noncash contribution.)
1041		\$ 5000.	Person <input checked="" type="checkbox"/> Payroll <input type="checkbox"/> Noncash <input type="checkbox"/> (Complete Part II if there is a noncash contribution.)
1042		\$ 20000.	Person <input checked="" type="checkbox"/> Payroll <input type="checkbox"/> Noncash <input type="checkbox"/> (Complete Part II if there is a noncash contribution.)
1043		\$ 720000.	Person <input checked="" type="checkbox"/> Payroll <input type="checkbox"/> Noncash <input type="checkbox"/> (Complete Part II if there is a noncash contribution.)
1044		\$ 50000.	Person <input checked="" type="checkbox"/> Payroll <input type="checkbox"/> Noncash <input type="checkbox"/> (Complete Part II if there is a noncash contribution.)

Name of organization

Employer identification number

Chamber of Commerce of the USA

53-0045720

Part I Contributors (see instructions)

(a) No.	(b) Name, address, and ZIP + 4	(c) Aggregate contributions	(d) Type of contribution
1045		\$ 100000.	Person <input checked="" type="checkbox"/> Payroll <input type="checkbox"/> Noncash <input type="checkbox"/> (Complete Part II if there is a noncash contribution.)
1046		\$ 15354500.	Person <input checked="" type="checkbox"/> Payroll <input type="checkbox"/> Noncash <input type="checkbox"/> (Complete Part II if there is a noncash contribution.)
1047		\$ 5000.	Person <input checked="" type="checkbox"/> Payroll <input type="checkbox"/> Noncash <input type="checkbox"/> (Complete Part II if there is a noncash contribution.)
1048		\$ 5000.	Person <input checked="" type="checkbox"/> Payroll <input type="checkbox"/> Noncash <input type="checkbox"/> (Complete Part II if there is a noncash contribution.)
1049		\$ 7500.	Person <input checked="" type="checkbox"/> Payroll <input type="checkbox"/> Noncash <input type="checkbox"/> (Complete Part II if there is a noncash contribution.)
1050		\$ 10000.	Person <input checked="" type="checkbox"/> Payroll <input type="checkbox"/> Noncash <input type="checkbox"/> (Complete Part II if there is a noncash contribution.)

Name of organization Chamber of Commerce of the USA	Employer identification number 53-0045720
---	---

Part I Contributors (see instructions)

(a) No.	(b) Name, address, and ZIP + 4	(c) Aggregate contributions	(d) Type of contribution
1051		\$ 20000.	Person <input checked="" type="checkbox"/> Payroll <input type="checkbox"/> Noncash <input type="checkbox"/> (Complete Part II if there is a noncash contribution.)
1052		\$ 7500.	Person <input checked="" type="checkbox"/> Payroll <input type="checkbox"/> Noncash <input type="checkbox"/> (Complete Part II if there is a noncash contribution.)
1053		\$ 100000.	Person <input checked="" type="checkbox"/> Payroll <input type="checkbox"/> Noncash <input type="checkbox"/> (Complete Part II if there is a noncash contribution.)
1054		\$ 6000.	Person <input checked="" type="checkbox"/> Payroll <input type="checkbox"/> Noncash <input type="checkbox"/> (Complete Part II if there is a noncash contribution.)
1055		\$ 20000.	Person <input checked="" type="checkbox"/> Payroll <input type="checkbox"/> Noncash <input type="checkbox"/> (Complete Part II if there is a noncash contribution.)
1056		\$ 25000.	Person <input checked="" type="checkbox"/> Payroll <input type="checkbox"/> Noncash <input type="checkbox"/> (Complete Part II if there is a noncash contribution.)

Name of organization

Employer identification number

Chamber of Commerce of the USA

53-0045720

Part I Contributors (see instructions)

(a) No.	(b) Name, address, and ZIP + 4	(c) Aggregate contributions	(d) Type of contribution
1057		\$ 100000.	Person <input checked="" type="checkbox"/> Payroll <input type="checkbox"/> Noncash <input type="checkbox"/> (Complete Part II if there is a noncash contribution.)
1058		\$ 5000.	Person <input checked="" type="checkbox"/> Payroll <input type="checkbox"/> Noncash <input type="checkbox"/> (Complete Part II if there is a noncash contribution.)
1059		\$ 6000.	Person <input checked="" type="checkbox"/> Payroll <input type="checkbox"/> Noncash <input type="checkbox"/> (Complete Part II if there is a noncash contribution.)
1060		\$ 20000.	Person <input checked="" type="checkbox"/> Payroll <input type="checkbox"/> Noncash <input type="checkbox"/> (Complete Part II if there is a noncash contribution.)
1061		\$ 10000.	Person <input checked="" type="checkbox"/> Payroll <input type="checkbox"/> Noncash <input type="checkbox"/> (Complete Part II if there is a noncash contribution.)
1062		\$ 1040000.	Person <input checked="" type="checkbox"/> Payroll <input type="checkbox"/> Noncash <input type="checkbox"/> (Complete Part II if there is a noncash contribution.)

Name of organization

Employer identification number

Chamber of Commerce of the USA

53-0045720

Part I Contributors (see instructions)

(a) No.	(b) Name, address, and ZIP + 4	(c) Aggregate contributions	(d) Type of contribution
1063		\$ 10000.	Person <input checked="" type="checkbox"/> Payroll <input type="checkbox"/> Noncash <input type="checkbox"/> (Complete Part II if there is a noncash contribution.)
1064		\$ 5000.	Person <input checked="" type="checkbox"/> Payroll <input type="checkbox"/> Noncash <input type="checkbox"/> (Complete Part II if there is a noncash contribution.)
1065		\$ 10000.	Person <input checked="" type="checkbox"/> Payroll <input type="checkbox"/> Noncash <input type="checkbox"/> (Complete Part II if there is a noncash contribution.)
1066		\$ 20000.	Person <input checked="" type="checkbox"/> Payroll <input type="checkbox"/> Noncash <input type="checkbox"/> (Complete Part II if there is a noncash contribution.)
1067		\$ 6500.	Person <input checked="" type="checkbox"/> Payroll <input type="checkbox"/> Noncash <input type="checkbox"/> (Complete Part II if there is a noncash contribution.)
1068		\$ 30000.	Person <input checked="" type="checkbox"/> Payroll <input type="checkbox"/> Noncash <input type="checkbox"/> (Complete Part II if there is a noncash contribution.)

Name of organization

Employer identification number

Chamber of Commerce of the USA

53-0045720

Part I Contributors (see instructions)

(a) No.	(b) Name, address, and ZIP + 4	(c) Aggregate contributions	(d) Type of contribution
1069		\$ 6000.	Person <input checked="" type="checkbox"/> Payroll <input type="checkbox"/> Noncash <input type="checkbox"/> (Complete Part II if there is a noncash contribution.)
1070		\$ 200000.	Person <input checked="" type="checkbox"/> Payroll <input type="checkbox"/> Noncash <input type="checkbox"/> (Complete Part II if there is a noncash contribution.)
1071		\$ 7500.	Person <input checked="" type="checkbox"/> Payroll <input type="checkbox"/> Noncash <input type="checkbox"/> (Complete Part II if there is a noncash contribution.)
1072		\$ 14976.	Person <input checked="" type="checkbox"/> Payroll <input type="checkbox"/> Noncash <input type="checkbox"/> (Complete Part II if there is a noncash contribution.)
1073		\$ 7500.	Person <input checked="" type="checkbox"/> Payroll <input type="checkbox"/> Noncash <input type="checkbox"/> (Complete Part II if there is a noncash contribution.)
1074		\$ 5000.	Person <input checked="" type="checkbox"/> Payroll <input type="checkbox"/> Noncash <input type="checkbox"/> (Complete Part II if there is a noncash contribution.)

Name of organization Chamber of Commerce of the USA	Employer identification number 53-0045720
---	---

Part I Contributors (see instructions)

(a) No.	(b) Name, address, and ZIP + 4	(c) Aggregate contributions	(d) Type of contribution
1075		\$ 5500.	Person <input checked="" type="checkbox"/> Payroll <input type="checkbox"/> Noncash <input type="checkbox"/> (Complete Part II if there is a noncash contribution.)
1076		\$ 15000.	Person <input checked="" type="checkbox"/> Payroll <input type="checkbox"/> Noncash <input type="checkbox"/> (Complete Part II if there is a noncash contribution.)
1077		\$ 100000.	Person <input checked="" type="checkbox"/> Payroll <input type="checkbox"/> Noncash <input type="checkbox"/> (Complete Part II if there is a noncash contribution.)
1078		\$ 5000.	Person <input checked="" type="checkbox"/> Payroll <input type="checkbox"/> Noncash <input type="checkbox"/> (Complete Part II if there is a noncash contribution.)
1079		\$ 7500.	Person <input checked="" type="checkbox"/> Payroll <input type="checkbox"/> Noncash <input type="checkbox"/> (Complete Part II if there is a noncash contribution.)
1080		\$ 7500.	Person <input checked="" type="checkbox"/> Payroll <input type="checkbox"/> Noncash <input type="checkbox"/> (Complete Part II if there is a noncash contribution.)

Name of organization

Employer identification number

Chamber of Commerce of the USA

53-0045720

Part I Contributors (see instructions)

(a) No.	(b) Name, address, and ZIP + 4	(c) Aggregate contributions	(d) Type of contribution
1081		\$ 50000.	Person <input checked="" type="checkbox"/> Payroll <input type="checkbox"/> Noncash <input type="checkbox"/> (Complete Part II if there is a noncash contribution.)
1082		\$ 5000.	Person <input checked="" type="checkbox"/> Payroll <input type="checkbox"/> Noncash <input type="checkbox"/> (Complete Part II if there is a noncash contribution.)
1083		\$ 7500.	Person <input checked="" type="checkbox"/> Payroll <input type="checkbox"/> Noncash <input type="checkbox"/> (Complete Part II if there is a noncash contribution.)
1084		\$ 10000.	Person <input checked="" type="checkbox"/> Payroll <input type="checkbox"/> Noncash <input type="checkbox"/> (Complete Part II if there is a noncash contribution.)
1085		\$ 5000.	Person <input checked="" type="checkbox"/> Payroll <input type="checkbox"/> Noncash <input type="checkbox"/> (Complete Part II if there is a noncash contribution.)
1086		\$ 5000.	Person <input checked="" type="checkbox"/> Payroll <input type="checkbox"/> Noncash <input type="checkbox"/> (Complete Part II if there is a noncash contribution.)

Name of organization Chamber of Commerce of the USA	Employer identification number 53-0045720
---	---

Part I Contributors (see instructions)

(a) No.	(b) Name, address, and ZIP + 4	(c) Aggregate contributions	(d) Type of contribution
1087		\$ 25000.	Person <input checked="" type="checkbox"/> Payroll <input type="checkbox"/> Noncash <input type="checkbox"/> (Complete Part II if there is a noncash contribution.)
1088		\$ 25000.	Person <input checked="" type="checkbox"/> Payroll <input type="checkbox"/> Noncash <input type="checkbox"/> (Complete Part II if there is a noncash contribution.)
1089		\$ 25000.	Person <input checked="" type="checkbox"/> Payroll <input type="checkbox"/> Noncash <input type="checkbox"/> (Complete Part II if there is a noncash contribution.)
1090		\$ 30000.	Person <input checked="" type="checkbox"/> Payroll <input type="checkbox"/> Noncash <input type="checkbox"/> (Complete Part II if there is a noncash contribution.)
1091		\$ 7480.	Person <input checked="" type="checkbox"/> Payroll <input type="checkbox"/> Noncash <input type="checkbox"/> (Complete Part II if there is a noncash contribution.)
1092		\$ 260000.	Person <input checked="" type="checkbox"/> Payroll <input type="checkbox"/> Noncash <input type="checkbox"/> (Complete Part II if there is a noncash contribution.)

Name of organization

Employer identification number

Chamber of Commerce of the USA

53-0045720

Part I Contributors (see instructions)

(a) No.	(b) Name, address, and ZIP + 4	(c) Aggregate contributions	(d) Type of contribution
1093		\$ 10000.	Person <input checked="" type="checkbox"/> Payroll <input type="checkbox"/> Noncash <input type="checkbox"/> (Complete Part II if there is a noncash contribution.)
1094		\$ 25000.	Person <input checked="" type="checkbox"/> Payroll <input type="checkbox"/> Noncash <input type="checkbox"/> (Complete Part II if there is a noncash contribution.)
1095		\$ 50000.	Person <input checked="" type="checkbox"/> Payroll <input type="checkbox"/> Noncash <input type="checkbox"/> (Complete Part II if there is a noncash contribution.)
1096		\$ 15000.	Person <input checked="" type="checkbox"/> Payroll <input type="checkbox"/> Noncash <input type="checkbox"/> (Complete Part II if there is a noncash contribution.)
1097		\$ 200000.	Person <input checked="" type="checkbox"/> Payroll <input type="checkbox"/> Noncash <input type="checkbox"/> (Complete Part II if there is a noncash contribution.)
1098		\$ 5000.	Person <input checked="" type="checkbox"/> Payroll <input type="checkbox"/> Noncash <input type="checkbox"/> (Complete Part II if there is a noncash contribution.)

Name of organization Chamber of Commerce of the USA	Employer identification number 53-0045720
---	---

Part I Contributors (see instructions)

(a) No.	(b) Name, address, and ZIP + 4	(c) Aggregate contributions	(d) Type of contribution
1099		\$ 7500.	Person <input checked="" type="checkbox"/> Payroll <input type="checkbox"/> Noncash <input type="checkbox"/> (Complete Part II if there is a noncash contribution.)
1100		\$ 10000.	Person <input checked="" type="checkbox"/> Payroll <input type="checkbox"/> Noncash <input type="checkbox"/> (Complete Part II if there is a noncash contribution.)
1101		\$ 375000.	Person <input checked="" type="checkbox"/> Payroll <input type="checkbox"/> Noncash <input type="checkbox"/> (Complete Part II if there is a noncash contribution.)
1102		\$ 7481.	Person <input checked="" type="checkbox"/> Payroll <input type="checkbox"/> Noncash <input type="checkbox"/> (Complete Part II if there is a noncash contribution.)
1103		\$ 5000.	Person <input checked="" type="checkbox"/> Payroll <input type="checkbox"/> Noncash <input type="checkbox"/> (Complete Part II if there is a noncash contribution.)
1104		\$ 100000.	Person <input checked="" type="checkbox"/> Payroll <input type="checkbox"/> Noncash <input type="checkbox"/> (Complete Part II if there is a noncash contribution.)

Name of organization

Employer identification number

Chamber of Commerce of the USA

53-0045720

Part I Contributors (see instructions)

(a) No.	(b) Name, address, and ZIP + 4	(c) Aggregate contributions	(d) Type of contribution
1105		\$ 200000.	Person <input checked="" type="checkbox"/> Payroll <input type="checkbox"/> Noncash <input type="checkbox"/> (Complete Part II if there is a noncash contribution.)
1106		\$ 50000.	Person <input checked="" type="checkbox"/> Payroll <input type="checkbox"/> Noncash <input type="checkbox"/> (Complete Part II if there is a noncash contribution.)
1107		\$ 8500.	Person <input checked="" type="checkbox"/> Payroll <input type="checkbox"/> Noncash <input type="checkbox"/> (Complete Part II if there is a noncash contribution.)
1108		\$ 100000.	Person <input checked="" type="checkbox"/> Payroll <input type="checkbox"/> Noncash <input type="checkbox"/> (Complete Part II if there is a noncash contribution.)
1109		\$ 131000.	Person <input checked="" type="checkbox"/> Payroll <input type="checkbox"/> Noncash <input type="checkbox"/> (Complete Part II if there is a noncash contribution.)
1110		\$ 50000.	Person <input checked="" type="checkbox"/> Payroll <input type="checkbox"/> Noncash <input type="checkbox"/> (Complete Part II if there is a noncash contribution.)

Name of organization

Employer identification number

Chamber of Commerce of the USA

53-0045720

Part I Contributors (see instructions)

(a) No.	(b) Name, address, and ZIP + 4	(c) Aggregate contributions	(d) Type of contribution
1111		\$ 10000.	Person <input checked="" type="checkbox"/> Payroll <input type="checkbox"/> Noncash <input type="checkbox"/> (Complete Part II if there is a noncash contribution.)
1112		\$ 50000.	Person <input checked="" type="checkbox"/> Payroll <input type="checkbox"/> Noncash <input type="checkbox"/> (Complete Part II if there is a noncash contribution.)
1113		\$ 5000.	Person <input checked="" type="checkbox"/> Payroll <input type="checkbox"/> Noncash <input type="checkbox"/> (Complete Part II if there is a noncash contribution.)
1114		\$ 10000.	Person <input checked="" type="checkbox"/> Payroll <input type="checkbox"/> Noncash <input type="checkbox"/> (Complete Part II if there is a noncash contribution.)
1115		\$ 27500.	Person <input checked="" type="checkbox"/> Payroll <input type="checkbox"/> Noncash <input type="checkbox"/> (Complete Part II if there is a noncash contribution.)
1116		\$ 20000.	Person <input checked="" type="checkbox"/> Payroll <input type="checkbox"/> Noncash <input type="checkbox"/> (Complete Part II if there is a noncash contribution.)

Name of organization

Chamber of Commerce of the USA

Employer identification number

53-0045720

Part I Contributors (see instructions).

(a) No.	(b) Name, address, and ZIP + 4	(c) Aggregate contributions	(d) Type of contribution
1117		\$ 10000.	Person <input checked="" type="checkbox"/> Payroll <input type="checkbox"/> Noncash <input type="checkbox"/> (Complete Part II if there is a noncash contribution.)
1118		\$ 200000.	Person <input checked="" type="checkbox"/> Payroll <input type="checkbox"/> Noncash <input type="checkbox"/> (Complete Part II if there is a noncash contribution.)
1119		\$ 25000.	Person <input checked="" type="checkbox"/> Payroll <input type="checkbox"/> Noncash <input type="checkbox"/> (Complete Part II if there is a noncash contribution.)
1120		\$ 117500.	Person <input checked="" type="checkbox"/> Payroll <input type="checkbox"/> Noncash <input type="checkbox"/> (Complete Part II if there is a noncash contribution.)
1121		\$ 5000.	Person <input checked="" type="checkbox"/> Payroll <input type="checkbox"/> Noncash <input type="checkbox"/> (Complete Part II if there is a noncash contribution.)
1122		\$ 15000.	Person <input checked="" type="checkbox"/> Payroll <input type="checkbox"/> Noncash <input type="checkbox"/> (Complete Part II if there is a noncash contribution.)

Name of organization Chamber of Commerce of the USA	Employer identification number 53-0045720
---	---

Part I Contributors (see instructions)

(a) No.	(b) Name, address, and ZIP + 4	(c) Aggregate contributions	(d) Type of contribution
<u>1123</u>	_____ _____ _____	\$ <u>16000.</u>	Person <input checked="" type="checkbox"/> Payroll <input type="checkbox"/> Noncash <input type="checkbox"/> (Complete Part II if there is a noncash contribution.)
<u>1124</u>	_____ _____ _____	\$ <u>10000.</u>	Person <input checked="" type="checkbox"/> Payroll <input type="checkbox"/> Noncash <input type="checkbox"/> (Complete Part II if there is a noncash contribution.)
<u>1125</u>	_____ _____ _____	\$ <u>5000.</u>	Person <input checked="" type="checkbox"/> Payroll <input type="checkbox"/> Noncash <input type="checkbox"/> (Complete Part II if there is a noncash contribution.)
<u>1126</u>	_____ _____ _____	\$ <u>200000.</u>	Person <input checked="" type="checkbox"/> Payroll <input type="checkbox"/> Noncash <input type="checkbox"/> (Complete Part II if there is a noncash contribution.)
<u>1127</u>	_____ _____ _____	\$ <u>57500.</u>	Person <input checked="" type="checkbox"/> Payroll <input type="checkbox"/> Noncash <input type="checkbox"/> (Complete Part II if there is a noncash contribution.)
<u>1128</u>	_____ _____ _____	\$ <u>10000.</u>	Person <input checked="" type="checkbox"/> Payroll <input type="checkbox"/> Noncash <input type="checkbox"/> (Complete Part II if there is a noncash contribution.)

Name of organization

Employer identification number

Chamber of Commerce of the USA

53-0045720

Part I Contributors (see instructions)

(a) No.	(b) Name, address, and ZIP + 4	(c) Aggregate contributions	(d) Type of contribution
1129		\$ 125000.	Person <input checked="" type="checkbox"/> Payroll <input type="checkbox"/> Noncash <input type="checkbox"/> (Complete Part II if there is a noncash contribution.)
1130		\$ 50000.	Person <input checked="" type="checkbox"/> Payroll <input type="checkbox"/> Noncash <input type="checkbox"/> (Complete Part II if there is a noncash contribution.)
1131		\$ 12500.	Person <input checked="" type="checkbox"/> Payroll <input type="checkbox"/> Noncash <input type="checkbox"/> (Complete Part II if there is a noncash contribution.)
1132		\$ 60000.	Person <input checked="" type="checkbox"/> Payroll <input type="checkbox"/> Noncash <input type="checkbox"/> (Complete Part II if there is a noncash contribution.)
1133		\$ 50000.	Person <input checked="" type="checkbox"/> Payroll <input type="checkbox"/> Noncash <input type="checkbox"/> (Complete Part II if there is a noncash contribution.)
1134		\$ 100000.	Person <input checked="" type="checkbox"/> Payroll <input type="checkbox"/> Noncash <input type="checkbox"/> (Complete Part II if there is a noncash contribution.)

Name of organization

Employer identification number

Chamber of Commerce of the USA

53-0045720

Part I Contributors (see instructions)

(a) No.	(b) Name, address, and ZIP + 4	(c) Aggregate contributions	(d) Type of contribution
1135		\$ 10000.	Person <input checked="" type="checkbox"/> Payroll <input type="checkbox"/> Noncash <input type="checkbox"/> (Complete Part II if there is a noncash contribution.)
1136		\$ 100000.	Person <input checked="" type="checkbox"/> Payroll <input type="checkbox"/> Noncash <input type="checkbox"/> (Complete Part II if there is a noncash contribution.)
1137		\$ 100000.	Person <input checked="" type="checkbox"/> Payroll <input type="checkbox"/> Noncash <input type="checkbox"/> (Complete Part II if there is a noncash contribution.)
1138		\$ 5000.	Person <input checked="" type="checkbox"/> Payroll <input type="checkbox"/> Noncash <input type="checkbox"/> (Complete Part II if there is a noncash contribution.)
1139		\$ 10000.	Person <input checked="" type="checkbox"/> Payroll <input type="checkbox"/> Noncash <input type="checkbox"/> (Complete Part II if there is a noncash contribution.)
1140		\$ 100000.	Person <input checked="" type="checkbox"/> Payroll <input type="checkbox"/> Noncash <input type="checkbox"/> (Complete Part II if there is a noncash contribution.)

Name of organization

Employer identification number

Chamber of Commerce of the USA

53-0045720

Part I Contributors (see instructions)

(a) No.	(b) Name, address, and ZIP + 4	(c) Aggregate contributions	(d) Type of contribution
1141		\$ 102500.	Person <input checked="" type="checkbox"/> Payroll <input type="checkbox"/> Noncash <input type="checkbox"/> (Complete Part II if there is a noncash contribution.)
1142		\$ 81660.	Person <input checked="" type="checkbox"/> Payroll <input type="checkbox"/> Noncash <input type="checkbox"/> (Complete Part II if there is a noncash contribution.)
1143		\$ 25000.	Person <input checked="" type="checkbox"/> Payroll <input type="checkbox"/> Noncash <input type="checkbox"/> (Complete Part II if there is a noncash contribution.)
1144		\$ 10000.	Person <input checked="" type="checkbox"/> Payroll <input type="checkbox"/> Noncash <input type="checkbox"/> (Complete Part II if there is a noncash contribution.)
1145		\$ 48000.	Person <input checked="" type="checkbox"/> Payroll <input type="checkbox"/> Noncash <input type="checkbox"/> (Complete Part II if there is a noncash contribution.)
1146		\$ 15000.	Person <input checked="" type="checkbox"/> Payroll <input type="checkbox"/> Noncash <input type="checkbox"/> (Complete Part II if there is a noncash contribution.)

Name of organization Chamber of Commerce of the USA	Employer identification number 53-0045720
---	---

Part I Contributors (see instructions)

(a) No.	(b) Name, address, and ZIP + 4	(c) Aggregate contributions	(d) Type of contribution
1147		\$ 153000.	Person <input checked="" type="checkbox"/> Payroll <input type="checkbox"/> Noncash <input type="checkbox"/> (Complete Part II if there is a noncash contribution.)
1148		\$ 7480.	Person <input checked="" type="checkbox"/> Payroll <input type="checkbox"/> Noncash <input type="checkbox"/> (Complete Part II if there is a noncash contribution.)
1149		\$ 15000.	Person <input checked="" type="checkbox"/> Payroll <input type="checkbox"/> Noncash <input type="checkbox"/> (Complete Part II if there is a noncash contribution.)
1150		\$ 7500.	Person <input checked="" type="checkbox"/> Payroll <input type="checkbox"/> Noncash <input type="checkbox"/> (Complete Part II if there is a noncash contribution.)
1151		\$ 5000.	Person <input checked="" type="checkbox"/> Payroll <input type="checkbox"/> Noncash <input type="checkbox"/> (Complete Part II if there is a noncash contribution.)
1152		\$ 600000.	Person <input checked="" type="checkbox"/> Payroll <input type="checkbox"/> Noncash <input type="checkbox"/> (Complete Part II if there is a noncash contribution.)

Name of organization

Employer identification number

Chamber of Commerce of the USA

53-0045720

Part I Contributors (see instructions)

(a) No.	(b) Name, address, and ZIP + 4	(c) Aggregate contributions	(d) Type of contribution
1153		\$ 10000.	Person <input checked="" type="checkbox"/> Payroll <input type="checkbox"/> Noncash <input type="checkbox"/> (Complete Part II if there is a noncash contribution.)
1154		\$ 50000.	Person <input checked="" type="checkbox"/> Payroll <input type="checkbox"/> Noncash <input type="checkbox"/> (Complete Part II if there is a noncash contribution.)
1155		\$ 8000.	Person <input checked="" type="checkbox"/> Payroll <input type="checkbox"/> Noncash <input type="checkbox"/> (Complete Part II if there is a noncash contribution.)
1156		\$ 7500.	Person <input checked="" type="checkbox"/> Payroll <input type="checkbox"/> Noncash <input type="checkbox"/> (Complete Part II if there is a noncash contribution.)
1157		\$ 10000.	Person <input checked="" type="checkbox"/> Payroll <input type="checkbox"/> Noncash <input type="checkbox"/> (Complete Part II if there is a noncash contribution.)
1158		\$ 35000.	Person <input checked="" type="checkbox"/> Payroll <input type="checkbox"/> Noncash <input type="checkbox"/> (Complete Part II if there is a noncash contribution.)

Name of organization Chamber of Commerce of the USA	Employer identification number 53-0045720
---	---

Part I Contributors (see instructions)

(a) No.	(b) Name, address, and ZIP + 4	(c) Aggregate contributions	(d) Type of contribution
1159		\$ <u>10000.</u>	Person <input checked="" type="checkbox"/> Payroll <input type="checkbox"/> Noncash <input type="checkbox"/> (Complete Part II if there is a noncash contribution.)
1160		\$ <u>10000.</u>	Person <input checked="" type="checkbox"/> Payroll <input type="checkbox"/> Noncash <input type="checkbox"/> (Complete Part II if there is a noncash contribution.)
1161		\$ <u>50000.</u>	Person <input checked="" type="checkbox"/> Payroll <input type="checkbox"/> Noncash <input type="checkbox"/> (Complete Part II if there is a noncash contribution.)
1162		\$ <u>11440.</u>	Person <input checked="" type="checkbox"/> Payroll <input type="checkbox"/> Noncash <input type="checkbox"/> (Complete Part II if there is a noncash contribution.)
1163		\$ <u>25000.</u>	Person <input checked="" type="checkbox"/> Payroll <input type="checkbox"/> Noncash <input type="checkbox"/> (Complete Part II if there is a noncash contribution.)
1164		\$ <u>12500.</u>	Person <input checked="" type="checkbox"/> Payroll <input type="checkbox"/> Noncash <input type="checkbox"/> (Complete Part II if there is a noncash contribution.)

Name of organization

Employer identification number

Chamber of Commerce of the USA

53-0045720

Part I Contributors (see instructions)

(a) No.	(b) Name, address, and ZIP + 4	(c) Aggregate contributions	(d) Type of contribution
1165		\$ 5000.	Person <input checked="" type="checkbox"/> Payroll <input type="checkbox"/> Noncash <input type="checkbox"/> (Complete Part II if there is a noncash contribution.)
1166		\$ 5000.	Person <input checked="" type="checkbox"/> Payroll <input type="checkbox"/> Noncash <input type="checkbox"/> (Complete Part II if there is a noncash contribution.)
1167		\$ 100000.	Person <input checked="" type="checkbox"/> Payroll <input type="checkbox"/> Noncash <input type="checkbox"/> (Complete Part II if there is a noncash contribution.)
1168		\$ 30000.	Person <input checked="" type="checkbox"/> Payroll <input type="checkbox"/> Noncash <input type="checkbox"/> (Complete Part II if there is a noncash contribution.)
1169		\$ 7200.	Person <input checked="" type="checkbox"/> Payroll <input type="checkbox"/> Noncash <input type="checkbox"/> (Complete Part II if there is a noncash contribution.)
1170		\$ 15000.	Person <input checked="" type="checkbox"/> Payroll <input type="checkbox"/> Noncash <input type="checkbox"/> (Complete Part II if there is a noncash contribution.)

Name of organization

Employer identification number

Chamber of Commerce of the USA

53-0045720

Part I Contributors (see instructions)

(a) No.	(b) Name, address, and ZIP + 4	(c) Aggregate contributions	(d) Type of contribution
1171		\$ 32000.	Person <input checked="" type="checkbox"/> Payroll <input type="checkbox"/> Noncash <input type="checkbox"/> (Complete Part II if there is a noncash contribution.)
1172		\$ 15000.	Person <input checked="" type="checkbox"/> Payroll <input type="checkbox"/> Noncash <input type="checkbox"/> (Complete Part II if there is a noncash contribution.)
1173		\$ 25000.	Person <input checked="" type="checkbox"/> Payroll <input type="checkbox"/> Noncash <input type="checkbox"/> (Complete Part II if there is a noncash contribution.)
1174		\$ 54960.	Person <input checked="" type="checkbox"/> Payroll <input type="checkbox"/> Noncash <input type="checkbox"/> (Complete Part II if there is a noncash contribution.)
1175		\$ 55000.	Person <input checked="" type="checkbox"/> Payroll <input type="checkbox"/> Noncash <input type="checkbox"/> (Complete Part II if there is a noncash contribution.)
1176		\$ 20000.	Person <input checked="" type="checkbox"/> Payroll <input type="checkbox"/> Noncash <input type="checkbox"/> (Complete Part II if there is a noncash contribution.)

Name of organization

Employer identification number

Chamber of Commerce of the USA

53-0045720

Part I Contributors (see instructions)

(a) No.	(b) Name, address, and ZIP + 4	(c) Aggregate contributions	(d) Type of contribution
1177		\$ 25000.	Person <input checked="" type="checkbox"/> Payroll <input type="checkbox"/> Noncash <input type="checkbox"/> (Complete Part II if there is a noncash contribution.)
1178		\$ 13000.	Person <input checked="" type="checkbox"/> Payroll <input type="checkbox"/> Noncash <input type="checkbox"/> (Complete Part II if there is a noncash contribution.)
1179		\$ 200000.	Person <input checked="" type="checkbox"/> Payroll <input type="checkbox"/> Noncash <input type="checkbox"/> (Complete Part II if there is a noncash contribution.)
1180		\$ 10430.	Person <input checked="" type="checkbox"/> Payroll <input type="checkbox"/> Noncash <input type="checkbox"/> (Complete Part II if there is a noncash contribution.)
1181		\$ 5000.	Person <input checked="" type="checkbox"/> Payroll <input type="checkbox"/> Noncash <input type="checkbox"/> (Complete Part II if there is a noncash contribution.)
1182		\$ 12500.	Person <input checked="" type="checkbox"/> Payroll <input type="checkbox"/> Noncash <input type="checkbox"/> (Complete Part II if there is a noncash contribution.)

Name of organization

Employer identification number

Chamber of Commerce of the USA

53-0045720

Part I Contributors (see instructions)

(a) No.	(b) Name, address, and ZIP + 4	(c) Aggregate contributions	(d) Type of contribution
1183		\$ 10000.	Person <input checked="" type="checkbox"/> Payroll <input type="checkbox"/> Noncash <input type="checkbox"/> (Complete Part II if there is a noncash contribution.)
1184		\$ 200000.	Person <input checked="" type="checkbox"/> Payroll <input type="checkbox"/> Noncash <input type="checkbox"/> (Complete Part II if there is a noncash contribution.)
1185		\$ 200000.	Person <input checked="" type="checkbox"/> Payroll <input type="checkbox"/> Noncash <input type="checkbox"/> (Complete Part II if there is a noncash contribution.)
1186		\$ 10500.	Person <input checked="" type="checkbox"/> Payroll <input type="checkbox"/> Noncash <input type="checkbox"/> (Complete Part II if there is a noncash contribution.)
1187		\$ 25000.	Person <input checked="" type="checkbox"/> Payroll <input type="checkbox"/> Noncash <input type="checkbox"/> (Complete Part II if there is a noncash contribution.)
1188		\$ 8000.	Person <input checked="" type="checkbox"/> Payroll <input type="checkbox"/> Noncash <input type="checkbox"/> (Complete Part II if there is a noncash contribution.)

Name of organization

Employer identification number

Chamber of Commerce of the USA

53-0045720

Part I Contributors (see instructions)

(a) No.	(b) Name, address, and ZIP + 4	(c) Aggregate contributions	(d) Type of contribution
1189		\$ 11000.	Person <input checked="" type="checkbox"/> Payroll <input type="checkbox"/> Noncash <input type="checkbox"/> (Complete Part II if there is a noncash contribution.)
1190		\$ 100000.	Person <input checked="" type="checkbox"/> Payroll <input type="checkbox"/> Noncash <input type="checkbox"/> (Complete Part II if there is a noncash contribution.)
1191		\$ 5000.	Person <input checked="" type="checkbox"/> Payroll <input type="checkbox"/> Noncash <input type="checkbox"/> (Complete Part II if there is a noncash contribution.)
1192		\$ 25000.	Person <input checked="" type="checkbox"/> Payroll <input type="checkbox"/> Noncash <input type="checkbox"/> (Complete Part II if there is a noncash contribution.)
1193		\$ 10000.	Person <input checked="" type="checkbox"/> Payroll <input type="checkbox"/> Noncash <input type="checkbox"/> (Complete Part II if there is a noncash contribution.)
1194		\$ 7500.	Person <input checked="" type="checkbox"/> Payroll <input type="checkbox"/> Noncash <input type="checkbox"/> (Complete Part II if there is a noncash contribution.)

Name of organization Chamber of Commerce of the USA	Employer identification number 53-0045720
---	---

Part I Contributors (see instructions)

(a) No.	(b) Name, address, and ZIP + 4	(c) Aggregate contributions	(d) Type of contribution
1195		\$ 35000.	Person <input checked="" type="checkbox"/> Payroll <input type="checkbox"/> Noncash <input type="checkbox"/> (Complete Part II if there is a noncash contribution.)
1196		\$ 5000.	Person <input checked="" type="checkbox"/> Payroll <input type="checkbox"/> Noncash <input type="checkbox"/> (Complete Part II if there is a noncash contribution.)
1197		\$ 5000.	Person <input checked="" type="checkbox"/> Payroll <input type="checkbox"/> Noncash <input type="checkbox"/> (Complete Part II if there is a noncash contribution.)
1198		\$ 5000.	Person <input checked="" type="checkbox"/> Payroll <input type="checkbox"/> Noncash <input type="checkbox"/> (Complete Part II if there is a noncash contribution.)
1199		\$ 12000.	Person <input checked="" type="checkbox"/> Payroll <input type="checkbox"/> Noncash <input type="checkbox"/> (Complete Part II if there is a noncash contribution.)
1200		\$ 10000.	Person <input checked="" type="checkbox"/> Payroll <input type="checkbox"/> Noncash <input type="checkbox"/> (Complete Part II if there is a noncash contribution.)

Name of organization

Employer identification number

Chamber of Commerce of the USA

53-0045720

Part I Contributors (see instructions)

(a) No.	(b) Name, address, and ZIP + 4	(c) Aggregate contributions	(d) Type of contribution
1201		\$ 14000.	Person <input checked="" type="checkbox"/> Payroll <input type="checkbox"/> Noncash <input type="checkbox"/> (Complete Part II if there is a noncash contribution.)
1202		\$ 1000000.	Person <input checked="" type="checkbox"/> Payroll <input type="checkbox"/> Noncash <input type="checkbox"/> (Complete Part II if there is a noncash contribution.)
1203		\$ 5500.	Person <input checked="" type="checkbox"/> Payroll <input type="checkbox"/> Noncash <input type="checkbox"/> (Complete Part II if there is a noncash contribution.)
1204		\$ 5500.	Person <input checked="" type="checkbox"/> Payroll <input type="checkbox"/> Noncash <input type="checkbox"/> (Complete Part II if there is a noncash contribution.)
1205		\$ 50500.	Person <input checked="" type="checkbox"/> Payroll <input type="checkbox"/> Noncash <input type="checkbox"/> (Complete Part II if there is a noncash contribution.)
1206		\$ 5000.	Person <input checked="" type="checkbox"/> Payroll <input type="checkbox"/> Noncash <input type="checkbox"/> (Complete Part II if there is a noncash contribution.)

Name of organization

Employer identification number

Chamber of Commerce of the USA

53-0045720

Part I Contributors (see instructions)

(a) No.	(b) Name, address, and ZIP + 4	(c) Aggregate contributions	(d) Type of contribution
1207		\$ 60000.	Person <input checked="" type="checkbox"/> Payroll <input type="checkbox"/> Noncash <input type="checkbox"/> (Complete Part II if there is a noncash contribution.)
1208		\$ 35000.	Person <input checked="" type="checkbox"/> Payroll <input type="checkbox"/> Noncash <input type="checkbox"/> (Complete Part II if there is a noncash contribution.)
1209		\$ 10000.	Person <input checked="" type="checkbox"/> Payroll <input type="checkbox"/> Noncash <input type="checkbox"/> (Complete Part II if there is a noncash contribution.)
1210		\$ 5000.	Person <input checked="" type="checkbox"/> Payroll <input type="checkbox"/> Noncash <input type="checkbox"/> (Complete Part II if there is a noncash contribution.)
1211		\$ 25000.	Person <input checked="" type="checkbox"/> Payroll <input type="checkbox"/> Noncash <input type="checkbox"/> (Complete Part II if there is a noncash contribution.)
1212		\$ 10000.	Person <input checked="" type="checkbox"/> Payroll <input type="checkbox"/> Noncash <input type="checkbox"/> (Complete Part II if there is a noncash contribution.)

Name of organization

Employer identification number

Chamber of Commerce of the USA

53-0045720

Part I Contributors (see instructions)

(a) No.	(b) Name, address, and ZIP + 4	(c) Aggregate contributions	(d) Type of contribution
1213		\$ 5000.	Person <input checked="" type="checkbox"/> Payroll <input type="checkbox"/> Noncash <input type="checkbox"/> (Complete Part II if there is a noncash contribution.)
1214		\$ 25000.	Person <input checked="" type="checkbox"/> Payroll <input type="checkbox"/> Noncash <input type="checkbox"/> (Complete Part II if there is a noncash contribution.)
1215		\$ 15000.	Person <input checked="" type="checkbox"/> Payroll <input type="checkbox"/> Noncash <input type="checkbox"/> (Complete Part II if there is a noncash contribution.)
1216		\$ 1100000.	Person <input checked="" type="checkbox"/> Payroll <input type="checkbox"/> Noncash <input type="checkbox"/> (Complete Part II if there is a noncash contribution.)
1217		\$ 30000.	Person <input checked="" type="checkbox"/> Payroll <input type="checkbox"/> Noncash <input type="checkbox"/> (Complete Part II if there is a noncash contribution.)
1218		\$ 20000.	Person <input checked="" type="checkbox"/> Payroll <input type="checkbox"/> Noncash <input type="checkbox"/> (Complete Part II if there is a noncash contribution.)

Name of organization Chamber of Commerce of the USA	Employer identification number 53-0045720
---	---

Part I Contributors (see instructions)

(a) No.	(b) Name, address, and ZIP + 4	(c) Aggregate contributions	(d) Type of contribution
1219		\$ 15000.	Person <input checked="" type="checkbox"/> Payroll <input type="checkbox"/> Noncash <input type="checkbox"/> (Complete Part II if there is a noncash contribution.)
1220		\$ 15000.	Person <input checked="" type="checkbox"/> Payroll <input type="checkbox"/> Noncash <input type="checkbox"/> (Complete Part II if there is a noncash contribution.)
1221		\$ 5000.	Person <input checked="" type="checkbox"/> Payroll <input type="checkbox"/> Noncash <input type="checkbox"/> (Complete Part II if there is a noncash contribution.)
1222		\$ 5000.	Person <input checked="" type="checkbox"/> Payroll <input type="checkbox"/> Noncash <input type="checkbox"/> (Complete Part II if there is a noncash contribution.)
1223		\$ 5000.	Person <input checked="" type="checkbox"/> Payroll <input type="checkbox"/> Noncash <input type="checkbox"/> (Complete Part II if there is a noncash contribution.)
1224		\$ 7500.	Person <input checked="" type="checkbox"/> Payroll <input type="checkbox"/> Noncash <input type="checkbox"/> (Complete Part II if there is a noncash contribution.)

Name of organization Chamber of Commerce of the USA	Employer identification number 53-0045720
---	---

Part I Contributors (see instructions)

(a) No.	(b) Name, address, and ZIP + 4	(c) Aggregate contributions	(d) Type of contribution
1225		\$ 10000.	Person <input checked="" type="checkbox"/> Payroll <input type="checkbox"/> Noncash <input type="checkbox"/> (Complete Part II if there is a noncash contribution.)
1226		\$ 12500.	Person <input checked="" type="checkbox"/> Payroll <input type="checkbox"/> Noncash <input type="checkbox"/> (Complete Part II if there is a noncash contribution.)
1227		\$ 100000.	Person <input checked="" type="checkbox"/> Payroll <input type="checkbox"/> Noncash <input type="checkbox"/> (Complete Part II if there is a noncash contribution.)
1228		\$ 25000.	Person <input checked="" type="checkbox"/> Payroll <input type="checkbox"/> Noncash <input type="checkbox"/> (Complete Part II if there is a noncash contribution.)
1229		\$ 5000.	Person <input checked="" type="checkbox"/> Payroll <input type="checkbox"/> Noncash <input type="checkbox"/> (Complete Part II if there is a noncash contribution.)
1230		\$ 15000.	Person <input checked="" type="checkbox"/> Payroll <input type="checkbox"/> Noncash <input type="checkbox"/> (Complete Part II if there is a noncash contribution.)

Name of organization Chamber of Commerce of the USA	Employer identification number 53-0045720
---	---

Part I Contributors (see instructions)

(a) No.	(b) Name, address, and ZIP + 4	(c) Aggregate contributions	(d) Type of contribution
<u>1231</u>		\$ <u>75000.</u>	Person <input checked="" type="checkbox"/> Payroll <input type="checkbox"/> Noncash <input type="checkbox"/> (Complete Part II if there is a noncash contribution.)
<u>1232</u>		\$ <u>8275.</u>	Person <input checked="" type="checkbox"/> Payroll <input type="checkbox"/> Noncash <input type="checkbox"/> (Complete Part II if there is a noncash contribution.)
<u>1233</u>		\$ <u>5000.</u>	Person <input checked="" type="checkbox"/> Payroll <input type="checkbox"/> Noncash <input type="checkbox"/> (Complete Part II if there is a noncash contribution.)
<u>1234</u>		\$ <u>45000.</u>	Person <input checked="" type="checkbox"/> Payroll <input type="checkbox"/> Noncash <input type="checkbox"/> (Complete Part II if there is a noncash contribution.)
<u>1235</u>		\$ <u>40000.</u>	Person <input checked="" type="checkbox"/> Payroll <input type="checkbox"/> Noncash <input type="checkbox"/> (Complete Part II if there is a noncash contribution.)
<u>1236</u>		\$ <u>7500.</u>	Person <input checked="" type="checkbox"/> Payroll <input type="checkbox"/> Noncash <input type="checkbox"/> (Complete Part II if there is a noncash contribution.)

Name of organization

Employer identification number

Chamber of Commerce of the USA

53-0045720

Part I Contributors (see instructions)

(a) No.	(b) Name, address, and ZIP + 4	(c) Aggregate contributions	(d) Type of contribution
1237		\$ 15000.	Person <input checked="" type="checkbox"/> Payroll <input type="checkbox"/> Noncash <input type="checkbox"/> (Complete Part II if there is a noncash contribution.)
1238		\$ 10000.	Person <input checked="" type="checkbox"/> Payroll <input type="checkbox"/> Noncash <input type="checkbox"/> (Complete Part II if there is a noncash contribution.)
1239		\$ 90000.	Person <input checked="" type="checkbox"/> Payroll <input type="checkbox"/> Noncash <input type="checkbox"/> (Complete Part II if there is a noncash contribution.)
1240		\$ 5000.	Person <input checked="" type="checkbox"/> Payroll <input type="checkbox"/> Noncash <input type="checkbox"/> (Complete Part II if there is a noncash contribution.)
1241		\$ 13000.	Person <input checked="" type="checkbox"/> Payroll <input type="checkbox"/> Noncash <input type="checkbox"/> (Complete Part II if there is a noncash contribution.)
1242		\$ 13333.	Person <input checked="" type="checkbox"/> Payroll <input type="checkbox"/> Noncash <input type="checkbox"/> (Complete Part II if there is a noncash contribution.)

Name of organization

Employer identification number

Chamber of Commerce of the USA

53-0045720

Part I Contributors (see instructions)

(a) No.	(b) Name, address, and ZIP + 4	(c) Aggregate contributions	(d) Type of contribution
1243		\$ 10000.	Person <input checked="" type="checkbox"/> Payroll <input type="checkbox"/> Noncash <input type="checkbox"/> (Complete Part II if there is a noncash contribution.)
1244		\$ 257500.	Person <input checked="" type="checkbox"/> Payroll <input type="checkbox"/> Noncash <input type="checkbox"/> (Complete Part II if there is a noncash contribution.)
1245		\$ 20000.	Person <input checked="" type="checkbox"/> Payroll <input type="checkbox"/> Noncash <input type="checkbox"/> (Complete Part II if there is a noncash contribution.)
1246		\$ 57500.	Person <input checked="" type="checkbox"/> Payroll <input type="checkbox"/> Noncash <input type="checkbox"/> (Complete Part II if there is a noncash contribution.)
1247		\$ 5000.	Person <input checked="" type="checkbox"/> Payroll <input type="checkbox"/> Noncash <input type="checkbox"/> (Complete Part II if there is a noncash contribution.)
1248		\$ 15000.	Person <input checked="" type="checkbox"/> Payroll <input type="checkbox"/> Noncash <input type="checkbox"/> (Complete Part II if there is a noncash contribution.)

Name of organization

Employer identification number

Chamber of Commerce of the USA

53-0045720

Part I Contributors (see instructions)

(a) No.	(b) Name, address, and ZIP + 4	(c) Aggregate contributions	(d) Type of contribution
1249		\$ 10000.	Person <input checked="" type="checkbox"/> Payroll <input type="checkbox"/> Noncash <input type="checkbox"/> (Complete Part II if there is a noncash contribution.)
1250		\$ 5000.	Person <input checked="" type="checkbox"/> Payroll <input type="checkbox"/> Noncash <input type="checkbox"/> (Complete Part II if there is a noncash contribution.)
1251		\$ 5000.	Person <input checked="" type="checkbox"/> Payroll <input type="checkbox"/> Noncash <input type="checkbox"/> (Complete Part II if there is a noncash contribution.)
1252		\$ 30000.	Person <input checked="" type="checkbox"/> Payroll <input type="checkbox"/> Noncash <input type="checkbox"/> (Complete Part II if there is a noncash contribution.)
1253		\$ 50000.	Person <input checked="" type="checkbox"/> Payroll <input type="checkbox"/> Noncash <input type="checkbox"/> (Complete Part II if there is a noncash contribution.)
1254		\$ 27500.	Person <input checked="" type="checkbox"/> Payroll <input type="checkbox"/> Noncash <input type="checkbox"/> (Complete Part II if there is a noncash contribution.)

Name of organization Chamber of Commerce of the USA	Employer identification number 53-0045720
---	---

Part I Contributors (see instructions)

(a) No.	(b) Name, address, and ZIP + 4	(c) Aggregate contributions	(d) Type of contribution
1255		\$ 21000.	Person <input checked="" type="checkbox"/> Payroll <input type="checkbox"/> Noncash <input type="checkbox"/> (Complete Part II if there is a noncash contribution.)
1256		\$ 50000.	Person <input checked="" type="checkbox"/> Payroll <input type="checkbox"/> Noncash <input type="checkbox"/> (Complete Part II if there is a noncash contribution.)
1257		\$ 107000.	Person <input checked="" type="checkbox"/> Payroll <input type="checkbox"/> Noncash <input type="checkbox"/> (Complete Part II if there is a noncash contribution.)
1258		\$ 10000.	Person <input checked="" type="checkbox"/> Payroll <input type="checkbox"/> Noncash <input type="checkbox"/> (Complete Part II if there is a noncash contribution.)
1259		\$ 13500.	Person <input checked="" type="checkbox"/> Payroll <input type="checkbox"/> Noncash <input type="checkbox"/> (Complete Part II if there is a noncash contribution.)
1260		\$ 5000.	Person <input checked="" type="checkbox"/> Payroll <input type="checkbox"/> Noncash <input type="checkbox"/> (Complete Part II if there is a noncash contribution.)

Name of organization Chamber of Commerce of the USA	Employer identification number 53-0045720
---	---

Part I Contributors (see instructions)

(a) No.	(b) Name, address, and ZIP + 4	(c) Aggregate contributions	(d) Type of contribution
1261		\$ <u>12321.</u>	Person <input checked="" type="checkbox"/> Payroll <input type="checkbox"/> Noncash <input type="checkbox"/> (Complete Part II if there is a noncash contribution.)
1262		\$ <u>170000.</u>	Person <input checked="" type="checkbox"/> Payroll <input type="checkbox"/> Noncash <input type="checkbox"/> (Complete Part II if there is a noncash contribution.)
1263		\$ <u>10000.</u>	Person <input checked="" type="checkbox"/> Payroll <input type="checkbox"/> Noncash <input type="checkbox"/> (Complete Part II if there is a noncash contribution.)
1264		\$ <u>27500.</u>	Person <input checked="" type="checkbox"/> Payroll <input type="checkbox"/> Noncash <input type="checkbox"/> (Complete Part II if there is a noncash contribution.)
1265		\$ <u>50000.</u>	Person <input checked="" type="checkbox"/> Payroll <input type="checkbox"/> Noncash <input type="checkbox"/> (Complete Part II if there is a noncash contribution.)
1266		\$ <u>828000.</u>	Person <input checked="" type="checkbox"/> Payroll <input type="checkbox"/> Noncash <input type="checkbox"/> (Complete Part II if there is a noncash contribution.)

Name of organization Chamber of Commerce of the USA	Employer identification number 53-0045720
---	---

Part I Contributors (see instructions)

(a) No.	(b) Name, address, and ZIP + 4	(c) Aggregate contributions	(d) Type of contribution
1267	_____ _____ _____	\$ 32000.	Person <input checked="" type="checkbox"/> Payroll <input type="checkbox"/> Noncash <input type="checkbox"/> (Complete Part II if there is a noncash contribution.)
1268	_____ _____ _____	\$ 25000.	Person <input checked="" type="checkbox"/> Payroll <input type="checkbox"/> Noncash <input type="checkbox"/> (Complete Part II if there is a noncash contribution.)
1269	_____ _____ _____	\$ 15000.	Person <input checked="" type="checkbox"/> Payroll <input type="checkbox"/> Noncash <input type="checkbox"/> (Complete Part II if there is a noncash contribution.)
1270	_____ _____ _____	\$ 150000.	Person <input checked="" type="checkbox"/> Payroll <input type="checkbox"/> Noncash <input type="checkbox"/> (Complete Part II if there is a noncash contribution.)
1271	_____ _____ _____	\$ 25000.	Person <input checked="" type="checkbox"/> Payroll <input type="checkbox"/> Noncash <input type="checkbox"/> (Complete Part II if there is a noncash contribution.)
1272	_____ _____ _____	\$ 15500.	Person <input checked="" type="checkbox"/> Payroll <input type="checkbox"/> Noncash <input type="checkbox"/> (Complete Part II if there is a noncash contribution.)

Name of organization

Employer identification number

Chamber of Commerce of the USA

53-0045720

Part I Contributors (see instructions)

(a) No.	(b) Name, address, and ZIP + 4	(c) Aggregate contributions	(d) Type of contribution
1273		\$ 40000.	Person <input checked="" type="checkbox"/> Payroll <input type="checkbox"/> Noncash <input type="checkbox"/> (Complete Part II if there is a noncash contribution.)
1274		\$ 5000.	Person <input checked="" type="checkbox"/> Payroll <input type="checkbox"/> Noncash <input type="checkbox"/> (Complete Part II if there is a noncash contribution.)
1275		\$ 125000.	Person <input checked="" type="checkbox"/> Payroll <input type="checkbox"/> Noncash <input type="checkbox"/> (Complete Part II if there is a noncash contribution.)
1276		\$ 25000.	Person <input checked="" type="checkbox"/> Payroll <input type="checkbox"/> Noncash <input type="checkbox"/> (Complete Part II if there is a noncash contribution.)
1277		\$ 170000.	Person <input checked="" type="checkbox"/> Payroll <input type="checkbox"/> Noncash <input type="checkbox"/> (Complete Part II if there is a noncash contribution.)
1278		\$ 30000.	Person <input checked="" type="checkbox"/> Payroll <input type="checkbox"/> Noncash <input type="checkbox"/> (Complete Part II if there is a noncash contribution.)

Name of organization

Employer identification number

Chamber of Commerce of the USA

53-0045720

Part I Contributors (see instructions)

(a) No.	(b) Name, address, and ZIP + 4	(c) Aggregate contributions	(d) Type of contribution
1279		\$ 100000.	Person <input checked="" type="checkbox"/> Payroll <input type="checkbox"/> Noncash <input type="checkbox"/> (Complete Part II if there is a noncash contribution.)
1280		\$ 5000.	Person <input checked="" type="checkbox"/> Payroll <input type="checkbox"/> Noncash <input type="checkbox"/> (Complete Part II if there is a noncash contribution.)
1281		\$ 350000.	Person <input checked="" type="checkbox"/> Payroll <input type="checkbox"/> Noncash <input type="checkbox"/> (Complete Part II if there is a noncash contribution.)
1282		\$ 400000.	Person <input checked="" type="checkbox"/> Payroll <input type="checkbox"/> Noncash <input type="checkbox"/> (Complete Part II if there is a noncash contribution.)
1283		\$ 100000.	Person <input checked="" type="checkbox"/> Payroll <input type="checkbox"/> Noncash <input type="checkbox"/> (Complete Part II if there is a noncash contribution.)
1284		\$ 10000.	Person <input checked="" type="checkbox"/> Payroll <input type="checkbox"/> Noncash <input type="checkbox"/> (Complete Part II if there is a noncash contribution.)

Name of organization

Employer identification number

Chamber of Commerce of the USA

53-0045720

Part I Contributors (see instructions)

(a) No.	(b) Name, address, and ZIP + 4	(c) Aggregate contributions	(d) Type of contribution
1285		\$ 25000.	Person <input checked="" type="checkbox"/> Payroll <input type="checkbox"/> Noncash <input type="checkbox"/> (Complete Part II if there is a noncash contribution.)
1286		\$ 17500.	Person <input checked="" type="checkbox"/> Payroll <input type="checkbox"/> Noncash <input type="checkbox"/> (Complete Part II if there is a noncash contribution.)
1287		\$ 10000.	Person <input checked="" type="checkbox"/> Payroll <input type="checkbox"/> Noncash <input type="checkbox"/> (Complete Part II if there is a noncash contribution.)
1288		\$ 20000.	Person <input checked="" type="checkbox"/> Payroll <input type="checkbox"/> Noncash <input type="checkbox"/> (Complete Part II if there is a noncash contribution.)
1289		\$ 35000.	Person <input checked="" type="checkbox"/> Payroll <input type="checkbox"/> Noncash <input type="checkbox"/> (Complete Part II if there is a noncash contribution.)
1290		\$ 431000.	Person <input checked="" type="checkbox"/> Payroll <input type="checkbox"/> Noncash <input type="checkbox"/> (Complete Part II if there is a noncash contribution.)

Name of organization Chamber of Commerce of the USA	Employer identification number 53-0045720
---	---

Part I Contributors (see instructions)

(a) No.	(b) Name, address, and ZIP + 4	(c) Aggregate contributions	(d) Type of contribution
1291		\$ 10200.	Person <input checked="" type="checkbox"/> Payroll <input type="checkbox"/> Noncash <input type="checkbox"/> (Complete Part II if there is a noncash contribution.)
1292		\$ 15000.	Person <input checked="" type="checkbox"/> Payroll <input type="checkbox"/> Noncash <input type="checkbox"/> (Complete Part II if there is a noncash contribution.)
1293		\$ 7500.	Person <input checked="" type="checkbox"/> Payroll <input type="checkbox"/> Noncash <input type="checkbox"/> (Complete Part II if there is a noncash contribution.)
1294		\$ 5000.	Person <input checked="" type="checkbox"/> Payroll <input type="checkbox"/> Noncash <input type="checkbox"/> (Complete Part II if there is a noncash contribution.)
1295		\$ 200000.	Person <input checked="" type="checkbox"/> Payroll <input type="checkbox"/> Noncash <input type="checkbox"/> (Complete Part II if there is a noncash contribution.)
1296		\$ 100000.	Person <input checked="" type="checkbox"/> Payroll <input type="checkbox"/> Noncash <input type="checkbox"/> (Complete Part II if there is a noncash contribution.)

Name of organization

Employer identification number

Chamber of Commerce of the USA

53-0045720

Part I Contributors (see instructions)

(a) No.	(b) Name, address, and ZIP + 4	(c) Aggregate contributions	(d) Type of contribution
1297		\$ 40000.	Person <input checked="" type="checkbox"/> Payroll <input type="checkbox"/> Noncash <input type="checkbox"/> (Complete Part II if there is a noncash contribution.)
1298		\$ 6000.	Person <input checked="" type="checkbox"/> Payroll <input type="checkbox"/> Noncash <input type="checkbox"/> (Complete Part II if there is a noncash contribution.)
1299		\$ 515000.	Person <input checked="" type="checkbox"/> Payroll <input type="checkbox"/> Noncash <input type="checkbox"/> (Complete Part II if there is a noncash contribution.)
1300		\$ 15000.	Person <input checked="" type="checkbox"/> Payroll <input type="checkbox"/> Noncash <input type="checkbox"/> (Complete Part II if there is a noncash contribution.)
1301		\$ 10000.	Person <input checked="" type="checkbox"/> Payroll <input type="checkbox"/> Noncash <input type="checkbox"/> (Complete Part II if there is a noncash contribution.)
1302		\$ 10000.	Person <input checked="" type="checkbox"/> Payroll <input type="checkbox"/> Noncash <input type="checkbox"/> (Complete Part II if there is a noncash contribution.)

Name of organization

Employer identification number

Chamber of Commerce of the USA

53-0045720

Part I Contributors (see instructions)

(a) No.	(b) Name, address, and ZIP + 4	(c) Aggregate contributions	(d) Type of contribution
1303		\$ 5000.	Person <input checked="" type="checkbox"/> Payroll <input type="checkbox"/> Noncash <input type="checkbox"/> (Complete Part II if there is a noncash contribution.)
1304		\$ 10000.	Person <input checked="" type="checkbox"/> Payroll <input type="checkbox"/> Noncash <input type="checkbox"/> (Complete Part II if there is a noncash contribution.)
1305		\$ 10000.	Person <input checked="" type="checkbox"/> Payroll <input type="checkbox"/> Noncash <input type="checkbox"/> (Complete Part II if there is a noncash contribution.)
1306		\$ 7500.	Person <input checked="" type="checkbox"/> Payroll <input type="checkbox"/> Noncash <input type="checkbox"/> (Complete Part II if there is a noncash contribution.)
1307		\$ 250000.	Person <input checked="" type="checkbox"/> Payroll <input type="checkbox"/> Noncash <input type="checkbox"/> (Complete Part II if there is a noncash contribution.)
1308		\$ 257500.	Person <input checked="" type="checkbox"/> Payroll <input type="checkbox"/> Noncash <input type="checkbox"/> (Complete Part II if there is a noncash contribution.)

Name of organization

Employer identification number

Chamber of Commerce of the USA

53-0045720

Part I Contributors (see instructions)

(a) No.	(b) Name, address, and ZIP + 4	(c) Aggregate contributions	(d) Type of contribution
1309		\$ 25000.	Person <input checked="" type="checkbox"/> Payroll <input type="checkbox"/> Noncash <input type="checkbox"/> (Complete Part II if there is a noncash contribution.)
1310		\$ 5000.	Person <input checked="" type="checkbox"/> Payroll <input type="checkbox"/> Noncash <input type="checkbox"/> (Complete Part II if there is a noncash contribution.)
1311		\$ 7500.	Person <input checked="" type="checkbox"/> Payroll <input type="checkbox"/> Noncash <input type="checkbox"/> (Complete Part II if there is a noncash contribution.)
1312		\$ 10000.	Person <input checked="" type="checkbox"/> Payroll <input type="checkbox"/> Noncash <input type="checkbox"/> (Complete Part II if there is a noncash contribution.)
1313		\$ 10000.	Person <input checked="" type="checkbox"/> Payroll <input type="checkbox"/> Noncash <input type="checkbox"/> (Complete Part II if there is a noncash contribution.)
1314		\$ 115000.	Person <input checked="" type="checkbox"/> Payroll <input type="checkbox"/> Noncash <input type="checkbox"/> (Complete Part II if there is a noncash contribution.)

Name of organization

Employer identification number

Chamber of Commerce of the USA

53-0045720

Part I Contributors (see instructions)

(a) No.	(b) Name, address, and ZIP + 4	(c) Aggregate contributions	(d) Type of contribution
1315		\$ 49928.	Person <input checked="" type="checkbox"/> Payroll <input type="checkbox"/> Noncash <input type="checkbox"/> (Complete Part II if there is a noncash contribution.)
1316		\$ 8000.	Person <input checked="" type="checkbox"/> Payroll <input type="checkbox"/> Noncash <input type="checkbox"/> (Complete Part II if there is a noncash contribution.)
1317		\$ 50000.	Person <input checked="" type="checkbox"/> Payroll <input type="checkbox"/> Noncash <input type="checkbox"/> (Complete Part II if there is a noncash contribution.)
1318		\$ 10000.	Person <input checked="" type="checkbox"/> Payroll <input type="checkbox"/> Noncash <input type="checkbox"/> (Complete Part II if there is a noncash contribution.)
1319		\$ 107500.	Person <input checked="" type="checkbox"/> Payroll <input type="checkbox"/> Noncash <input type="checkbox"/> (Complete Part II if there is a noncash contribution.)
1320		\$ 25000.	Person <input checked="" type="checkbox"/> Payroll <input type="checkbox"/> Noncash <input type="checkbox"/> (Complete Part II if there is a noncash contribution.)

Name of organization

Employer identification number

Chamber of Commerce of the USA

53-0045720

Part I Contributors (see instructions)

(a) No.	(b) Name, address, and ZIP + 4	(c) Aggregate contributions	(d) Type of contribution
1321		\$ 90880.	Person <input checked="" type="checkbox"/> Payroll <input type="checkbox"/> Noncash <input type="checkbox"/> (Complete Part II if there is a noncash contribution.)
1322		\$ 20000.	Person <input checked="" type="checkbox"/> Payroll <input type="checkbox"/> Noncash <input type="checkbox"/> (Complete Part II if there is a noncash contribution.)
1323		\$ 20000.	Person <input checked="" type="checkbox"/> Payroll <input type="checkbox"/> Noncash <input type="checkbox"/> (Complete Part II if there is a noncash contribution.)
1324		\$ 150000.	Person <input checked="" type="checkbox"/> Payroll <input type="checkbox"/> Noncash <input type="checkbox"/> (Complete Part II if there is a noncash contribution.)
1325		\$ 10000.	Person <input checked="" type="checkbox"/> Payroll <input type="checkbox"/> Noncash <input type="checkbox"/> (Complete Part II if there is a noncash contribution.)
1326		\$ 10000.	Person <input checked="" type="checkbox"/> Payroll <input type="checkbox"/> Noncash <input type="checkbox"/> (Complete Part II if there is a noncash contribution.)

Name of organization

Employer identification number

Chamber of Commerce of the USA

53-0045720

Part I Contributors (see instructions)

(a) No.	(b) Name, address, and ZIP + 4	(c) Aggregate contributions	(d) Type of contribution
1327		\$ 5000.	Person <input checked="" type="checkbox"/> Payroll <input type="checkbox"/> Noncash <input type="checkbox"/> (Complete Part II if there is a noncash contribution.)
1328		\$ 15000.	Person <input checked="" type="checkbox"/> Payroll <input type="checkbox"/> Noncash <input type="checkbox"/> (Complete Part II if there is a noncash contribution.)
1329		\$ 10000.	Person <input checked="" type="checkbox"/> Payroll <input type="checkbox"/> Noncash <input type="checkbox"/> (Complete Part II if there is a noncash contribution.)
1330		\$ 100000.	Person <input checked="" type="checkbox"/> Payroll <input type="checkbox"/> Noncash <input type="checkbox"/> (Complete Part II if there is a noncash contribution.)
1331		\$ 85000.	Person <input checked="" type="checkbox"/> Payroll <input type="checkbox"/> Noncash <input type="checkbox"/> (Complete Part II if there is a noncash contribution.)
1332		\$ 100000.	Person <input checked="" type="checkbox"/> Payroll <input type="checkbox"/> Noncash <input type="checkbox"/> (Complete Part II if there is a noncash contribution.)

Name of organization

Employer identification number

Chamber of Commerce of the USA

53-0045720

Part I Contributors (see instructions)

(a) No.	(b) Name, address, and ZIP + 4	(c) Aggregate contributions	(d) Type of contribution
1333		\$ 50000.	Person <input checked="" type="checkbox"/> Payroll <input type="checkbox"/> Noncash <input type="checkbox"/> (Complete Part II if there is a noncash contribution.)
1334		\$ 15000.	Person <input checked="" type="checkbox"/> Payroll <input type="checkbox"/> Noncash <input type="checkbox"/> (Complete Part II if there is a noncash contribution.)
1335		\$ 10000.	Person <input checked="" type="checkbox"/> Payroll <input type="checkbox"/> Noncash <input type="checkbox"/> (Complete Part II if there is a noncash contribution.)
1336		\$ 744500.	Person <input checked="" type="checkbox"/> Payroll <input type="checkbox"/> Noncash <input type="checkbox"/> (Complete Part II if there is a noncash contribution.)
1337		\$ 32000.	Person <input checked="" type="checkbox"/> Payroll <input type="checkbox"/> Noncash <input type="checkbox"/> (Complete Part II if there is a noncash contribution.)
1338		\$ 9500.	Person <input checked="" type="checkbox"/> Payroll <input type="checkbox"/> Noncash <input type="checkbox"/> (Complete Part II if there is a noncash contribution.)

Name of organization Chamber of Commerce of the USA	Employer identification number 53-0045720
---	---

Part I Contributors (see instructions)

(a) No.	(b) Name, address, and ZIP + 4	(c) Aggregate contributions	(d) Type of contribution
1339		\$ 97500.	Person <input checked="" type="checkbox"/> Payroll <input type="checkbox"/> Noncash <input type="checkbox"/> (Complete Part II if there is a noncash contribution.)
1340		\$ 50000.	Person <input checked="" type="checkbox"/> Payroll <input type="checkbox"/> Noncash <input type="checkbox"/> (Complete Part II if there is a noncash contribution.)
1341		\$ 7500.	Person <input checked="" type="checkbox"/> Payroll <input type="checkbox"/> Noncash <input type="checkbox"/> (Complete Part II if there is a noncash contribution.)
1342		\$ 10000.	Person <input checked="" type="checkbox"/> Payroll <input type="checkbox"/> Noncash <input type="checkbox"/> (Complete Part II if there is a noncash contribution.)
1343		\$ 15000.	Person <input checked="" type="checkbox"/> Payroll <input type="checkbox"/> Noncash <input type="checkbox"/> (Complete Part II if there is a noncash contribution.)
1344		\$ 20000.	Person <input checked="" type="checkbox"/> Payroll <input type="checkbox"/> Noncash <input type="checkbox"/> (Complete Part II if there is a noncash contribution.)

Name of organization

Employer identification number

Chamber of Commerce of the USA

53-0045720

Part I Contributors (see instructions)

(a) No.	(b) Name, address, and ZIP + 4	(c) Aggregate contributions	(d) Type of contribution
1345		\$ 25000.	Person <input checked="" type="checkbox"/> Payroll <input type="checkbox"/> Noncash <input type="checkbox"/> (Complete Part II if there is a noncash contribution.)
1346		\$ 18000.	Person <input checked="" type="checkbox"/> Payroll <input type="checkbox"/> Noncash <input type="checkbox"/> (Complete Part II if there is a noncash contribution.)
1347		\$ 6000.	Person <input checked="" type="checkbox"/> Payroll <input type="checkbox"/> Noncash <input type="checkbox"/> (Complete Part II if there is a noncash contribution.)
1348		\$ 7500.	Person <input checked="" type="checkbox"/> Payroll <input type="checkbox"/> Noncash <input type="checkbox"/> (Complete Part II if there is a noncash contribution.)
1349		\$ 15000.	Person <input checked="" type="checkbox"/> Payroll <input type="checkbox"/> Noncash <input type="checkbox"/> (Complete Part II if there is a noncash contribution.)
1350		\$ 10000.	Person <input checked="" type="checkbox"/> Payroll <input type="checkbox"/> Noncash <input type="checkbox"/> (Complete Part II if there is a noncash contribution.)

Name of organization

Employer identification number

Chamber of Commerce of the USA

53-0045720

Part I Contributors (see instructions)

(a) No.	(b) Name, address, and ZIP + 4	(c) Aggregate contributions	(d) Type of contribution
1351		\$ 2520838.	Person <input checked="" type="checkbox"/> Payroll <input type="checkbox"/> Noncash <input type="checkbox"/> (Complete Part II if there is a noncash contribution.)
1352		\$ 10000.	Person <input checked="" type="checkbox"/> Payroll <input type="checkbox"/> Noncash <input type="checkbox"/> (Complete Part II if there is a noncash contribution.)
1353		\$ 32000.	Person <input checked="" type="checkbox"/> Payroll <input type="checkbox"/> Noncash <input type="checkbox"/> (Complete Part II if there is a noncash contribution.)
1354		\$ 57500.	Person <input checked="" type="checkbox"/> Payroll <input type="checkbox"/> Noncash <input type="checkbox"/> (Complete Part II if there is a noncash contribution.)
1355		\$ 15000.	Person <input checked="" type="checkbox"/> Payroll <input type="checkbox"/> Noncash <input type="checkbox"/> (Complete Part II if there is a noncash contribution.)
1356		\$ 65000.	Person <input checked="" type="checkbox"/> Payroll <input type="checkbox"/> Noncash <input type="checkbox"/> (Complete Part II if there is a noncash contribution.)

Name of organization

Employer identification number

Chamber of Commerce of the USA

53-0045720

Part I Contributors (see instructions)

(a) No.	(b) Name, address, and ZIP + 4	(c) Aggregate contributions	(d) Type of contribution
1357		\$ 100000.	Person <input checked="" type="checkbox"/> Payroll <input type="checkbox"/> Noncash <input type="checkbox"/> (Complete Part II if there is a noncash contribution.)
1358		\$ 21000.	Person <input checked="" type="checkbox"/> Payroll <input type="checkbox"/> Noncash <input type="checkbox"/> (Complete Part II if there is a noncash contribution.)
1359		\$ 10000.	Person <input checked="" type="checkbox"/> Payroll <input type="checkbox"/> Noncash <input type="checkbox"/> (Complete Part II if there is a noncash contribution.)
1360		\$ 30000.	Person <input checked="" type="checkbox"/> Payroll <input type="checkbox"/> Noncash <input type="checkbox"/> (Complete Part II if there is a noncash contribution.)
1361		\$ 5000.	Person <input checked="" type="checkbox"/> Payroll <input type="checkbox"/> Noncash <input type="checkbox"/> (Complete Part II if there is a noncash contribution.)
1362		\$ 45000.	Person <input checked="" type="checkbox"/> Payroll <input type="checkbox"/> Noncash <input type="checkbox"/> (Complete Part II if there is a noncash contribution.)

Name of organization Chamber of Commerce of the USA	Employer identification number 53-0045720
---	---

Part I Contributors (see instructions)

(a) No.	(b) Name, address, and ZIP + 4	(c) Aggregate contributions	(d) Type of contribution
1363		\$ <u>10000.</u>	Person <input checked="" type="checkbox"/> Payroll <input type="checkbox"/> Noncash <input type="checkbox"/> (Complete Part II if there is a noncash contribution.)
1364		\$ <u>5000.</u>	Person <input checked="" type="checkbox"/> Payroll <input type="checkbox"/> Noncash <input type="checkbox"/> (Complete Part II if there is a noncash contribution.)
1365		\$ <u>5000.</u>	Person <input checked="" type="checkbox"/> Payroll <input type="checkbox"/> Noncash <input type="checkbox"/> (Complete Part II if there is a noncash contribution.)
1366		\$ <u>5000.</u>	Person <input checked="" type="checkbox"/> Payroll <input type="checkbox"/> Noncash <input type="checkbox"/> (Complete Part II if there is a noncash contribution.)
1367		\$ <u>5000.</u>	Person <input checked="" type="checkbox"/> Payroll <input type="checkbox"/> Noncash <input type="checkbox"/> (Complete Part II if there is a noncash contribution.)
1368		\$ <u>2998370.</u>	Person <input checked="" type="checkbox"/> Payroll <input type="checkbox"/> Noncash <input type="checkbox"/> (Complete Part II if there is a noncash contribution.)

Name of organization

Employer identification number

Chamber of Commerce of the USA

53-0045720

Part I Contributors (see instructions)

(a) No.	(b) Name, address, and ZIP + 4	(c) Aggregate contributions	(d) Type of contribution
1369		\$ 70000.	Person <input checked="" type="checkbox"/> Payroll <input type="checkbox"/> Noncash <input type="checkbox"/> (Complete Part II if there is a noncash contribution.)
1370		\$ 7500.	Person <input checked="" type="checkbox"/> Payroll <input type="checkbox"/> Noncash <input type="checkbox"/> (Complete Part II if there is a noncash contribution.)
1371		\$ 100000.	Person <input checked="" type="checkbox"/> Payroll <input type="checkbox"/> Noncash <input type="checkbox"/> (Complete Part II if there is a noncash contribution.)
1372		\$ 250000.	Person <input checked="" type="checkbox"/> Payroll <input type="checkbox"/> Noncash <input type="checkbox"/> (Complete Part II if there is a noncash contribution.)
1373		\$ 6175.	Person <input checked="" type="checkbox"/> Payroll <input type="checkbox"/> Noncash <input type="checkbox"/> (Complete Part II if there is a noncash contribution.)
1374		\$ 10475.	Person <input checked="" type="checkbox"/> Payroll <input type="checkbox"/> Noncash <input type="checkbox"/> (Complete Part II if there is a noncash contribution.)

Name of organization

Employer identification number

Chamber of Commerce of the USA

53-0045720

Part I Contributors (see instructions)

(a) No.	(b) Name, address, and ZIP + 4	(c) Aggregate contributions	(d) Type of contribution
1375		\$ 81000.	Person <input checked="" type="checkbox"/> Payroll <input type="checkbox"/> Noncash <input type="checkbox"/> (Complete Part II if there is a noncash contribution.)
1376		\$ 15000.	Person <input checked="" type="checkbox"/> Payroll <input type="checkbox"/> Noncash <input type="checkbox"/> (Complete Part II if there is a noncash contribution.)
1377		\$ 5000.	Person <input checked="" type="checkbox"/> Payroll <input type="checkbox"/> Noncash <input type="checkbox"/> (Complete Part II if there is a noncash contribution.)
1378		\$ 100000.	Person <input checked="" type="checkbox"/> Payroll <input type="checkbox"/> Noncash <input type="checkbox"/> (Complete Part II if there is a noncash contribution.)
1379		\$ 7500.	Person <input checked="" type="checkbox"/> Payroll <input type="checkbox"/> Noncash <input type="checkbox"/> (Complete Part II if there is a noncash contribution.)
1380		\$ 7200.	Person <input checked="" type="checkbox"/> Payroll <input type="checkbox"/> Noncash <input type="checkbox"/> (Complete Part II if there is a noncash contribution.)

Name of organization

Employer identification number

Chamber of Commerce of the USA

53-0045720

Part I Contributors (see instructions)

(a) No.	(b) Name, address, and ZIP + 4	(c) Aggregate contributions	(d) Type of contribution
1381		\$ 50000.	Person <input checked="" type="checkbox"/> Payroll <input type="checkbox"/> Noncash <input type="checkbox"/> (Complete Part II if there is a noncash contribution.)
1382		\$ 30000.	Person <input checked="" type="checkbox"/> Payroll <input type="checkbox"/> Noncash <input type="checkbox"/> (Complete Part II if there is a noncash contribution.)
1383		\$ 100000.	Person <input checked="" type="checkbox"/> Payroll <input type="checkbox"/> Noncash <input type="checkbox"/> (Complete Part II if there is a noncash contribution.)
1384		\$ 10000.	Person <input checked="" type="checkbox"/> Payroll <input type="checkbox"/> Noncash <input type="checkbox"/> (Complete Part II if there is a noncash contribution.)
1385		\$ 10000.	Person <input checked="" type="checkbox"/> Payroll <input type="checkbox"/> Noncash <input type="checkbox"/> (Complete Part II if there is a noncash contribution.)
1386		\$ 95000.	Person <input checked="" type="checkbox"/> Payroll <input type="checkbox"/> Noncash <input type="checkbox"/> (Complete Part II if there is a noncash contribution.)

Name of organization Chamber of Commerce of the USA	Employer identification number 53-0045720
---	---

Part I Contributors (see instructions)

(a) No.	(b) Name, address, and ZIP + 4	(c) Aggregate contributions	(d) Type of contribution
<u>1387</u>	_____ _____ _____	\$ <u>2745000.</u>	Person <input checked="" type="checkbox"/> Payroll <input type="checkbox"/> Noncash <input type="checkbox"/> (Complete Part II if there is a noncash contribution.)
<u>1388</u>	_____ _____ _____	\$ <u>7500.</u>	Person <input checked="" type="checkbox"/> Payroll <input type="checkbox"/> Noncash <input type="checkbox"/> (Complete Part II if there is a noncash contribution.)
<u>1389</u>	_____ _____ _____	\$ <u>35000.</u>	Person <input checked="" type="checkbox"/> Payroll <input type="checkbox"/> Noncash <input type="checkbox"/> (Complete Part II if there is a noncash contribution.)
<u>1390</u>	_____ _____ _____	\$ <u>50000.</u>	Person <input checked="" type="checkbox"/> Payroll <input type="checkbox"/> Noncash <input type="checkbox"/> (Complete Part II if there is a noncash contribution.)
<u>1391</u>	_____ _____ _____	\$ <u>60000.</u>	Person <input checked="" type="checkbox"/> Payroll <input type="checkbox"/> Noncash <input type="checkbox"/> (Complete Part II if there is a noncash contribution.)
<u>1392</u>	_____ _____ _____	\$ <u>100000.</u>	Person <input checked="" type="checkbox"/> Payroll <input type="checkbox"/> Noncash <input type="checkbox"/> (Complete Part II if there is a noncash contribution.)

Name of organization

Employer identification number

Chamber of Commerce of the USA

53-0045720

Part I Contributors (see instructions)

(a) No.	(b) Name, address, and ZIP + 4	(c) Aggregate contributions	(d) Type of contribution
1393		\$ 6325.	Person <input checked="" type="checkbox"/> Payroll <input type="checkbox"/> Noncash <input type="checkbox"/> (Complete Part II if there is a noncash contribution.)
1394		\$ 15000.	Person <input checked="" type="checkbox"/> Payroll <input type="checkbox"/> Noncash <input type="checkbox"/> (Complete Part II if there is a noncash contribution.)
1395		\$ 130000.	Person <input checked="" type="checkbox"/> Payroll <input type="checkbox"/> Noncash <input type="checkbox"/> (Complete Part II if there is a noncash contribution.)
1396		\$ 12000.	Person <input checked="" type="checkbox"/> Payroll <input type="checkbox"/> Noncash <input type="checkbox"/> (Complete Part II if there is a noncash contribution.)
1397		\$ 10500.	Person <input checked="" type="checkbox"/> Payroll <input type="checkbox"/> Noncash <input type="checkbox"/> (Complete Part II if there is a noncash contribution.)
1398		\$ 55000.	Person <input checked="" type="checkbox"/> Payroll <input type="checkbox"/> Noncash <input type="checkbox"/> (Complete Part II if there is a noncash contribution.)

Name of organization Chamber of Commerce of the USA	Employer identification number 53-0045720
---	---

Part I Contributors (see instructions)

(a) No.	(b) Name, address, and ZIP + 4	(c) Aggregate contributions	(d) Type of contribution
1399		\$ 3000.	Person <input checked="" type="checkbox"/> Payroll <input type="checkbox"/> Noncash <input type="checkbox"/> (Complete Part II if there is a noncash contribution.)
1400		\$ 18000.	Person <input checked="" type="checkbox"/> Payroll <input type="checkbox"/> Noncash <input type="checkbox"/> (Complete Part II if there is a noncash contribution.)
1401		\$ 100000.	Person <input checked="" type="checkbox"/> Payroll <input type="checkbox"/> Noncash <input type="checkbox"/> (Complete Part II if there is a noncash contribution.)
1402		\$ 50000.	Person <input checked="" type="checkbox"/> Payroll <input type="checkbox"/> Noncash <input type="checkbox"/> (Complete Part II if there is a noncash contribution.)
1403		\$ 5000.	Person <input checked="" type="checkbox"/> Payroll <input type="checkbox"/> Noncash <input type="checkbox"/> (Complete Part II if there is a noncash contribution.)
1404		\$ 10000.	Person <input checked="" type="checkbox"/> Payroll <input type="checkbox"/> Noncash <input type="checkbox"/> (Complete Part II if there is a noncash contribution.)

Name of organization

Employer identification number

Chamber of Commerce of the USA

53-0045720

Part I Contributors (see instructions)

(a) No.	(b) Name, address, and ZIP + 4	(c) Aggregate contributions	(d) Type of contribution
1405		\$ 41000.	Person <input checked="" type="checkbox"/> Payroll <input type="checkbox"/> Noncash <input type="checkbox"/> (Complete Part II if there is a noncash contribution.)
1406		\$ 30000.	Person <input checked="" type="checkbox"/> Payroll <input type="checkbox"/> Noncash <input type="checkbox"/> (Complete Part II if there is a noncash contribution.)
1407		\$ 100000.	Person <input checked="" type="checkbox"/> Payroll <input type="checkbox"/> Noncash <input type="checkbox"/> (Complete Part II if there is a noncash contribution.)
1408		\$ 6000.	Person <input checked="" type="checkbox"/> Payroll <input type="checkbox"/> Noncash <input type="checkbox"/> (Complete Part II if there is a noncash contribution.)
1409		\$ 6570.	Person <input checked="" type="checkbox"/> Payroll <input type="checkbox"/> Noncash <input type="checkbox"/> (Complete Part II if there is a noncash contribution.)
1410		\$ 7500.	Person <input checked="" type="checkbox"/> Payroll <input type="checkbox"/> Noncash <input type="checkbox"/> (Complete Part II if there is a noncash contribution.)

Name of organization Chamber of Commerce of the USA	Employer identification number 53-0045720
---	---

Part I Contributors (see instructions)

(a) No.	(b) Name, address, and ZIP + 4	(c) Aggregate contributions	(d) Type of contribution
1411		\$ 125000.	Person <input checked="" type="checkbox"/> Payroll <input type="checkbox"/> Noncash <input type="checkbox"/> (Complete Part II if there is a noncash contribution.)
1412		\$ 5500.	Person <input checked="" type="checkbox"/> Payroll <input type="checkbox"/> Noncash <input type="checkbox"/> (Complete Part II if there is a noncash contribution.)
1413		\$ 25000.	Person <input checked="" type="checkbox"/> Payroll <input type="checkbox"/> Noncash <input type="checkbox"/> (Complete Part II if there is a noncash contribution.)
1414		\$ 25000.	Person <input checked="" type="checkbox"/> Payroll <input type="checkbox"/> Noncash <input type="checkbox"/> (Complete Part II if there is a noncash contribution.)
1415		\$ 10000.	Person <input checked="" type="checkbox"/> Payroll <input type="checkbox"/> Noncash <input type="checkbox"/> (Complete Part II if there is a noncash contribution.)
1416		\$ 20000.	Person <input checked="" type="checkbox"/> Payroll <input type="checkbox"/> Noncash <input type="checkbox"/> (Complete Part II if there is a noncash contribution.)

Name of organization

Employer identification number

Chamber of Commerce of the USA

53-0045720

Part I Contributors (see instructions)

(a) No.	(b) Name, address, and ZIP + 4	(c) Aggregate contributions	(d) Type of contribution
1417		\$ 10000.	Person <input checked="" type="checkbox"/> Payroll <input type="checkbox"/> Noncash <input type="checkbox"/> (Complete Part II if there is a noncash contribution.)
1418		\$ 7500.	Person <input checked="" type="checkbox"/> Payroll <input type="checkbox"/> Noncash <input type="checkbox"/> (Complete Part II if there is a noncash contribution.)
1419		\$ 5000.	Person <input checked="" type="checkbox"/> Payroll <input type="checkbox"/> Noncash <input type="checkbox"/> (Complete Part II if there is a noncash contribution.)
1420		\$ 15000.	Person <input checked="" type="checkbox"/> Payroll <input type="checkbox"/> Noncash <input type="checkbox"/> (Complete Part II if there is a noncash contribution.)
1421		\$ 9000.	Person <input checked="" type="checkbox"/> Payroll <input type="checkbox"/> Noncash <input type="checkbox"/> (Complete Part II if there is a noncash contribution.)
1422		\$ 10000.	Person <input checked="" type="checkbox"/> Payroll <input type="checkbox"/> Noncash <input type="checkbox"/> (Complete Part II if there is a noncash contribution.)

Name of organization

Employer identification number

Chamber of Commerce of the USA

53-0045720

Part I Contributors (see instructions)

(a) No.	(b) Name, address, and ZIP + 4	(c) Aggregate contributions	(d) Type of contribution
1423		\$ 50000.	Person <input checked="" type="checkbox"/> Payroll <input type="checkbox"/> Noncash <input type="checkbox"/> (Complete Part II if there is a noncash contribution.)
1424		\$ 550000.	Person <input checked="" type="checkbox"/> Payroll <input type="checkbox"/> Noncash <input type="checkbox"/> (Complete Part II if there is a noncash contribution.)
1425		\$ 125000.	Person <input checked="" type="checkbox"/> Payroll <input type="checkbox"/> Noncash <input type="checkbox"/> (Complete Part II if there is a noncash contribution.)
1426		\$ 14500.	Person <input checked="" type="checkbox"/> Payroll <input type="checkbox"/> Noncash <input type="checkbox"/> (Complete Part II if there is a noncash contribution.)
1427		\$ 225000.	Person <input checked="" type="checkbox"/> Payroll <input type="checkbox"/> Noncash <input type="checkbox"/> (Complete Part II if there is a noncash contribution.)
1428		\$ 125000.	Person <input checked="" type="checkbox"/> Payroll <input type="checkbox"/> Noncash <input type="checkbox"/> (Complete Part II if there is a noncash contribution.)

Name of organization

Employer identification number

Chamber of Commerce of the USA

53-0045720

Part I Contributors (see instructions)

(a) No.	(b) Name, address, and ZIP + 4	(c) Aggregate contributions	(d) Type of contribution
1429		\$ 100000.	Person <input checked="" type="checkbox"/> Payroll <input type="checkbox"/> Noncash <input type="checkbox"/> (Complete Part II if there is a noncash contribution.)
1430		\$ 35000.	Person <input checked="" type="checkbox"/> Payroll <input type="checkbox"/> Noncash <input type="checkbox"/> (Complete Part II if there is a noncash contribution.)
1431		\$ 6500.	Person <input checked="" type="checkbox"/> Payroll <input type="checkbox"/> Noncash <input type="checkbox"/> (Complete Part II if there is a noncash contribution.)
1432		\$ 39169.	Person <input checked="" type="checkbox"/> Payroll <input type="checkbox"/> Noncash <input type="checkbox"/> (Complete Part II if there is a noncash contribution.)
1433		\$ 10000.	Person <input checked="" type="checkbox"/> Payroll <input type="checkbox"/> Noncash <input type="checkbox"/> (Complete Part II if there is a noncash contribution.)
1434		\$ 5200.	Person <input checked="" type="checkbox"/> Payroll <input type="checkbox"/> Noncash <input type="checkbox"/> (Complete Part II if there is a noncash contribution.)

Name of organization

Employer identification number

Chamber of Commerce of the USA

53-0045720

Part I Contributors (see instructions)

(a) No.	(b) Name, address, and ZIP + 4	(c) Aggregate contributions	(d) Type of contribution
1435		\$ 55000.	Person <input checked="" type="checkbox"/> Payroll <input type="checkbox"/> Noncash <input type="checkbox"/> (Complete Part II if there is a noncash contribution.)
1436		\$ 50000.	Person <input checked="" type="checkbox"/> Payroll <input type="checkbox"/> Noncash <input type="checkbox"/> (Complete Part II if there is a noncash contribution.)
1437		\$ 50000.	Person <input checked="" type="checkbox"/> Payroll <input type="checkbox"/> Noncash <input type="checkbox"/> (Complete Part II if there is a noncash contribution.)
1438		\$ 100000.	Person <input checked="" type="checkbox"/> Payroll <input type="checkbox"/> Noncash <input type="checkbox"/> (Complete Part II if there is a noncash contribution.)
1439		\$ 100000.	Person <input checked="" type="checkbox"/> Payroll <input type="checkbox"/> Noncash <input type="checkbox"/> (Complete Part II if there is a noncash contribution.)
		\$	Person <input type="checkbox"/> Payroll <input type="checkbox"/> Noncash <input type="checkbox"/> (Complete Part II if there is a noncash contribution.)

SCHEDULE C
(Form 990 or 990-EZ)

Political Campaign and Lobbying Activities
For Organizations Exempt From Income Tax Under section 501(c) and section 527

OMB No. 1545-0047

2008

Open to Public Inspection

Department of the Treasury
Internal Revenue Service

▶ To be completed by organizations described below.
▶ Attach to Form 990 or Form 990-EZ.

- If the organization answered "Yes," to Form 990, Part IV, line 3, or Form 990-EZ, Part VI, line 46 (Political Campaign Activities), then**
- Section 501(c)(3) organizations: Complete Parts I-A and B. Do not complete Part I-C.
 - Section 501(c) (other than section 501(c)(3)) organizations: Complete Parts I-A and C below. Do not complete Part I-B.
 - Section 527 organizations: Complete Part I-A only.

- If the organization answered "Yes," to Form 990, Part IV, line 4, or Form 990-EZ, Part VI, line 47 (Lobbying Activities), then**
- Section 501(c)(3) organizations that have filed Form 5768 (election under section 501(h)): Complete Part II-A. Do not complete Part II-B.
 - Section 501(c)(3) organizations that have NOT filed Form 5768 (election under section 501(h)): Complete Part II-B. Do not complete Part II-A.

- If the organization answered "Yes," to Form 990, Part IV, line 5 (Proxy Tax), then**
- Section 501(c)(4), (5), or (6) organizations: Complete Part III.

Name of organization Chamber of Commerce of the USA Employer identification number 53-0045720

Part I-A To be completed by all organizations exempt under section 501(c) and section 527 organizations.
See the instructions for Schedule C for details.

- 1 Provide a description of the organization's direct and indirect political campaign activities in Part IV.
- 2 Political expenditures ▶ \$ 23175622.
- 3 Volunteer hours

Part I-B To be completed by all organizations exempt under section 501(c)(3).
See the instructions for Schedule C for details.

- 1 Enter the amount of any excise tax incurred by the organization under section 4955 ▶ \$
- 2 Enter the amount of any excise tax incurred by organization managers under section 4955 ▶ \$
- 3 If the organization incurred a section 4955 tax, did it file Form 4720 for this year? Yes No
- 4a Was a correction made? Yes No
- b If "Yes," describe in Part IV.

Part I-C To be completed by all organizations exempt under section 501(c), except section 501(c)(3).
See the instructions for Schedule C for details.

- 1 Enter the amount directly expended by the filing organization for section 527 exempt function activities ▶ \$ 21085622.
- 2 Enter the amount of the filing organization's funds contributed to other organizations for section 527 exempt function activities ▶ \$ 2090000.
- 3 Total of direct and indirect exempt function expenditures. Add lines 1 and 2 and enter here and on Form 1120-POL, line 17b ▶ \$ 23175622.
- 4 Did the filing organization file Form 1120-POL for this year? Yes No
- 5 State the names, addresses and employer identification number (EIN) of all section 527 political organizations to which payments were made. Enter the amount paid and indicate if the amount was paid from the filing organization's funds or were political contributions received and promptly and directly delivered to a separate political organization, such as a separate segregated fund or a political action committee (PAC). If additional space is needed, provide information in Part IV.

(a) Name	(b) Address	(c) EIN	(d) Amount paid from filing organization's funds. If none, enter -0-	(e) Amount of political contributions received and promptly and directly delivered to a separate political organization. If none, enter -0-

Part II-A To be completed by organizations exempt under section 501(c)(3) that filed Form 5768 (election under section 501(h)). See the instructions for Schedule C for details.

- A Check if the filing organization belongs to an affiliated group.
 B Check if the filing organization checked box A and "limited control" provisions apply.

Limits on Lobbying Expenditures (The term "expenditures" means amounts paid or incurred.)	(a) Filing organization's totals	(b) Affiliated group totals												
1a Total lobbying expenditures to influence public opinion (grassroots lobbying)														
b Total lobbying expenditures to influence a legislative body (direct lobbying)														
c Total lobbying expenditures (add lines 1a and 1b)														
d Other exempt purpose expenditures														
e Total exempt purpose expenditures (add lines 1c and 1d)														
f Lobbying nontaxable amount. Enter the amount from the following table in both columns.														
<table border="1" style="width:100%; border-collapse: collapse;"> <thead> <tr> <th style="width:35%;">If the amount on line 1e, column (a) or (b) is:</th> <th style="width:65%;">The lobbying nontaxable amount is:</th> </tr> </thead> <tbody> <tr> <td>Not over \$500,000</td> <td>20% of the amount on line 1e.</td> </tr> <tr> <td>Over \$500,000 but not over \$1,000,000</td> <td>\$100,000 plus 15% of the excess over \$500,000.</td> </tr> <tr> <td>Over \$1,000,000 but not over \$1,500,000</td> <td>\$175,000 plus 10% of the excess over \$1,000,000.</td> </tr> <tr> <td>Over \$1,500,000 but not over \$17,000,000</td> <td>\$225,000 plus 5% of the excess over \$1,500,000.</td> </tr> <tr> <td>Over \$17,000,000</td> <td>\$1,000,000.</td> </tr> </tbody> </table>	If the amount on line 1e, column (a) or (b) is:	The lobbying nontaxable amount is:	Not over \$500,000	20% of the amount on line 1e.	Over \$500,000 but not over \$1,000,000	\$100,000 plus 15% of the excess over \$500,000.	Over \$1,000,000 but not over \$1,500,000	\$175,000 plus 10% of the excess over \$1,000,000.	Over \$1,500,000 but not over \$17,000,000	\$225,000 plus 5% of the excess over \$1,500,000.	Over \$17,000,000	\$1,000,000.		
If the amount on line 1e, column (a) or (b) is:	The lobbying nontaxable amount is:													
Not over \$500,000	20% of the amount on line 1e.													
Over \$500,000 but not over \$1,000,000	\$100,000 plus 15% of the excess over \$500,000.													
Over \$1,000,000 but not over \$1,500,000	\$175,000 plus 10% of the excess over \$1,000,000.													
Over \$1,500,000 but not over \$17,000,000	\$225,000 plus 5% of the excess over \$1,500,000.													
Over \$17,000,000	\$1,000,000.													
g Grassroots nontaxable amount (enter 25% of line 1f)														
h Subtract line 1g from line 1a. Enter -0- if line g is more than line a														
i Subtract line 1f from line 1c. Enter -0- if line f is more than line c														
j If there is an amount other than zero on either line 1h or line 1i, did the organization file Form 4720 reporting section 4911 tax for this year?	<input type="checkbox"/> Yes	<input type="checkbox"/> No												

4-Year Averaging Period Under Section 501(h)
 (Some organizations that made a section 501(h) election do not have to complete all of the five columns below. See the instructions for lines 2a through 2f of the instructions.)

Lobbying Expenditures During 4-Year Averaging Period					
Calendar year (or fiscal year beginning in)	(a) 2005	(b) 2006	(c) 2007	(d) 2008	(e) Total
2a Lobbying non-taxable amount					
b Lobbying ceiling amount (150% of line 2a, column(e))					
c Total lobbying expenditures					
d Grassroots non-taxable amount					
e Grassroots ceiling amount (150% of line 2d, column (e))					
f Grassroots lobbying expenditures					

Part II-B To be completed by organizations exempt under section 501(c)(3) that have NOT filed Form 5768 (election under section 501(h)). See the instructions for Schedule C for details.

	(a)		(b)
	Yes	No	Amount
1 During the year, did the filing organization attempt to influence foreign, national, state or local legislation, including any attempt to influence public opinion on a legislative matter or referendum, through the use of:			
a Volunteers?			
b Paid staff or management (include compensation in expenses reported on lines 1c through 1i)?			
c Media advertisements?			
d Mailings to members, legislators, or the public?			
e Publications, or published or broadcast statements?			
f Grants to other organizations for lobbying purposes?			
g Direct contact with legislators, their staffs, government officials, or a legislative body?			
h Rallies, demonstrations, seminars, conventions, speeches, lectures, or any other means?			
i Other activities? If "Yes," describe in Part IV			
j Total lines 1c through 1i			
2a Did the activities in line 1 cause the organization to be not described in section 501(c)(3)?			
b If "Yes," enter the amount of any tax incurred under section 4912			
c If "Yes," enter the amount of any tax incurred by organization managers under section 4912			
d If the filing organization incurred a section 4912 tax, did it file Form 4720 for this year?			

Part III-A To be completed by all organizations exempt under section 501(c)(4), section 501(c)(5), or section 501(c)(6). See the instructions for Schedule C for details.

	Yes	No
1 Were substantially all (90% or more) dues received nondeductible by members?		X
2 Did the organization make only in-house lobbying expenditures of \$2,000 or less?		X
3 Did the organization agree to carryover lobbying and political expenditures from the prior year?		X

Part III-B To be completed by all organizations exempt under section 501(c)(4), section 501(c)(5), or section 501(c)(6) if BOTH Part III-A, questions 1 and 2 are answered "No" OR if Part III-A, question 3 is answered "Yes." See Schedule C instructions for details.

1 Dues, assessments and similar amounts from members	1	118645920.
2 Section 162(e) non-deductible lobbying and political expenditures (do not include amounts of political expenses for which the section 527(f) tax was paid).		
a Current year	2a	63138901.
b Carryover from last year	2b	
c Total	2c	63138901.
3 Aggregate amount reported in section 6033(e)(1)(A) notices of nondeductible section 162(e) dues	3	64953320.
4 If notices were sent and the amount on line 2c exceeds the amount on line 3, what portion of the excess does the organization agree to carryover to the reasonable estimate of nondeductible lobbying and political expenditure next year?	4	
5 Taxable amount of lobbying and political expenditures (line 2c total minus 3 and 4)	5	-1814419.

Part IV Supplemental Information

Complete this part to provide the descriptions required for Part I-A, line 1; Part I-B, line 4; Part I-C, line 5; and Part II-B, line 1i. Also, complete this part for any additional information.

The Chamber engaged in public education activities in support of its mission, which includes advancing the interests and concerns of business, economic growth, and the free enterprise system. In pursuit of these goals, the Chamber spends funds directly, or works with other organizations with similar missions.

Schedule D (Form 990)

Supplemental Financial Statements

OMB No. 1545-0047

2008

Open to Public Inspection

Department of the Treasury Internal Revenue Service

Attach to Form 990. To be completed by organizations that answered "Yes," to Form 990, Part IV, line 6, 7, 8, 9, 10, 11, or 12.

Name of the organization

Chamber of Commerce of the USA

Employer identification number

53-0045720

Part I Organizations Maintaining Donor Advised Funds or Other Similar Funds or Accounts. Complete if the organization answered "Yes" to Form 990, Part IV, line 6.

Table with 2 columns: (a) Donor advised funds, (b) Funds and other accounts. Rows include: 1 Total number at end of year, 2 Aggregate contributions to (during year), 3 Aggregate grants from (during year), 4 Aggregate value at end of year, 5 Did the organization inform all donors...?, 6 Did the organization inform all grantees...?

Part II Conservation Easements. Complete if the organization answered "Yes" to Form 990, Part IV, line 7.

1 Purpose(s) of conservation easements held by the organization (check all that apply). 2 Complete lines 2a-2d if the organization held a qualified conservation contribution... 3 Number of conservation easements modified... 4 Number of states where property subject to conservation easement is located... 5 Does the organization have a written policy regarding the periodic monitoring... 6 Staff or volunteer hours devoted to monitoring... 7 Amount of expenses incurred in monitoring... 8 Does each conservation easement reported on line 2(d) above satisfy the requirements of section 170(h)(4)(B)(i) and section 170(h)(4)(B)(ii)? 9 In Part XIV, describe how the organization reports conservation easements...

Table with 2 columns: Held at the End of the Year. Rows: 2a Total number of conservation easements, 2b Total acreage restricted by conservation easements, 2c Number of conservation easements on a certified historic structure included in (a), 2d Number of conservation easements included in (c) acquired after 8/17/06.

Part III Organizations Maintaining Collections of Art, Historical Treasures, or Other Similar Assets.

Complete if the organization answered "Yes" to Form 990, Part IV, line 8.

1a If the organization elected, as permitted under SFAS 116, not to report in its revenue statement and balance sheet works of art, historical treasures, or other similar assets held for public exhibition, education, or research in furtherance of public service, provide, in Part XIV, the text of the footnote to its financial statements that describes these items. b If the organization elected, as permitted under SFAS 116, to report in its revenue statement and balance sheet works of art, historical treasures, or other similar assets held for public exhibition, education, or research in furtherance of public service, provide the following amounts relating to these items: (i) Revenues included in Form 990, Part VIII, line 1 (ii) Assets included in Form 990, Part X 2 If the organization received or held works of art, historical treasures, or other similar assets for financial gain, provide the following amounts required to be reported under SFAS 116 relating to these items: a Revenues included in Form 990, Part VIII, line 1 b Assets included in Form 990, Part X

Part III Organizations Maintaining Collections of Art, Historical Treasures, or Other Similar Assets (continued)

3 Using the organization's accession and other records, check any of the following that are a significant use of its collection items (check all that apply):

- a Public exhibition
- b Scholarly research
- c Preservation for future generations
- d Loan or exchange programs
- e Other _____

4 Provide a description of the organization's collections and explain how they further the organization's exempt purpose in Part XIV.

5 During the year, did the organization solicit or receive donations of art, historical treasures, or other similar assets to be sold to raise funds rather than to be maintained as part of the organization's collection? Yes No

Part IV Trust, Escrow and Custodial Arrangements. Complete if organization answered "Yes" to Form 990, Part IV, line 9, or reported an amount on Form 990, Part X, line 21.

1a Is the organization an agent, trustee, custodian or other intermediary for contributions or other assets not included on Form 990, Part X? Yes No

b If "Yes," explain the arrangement in Part XIV and complete the following table:

- c Beginning balance
- d Additions during the year
- e Distributions during the year
- f Ending balance

	Amount
1c	
1d	
1e	
1f	

2a Did the organization include an amount on Form 990, Part X, line 21? Yes No

b If "Yes," explain the arrangement in Part XIV.

Part V Endowment Funds. Complete if organization answered "Yes" to Form 990, Part IV, line 10.

	(a) Current year	(b) Prior year	(c) Two years back	(d) Three years back	(e) Four years back
1a Beginning of year balance					
b Contributions					
c Investment earnings or losses					
d Grants or scholarships					
e Other expenditures for facilities and programs					
f Administrative expenses					
g End of year balance					

2 Provide the estimated percentage of the year end balance held as:

- a Board designated or quasi-endowment %
- b Permanent endowment %
- c Term endowment %

3a Are there endowment funds not in the possession of the organization that are held and administered for the organization by:

	Yes	No
(i) unrelated organizations	3a(i)	
(ii) related organizations	3a(ii)	
b If "Yes" to 3a(ii), are the related organizations listed as required on Schedule R?	3b	

4 Describe in Part XIV the intended uses of the organization's endowment funds.

Part VI Investments - Land, Buildings, and Equipment. See Form 990, Part X, line 10.

Description of investment	(a) Cost or other basis (investment)	(b) Cost or other basis (other)	(c) Depreciation	(d) Book value
1a Land		1386342.		1386342.
b Buildings		33841777.	22515759.	11326018.
c Leasehold improvements				
d Equipment		3492168.	2475515.	1016653.
e Other		6763032.	6398204.	364828.
Total. Add lines 1a-1e. (Column (d) should equal Form 990, Part X, column (B), line 10(c).)				14093841.

Part VII Investments - Other Securities. See Form 990, Part X, line 12.

(a) Description of security or category (including name of security)	(b) Book value	(c) Method of valuation: Cost or end-of-year market value
Financial derivatives and other financial products		
Closely-held equity interests		
Other		
Total. (Col (b) should equal Form 990, Part X, col (B) line 12.) ▶		

Part VIII Investments - Program Related. See Form 990, Part X, line 13.

(a) Description of investment type	(b) Book value	(c) Method of valuation: Cost or end-of-year market value
Total. (Col (b) should equal Form 990, Part X, col (B) line 13.) ▶		

Part IX Other Assets. See Form 990, Part X, line 15.

(a) Description	(b) Book value
Total. (Column (b) should equal Form 990, Part X, col (B) line 15.) ▶	

Part X Other Liabilities. See Form 990, Part X, line 25.

(a) Description of liability	(b) Amount
Federal income taxes	
Actuarial Liabilities	62045045.
Loans from related organizations	22427441.
Due to/from related organizations	2203482.
Total. (Column (b) should equal Form 990, Part X, col (B) line 25.) ▶	86675968.

In Part XIV, provide the text of the footnote to the organization's financial statements that reports the organization's liability for uncertain tax positions under FIN 48.

Part XI Reconciliation of Change in Net Assets from Form 990 to Financial Statements

1	Total revenue (Form 990, Part VIII, column (A), line 12)	1
2	Total expenses (Form 990, Part IX, column (A), line 25)	2
3	Excess or (deficit) for the year. Subtract line 2 from line 1	3
4	Net unrealized gains (losses) on investments	4
5	Donated services and use of facilities	5
6	Investment expenses	6
7	Prior period adjustments	7
8	Other (Describe in Part XIV)	8
9	Total adjustments (net). Add lines 4-8	9
10	Excess or (deficit) for the year per financial statements. Combine lines 3 and 9	10

Part XII Reconciliation of Revenue per Audited Financial Statements With Revenue per Return

1	Total revenue, gains, and other support per audited financial statements		1
2	Amounts included on line 1 but not on Form 990, Part VIII, line 12:		
a	Net unrealized gains on investments	2a	
b	Donated services and use of facilities	2b	
c	Recoveries of prior year grants	2c	
d	Other (Describe in Part XIV)	2d	
e	Add lines 2a through 2d		2e
3	Subtract line 2e from line 1		3
4	Amounts included on Form 990, Part VIII, line 12, but not on line 1:		
a	Investment expenses not included on Form 990, Part VIII, line 7b	4a	
b	Other (Describe in Part XIV)	4b	
c	Add lines 4a and 4b		4c
5	Total revenue. Add lines 3 and 4c. (This should equal Form 990, Part I, line 12.)		5

Part XIII Reconciliation of Expenses per Audited Financial Statements With Expenses per Return

1	Total expenses and losses per audited financial statements		1
2	Amounts included on line 1 but not on Form 990, Part IX, line 25:		
a	Donated services and use of facilities	2a	
b	Prior year adjustments	2b	
c	Losses reported on Form 990, Part IX, line 25	2c	
d	Other (Describe in Part XIV)	2d	
e	Add lines 2a through 2d		2e
3	Subtract line 2e from line 1		3
4	Amounts included on Form 990, Part IX, line 25, but not on line 1:		
a	Investment expenses not included on Form 990, Part VIII, line 7b	4a	
b	Other (Describe in Part XIV)	4b	
c	Add lines 4a and 4b		4c
5	Total expenses. Add lines 3 and 4c. (This should equal Form 990, Part I, line 18.)		5

Part XIV Supplemental Information

Complete this part to provide the descriptions required for Part II, lines 3, 5, and 9; Part III, lines 1a and 4; Part IV, lines 1b and 2b; Part V, line 4; Part X; Part XI, line 8; Part XII, lines 2d and 4b; and Part XIII, lines 2d and 4b.

FIN 48 footnote from 2008 audit:

In June 2006, the Financial Accounting Standards Board (FASB) issued FASB Interpretation (FIN) No. 48 Accounting for Uncertainty in Income Taxes, an interpretation of FASB Statement No. 109. FIN 48 addresses the determination of how tax benefits claimed or expected to be claimed on a tax return should be recorded in the financial statements. Additionally, the tax benefit from an uncertain tax position must be recognized only if

Part XIV Supplemental Information *(continued)*

it is more-likely-than-not that the tax position will be sustained upon examination by the tax authorities. FIN 48 is effective for the Chamber and all of its affiliates beginning January 1, 2009. Management is currently evaluating the provisions of this new pronouncement.

Schedule F
(Form 990)

Department of the Treasury
Internal Revenue Service

Statement of Activities Outside the United States

▶ Attach to Form 990. Complete if the organization answered "Yes" to
Form 990, Part IV, line 14b, line 15, or line 16.

OMB No. 1545-0047

2008

Open to Public
Inspection

Name of the organization Chamber of Commerce of the USA	Employer identification number 53-0045720
---	---

Part I **General Information on Activities Outside the United States.** Complete if the organization answered "Yes" to Form 990, Part IV, line 14b.

- 1 **For grantmakers.** Does the organization maintain records to substantiate the amount of the grants or assistance, the grantees' eligibility for the grants or assistance, and the selection criteria used to award the grants or assistance? Yes No
- 2 **For grantmakers.** Describe in Part IV the organization's procedures for monitoring the use of grant funds outside the United States.

3 **Activities per Region.** (Use Schedule F-1 (Form 990) if additional space is needed.)

(a) Region	(b) Number of offices in the region	(c) Number of employees or agents in region	(d) Activities conducted in region (by type) (i.e., fundraising, program services, grants to recipients located in the region)	(e) If activity listed in (d) is a program service, describe specific type of service(s) in region	(f) Total expenditures in region
South Asia	1	2	Fundraising and programs services associated with the US-India Business Council.	Membership benefits of the US-India Business Council.	328367.
Europe	1	4	Lobbying in Brussels.	Business advocacy in Europe.	631693.
Totals	2	6			960060.

53-0045720

Chamber of Commerce of the USA

Schedule F (Form 990) 2008

Part II Grants and Other Assistance to Organizations or Entities Outside the United States. Complete if the organization answered "Yes" to Form 990, Part IV, line 15, for any recipient who received more than \$5,000. Check this box if no one recipient received more than \$5,000

Use Schedule F-1 (Form 990) if additional space is needed.

Table with 8 columns: (a) Name of organization, (b) IRS code section and EIN, (c) Region, (d) Purpose of grant, (e) Amount of cash grant, (f) Manner of cash disbursement, (g) Amount of non-cash assistance, (h) Description of non-cash assistance, (i) Method of valuation.

2 Enter total number of organizations that are recognized as charities by the foreign country or for which the grantee or counsel has provided a section 501(c)(3) equivalency letter

3 Enter total number of other organizations or entities

SCHEDULE G
(Form 990 or 990-EZ)

**Supplemental Information Regarding
Fundraising or Gaming Activities**

OMB No. 1545-0047

2008

**Open To Public
Inspection**

Department of the Treasury
Internal Revenue Service

▶ Attach to Form 990 or Form 990-EZ. Must be completed by organizations that answer "Yes" to Form 990, Part IV, lines 17, 18, or 19, and by organizations that enter more than \$15,000 on Form 990-EZ, line 6a.

Name of the organization **Chamber of Commerce of the USA** Employer identification number **53-0045720**

Part I Fundraising Activities. Complete if the organization answered "Yes" to Form 990, Part IV, line 17.

1 Indicate whether the organization raised funds through any of the following activities. Check all that apply.

- a Mail solicitations
- b Email solicitations
- c Phone solicitations
- d In-person solicitations
- e Solicitation of non-government grants
- f Solicitation of government grants
- g Special fundraising events

2 a Did the organization have a written or oral agreement with any individual (including officers, directors, trustees or key employees listed in Form 990, Part VII) or entity in connection with professional fundraising services? Yes No

b If "Yes," list the ten highest paid individuals or entities (fundraisers) pursuant to agreements under which the fundraiser is to be compensated at least \$5,000 by the organization. Form 990-EZ filers are not required to complete this table.

(i) Name of individual or entity (fundraiser)	(ii) Activity	(iii) Did fundraiser have custody or control of contributions?		(iv) Gross receipts from activity	(v) Amount paid to (or retained by) fundraiser listed in col. (i)	(vi) Amount paid to (or retained by) organization
		Yes	No			
Carol Hallett	General fundraising		X	2485272.	233332.	2251940.
Brandon Sweitzer	General fundraising		X	722500.	249996.	472504.
Total				3207772.	483328.	2724444.

3 List all states in which the organization is registered or licensed to solicit funds or has been notified it is exempt from registration or licensing.

Part II Fundraising Events. Complete if the organization answered "Yes" to Form 990, Part IV, line 18, or reported more than \$15,000 on Form 990-EZ, line 6a. List events with gross receipts greater than \$5,000.

		(a) Event #1	(b) Event #2	(c) Other Events	(d) Total Events (Add col. (a) through col. (c))
		(event type)	(event type)	(total number)	
Revenue	1	Gross receipts			
	2	Less: Charitable contributions			
	3	Gross revenue (line 1 minus line 2)			
Direct Expenses	4	Cash prizes			
	5	Non-cash prizes			
	6	Rent/facility costs			
	7	Other direct expenses			
	8	Direct expense summary. Add lines 4 through 7 in column (d)			()
	9	Net income summary. Combine lines 3 and 8 in column (d)			()

Part III Gaming. Complete if the organization answered "Yes" to Form 990, Part IV, line 19, or reported more than \$15,000 on Form 990-EZ, line 6a.

		(a) Bingo	(b) Pull tabs/instant bingo/progressive bingo	(c) Other gaming	(d) Total gaming (Add col. (a) through col. (c))
		1	Gross revenue		
Direct Expenses	2	Cash prizes			
	3	Non-cash prizes			
	4	Rent/facility costs			
	5	Other direct expenses			
	6	Volunteer labor	<input type="checkbox"/> Yes _____ % <input type="checkbox"/> No _____ %	<input type="checkbox"/> Yes _____ % <input type="checkbox"/> No _____ %	<input type="checkbox"/> Yes _____ % <input type="checkbox"/> No _____ %
7	Direct expense summary. Add lines 2 through 5 in column (d)				()
8	Net gaming income summary. Combine lines 1 and 7 in column (d)				()

9 Enter the state(s) in which the organization operates gaming activities: _____

a Is the organization licensed to operate gaming activities in each of these states? _____

b If "No," Explain: _____

10a Were any of the organization's gaming licenses revoked, suspended or terminated during the tax year? _____

b If "Yes," Explain: _____

11 Does the organization operate gaming activities with nonmembers? _____

12 Is the organization a grantor, beneficiary or trustee of a trust or a member of a partnership or other entity formed to administer charitable gaming? _____

	Yes	No
9a		
10a		
11		
12		

		Yes	No
13 Indicate the percentage of gaming activity operated in:			
a The organization's facility	13a	%	
b An outside facility	13b	%	
14 Provide the name and address of the person who prepares the organization's gaming/special events books and records:			
Name ▶ _____			
Address ▶ _____			
15a Does the organization have a contract with a third party from whom the organization receives gaming revenue?			
15a			
b If "Yes," enter the amount of gaming revenue received by the organization ▶ \$ _____ and the amount of gaming revenue retained by the third party ▶ \$ _____			
c If "Yes," enter name and address:			
Name ▶ _____			
Address ▶ _____			
16 Gaming manager information:			
Name ▶ _____			
Gaming manager compensation ▶ \$ _____			
Description of services provided ▶ _____			
<input type="checkbox"/> Director/officer <input type="checkbox"/> Employee <input type="checkbox"/> Independent contractor			
17 Mandatory distributions:			
a Is the organization required under state law to make charitable distributions from the gaming proceeds to retain the state gaming license?			
17a			
b Enter the amount of distributions required under state law distributed to other exempt organizations or spent in the organization's own exempt activities during the tax year ▶ \$ _____			

**SCHEDULE J
(Form 990)**

Department of the Treasury
Internal Revenue Service

Compensation Information

For certain Officers, Directors, Trustees, Key Employees, and Highest Compensated Employees

▶ Attach to Form 990. To be completed by organizations that answered "Yes" to Form 990, Part IV, line 23.

OMB No. 1545-0047

2008

Open to Public Inspection

Name of the organization

Chamber of Commerce of the USA

Employer identification number

53-0045720

Part I Questions Regarding Compensation

1a Check the appropriate box(es) if the organization provided any of the following to or for a person listed in Form 990, Part VII, Section A, line 1a. Complete Part III to provide any relevant information regarding these items.

- First-class or charter travel
- Travel for companions
- Tax indemnification and gross-up payments
- Discretionary spending account
- Housing allowance or residence for personal use
- Payments for business use of personal residence
- Health or social club dues or initiation fees
- Personal services (e.g., maid, chauffeur, chef)

b If line 1a is checked, did the organization follow a written policy regarding payment or reimbursement or provision of all of the expenses described above? If "No," complete Part III to explain

2 Did the organization require substantiation prior to reimbursing or allowing expenses incurred by all officers, directors, trustees, and the CEO/Executive Director, regarding the items checked in line 1a?

3 Indicate which, if any, of the following the organization uses to establish the compensation of the organization's CEO/Executive Director. Check all that apply.

- Compensation committee
- Independent compensation consultant
- Form 990 of other organizations
- Written employment contract
- Compensation survey or study
- Approval by the board or compensation committee

4 During the year, did any person listed in Form 990, Part VII, Section A, line 1a:

- a Receive a severance payment or change of control payment?
- b Participate in, or receive payment from, a supplemental nonqualified retirement plan?
- c Participate in, or receive payment from, an equity-based compensation arrangement?

If "Yes" to any of lines 4a-c, list the persons and provide the applicable amounts for each item in Part III.

Only 501(c)(3) and 501(c)(4) organizations must complete lines 5-8.

5 For persons listed in Form 990, Part VII, Section A, line 1a, did the organization pay or accrue any compensation contingent on the revenues of:

- a The organization?
 - b Any related organization?
- If "Yes," to line 5a or 5b, describe in Part III.

6 For persons listed in Form 990, Part VII, Section A, line 1a, did the organization pay or accrue any compensation contingent on the net earnings of:

- a The organization?
 - b Any related organization?
- If "Yes" to line 6a or 6b, describe in Part III.

7 For persons listed in Form 990, Part VII, Section A, line 1a, did the organization provide any non-fixed payments not described in lines 5 and 6? If "Yes," describe in Part III

8 Were any amounts reported in Form 990, Part VII, paid or accrued pursuant to a contract that was subject to the initial contract exception described in Regs. section 53.4958-4(a)(3)? If "Yes," describe in Part III

	Yes	No
1b	X	
2	X	
4a		X
4b	X	
4c		X
5a		
5b		
6a		
6b		
7		
8		

LHA For Privacy Act and Paperwork Reduction Act Notice, see the Instructions for Form 990.

Schedule J (Form 990) 2008

Part II Officers, Directors, Trustees, Key Employees, and Highest Compensated Employees. Use Schedule J-1 if additional space is needed.

For each individual whose compensation must be reported in Schedule J, report compensation from the organization on row (i) and from related organizations, described in the instructions, on row (ii). Do not list any individuals that are not listed on Form 990, Part VII.

Note. The sum of columns (B)(i)-(iii) must equal the applicable column (D) or column (E) amounts on Form 990, Part VII, line 1a.

(A) Name	(B) Breakdown of W-2 and/or 1099-MISC compensation			(C) Deferred compensation	(D) Nontaxable benefits	(E) Total of columns (B)(i)-(D)	(F) Compensation reported in prior Form 990 or Form 990-EZ
	(i) Base compensation	(ii) Bonus & incentive compensation	(iii) Other compensation				
Thomas Donohue	(i) 1090395. (ii) 0. (iii) 467308.	2550000. 0. 215000.	90985. 0. 12281.	35700. 0. 14950.	10012. 0. 13289.	3777092. 0. 722828.	0. 0. 0.
Steven Law	(i) 284808. (ii) 0. (iii) 747692.	55000. 0. 830000.	11420. 0. 5191.	30700. 0. 14950.	12824. 0. 13289.	394752. 0. 1611122.	0. 0. 0.
Agnes Warfield	(i) 621538. (ii) 0. (iii) 516154.	300000. 0. 200000.	147040. 0. 66631.	60700. 0. 21200.	10012. 0. 13289.	1139290. 0. 817274.	0. 0. 0.
Robert Josten	(i) 516154. (ii) 0. (iii) 317308.	200000. 0. 300000.	66631. 0. 69984.	21200. 0. 26200.	13289. 0. 5532.	817274. 0. 719024.	0. 0. 0.
David Chavern	(i) 317308. (ii) 0. (iii) 415385.	300000. 0. 140000.	69984. 0. 27540.	26200. 0. 54000.	5532. 0. 1366.	719024. 0. 638291.	0. 0. 0.
William Miller	(i) 415385. (ii) 0. (iii) 249231.	140000. 0. 50000.	27540. 0. 18310.	54000. 0. 81000.	1366. 0. 870.	638291. 0. 399411.	0. 0. 0.
Daniel Christman	(i) 249231. (ii) 0. (iii) 326192.	50000. 0. 325000.	18310. 0. 84645.	81000. 0. 22800.	870. 0. 1010.	399411. 0. 759647.	0. 0. 0.
Shannon DiBari	(i) 326192. (ii) 0. (iii) 519231.	325000. 0. 200000.	84645. 0. 15476.	22800. 0. 14950.	1010. 0. 1366.	759647. 0. 751023.	0. 0. 0.
David Hirschmann	(i) 519231. (ii) 0. (iii) 388654.	200000. 0. 175000.	-1186. 0. 22101.	12565. 0. 3600.	13289. 0. 9857.	743899. 0. 599212.	0. 0. 0.
James Jones	(i) 519231. (ii) 0. (iii) 425769.	200000. 0. 72000.	-1186. 0. 29795.	12565. 0. 25800.	13289. 0. 13289.	743899. 0. 566653.	0. 0. 0.
Thomas Collamore	(i) 388654. (ii) 0. (iii) 425769.	175000. 0. 72000.	22101. 0. 29795.	3600. 0. 25800.	9857. 0. 13289.	599212. 0. 566653.	0. 0. 0.
Carl Grant	(i) 425769. (ii) 0. (iii) 249996.	72000. 0. 0.	29795. 0. 0.	25800. 0. 0.	13289. 0. 0.	566653. 0. 249996.	0. 0. 0.
Rolf Lundberg	(i) 249996. (ii) 0. (iii) 116180.	0. 0. 0.	0. 0. 0.	0. 0. 0.	0. 0. 0.	249996. 0. 116180.	0. 0. 0.
Brandon Sweitzer	(i) 116180. (ii) 0. (iii) 0.	0. 0. 0.	0. 0. 0.	0. 0. 0.	0. 0. 0.	116180. 0. 0.	0. 0. 0.
Stephen Bokar	(i) 0. (ii) 0. (iii) 0.	0. 0. 0.	0. 0. 0.	0. 0. 0.	0. 0. 0.	0. 0. 0.	0. 0. 0.

Part III Supplemental Information

Complete this part to provide the information, explanation, or descriptions required for Part I, lines 1a, 1b, 4c, 5a, 5b, 6a, 6b, 7, and 8. Also complete this part for any additional information.

Part I, Line 1a:

Charter air travel is provided to the President/CEO only, a portion of which is treated as taxable compensation. First class business travel is available to the President/CEO, designated employees, and for international travel to Asia. Seven of the individuals listed in Part VII of the core form utilized first class travel at least once. Travel for companions is available for business purposes only, when companions are invited and expected to attend. Eight of the individuals listed in Part VII of the core form utilized travel for companions at least once. None of these are treated as taxable benefits.

Gross up payments are added to supplemental pension benefits. These benefits are reported as taxable benefits and are available to all employees with compensation exceeding the ERISA limit.

Social club dues are available to eight of the individuals listed in Part VII of the core form for business use only. They are not treated as taxable benefits.

Part III Supplemental Information

Complete this part to provide the information, explanation, or descriptions required for Part I, lines 1a, 1b, 4c, 5a, 5b, 6a, 6b, 7, and 8. Also complete this part for any additional information.

Chauffeur services are available to three of the individuals listed in Part

VII of the core form for business use only. They are not treated as taxable benefits.

Part I, Line 4b: Supplemental Pension list:

Robert Bruce Josten 145,032

David Hirschmann 80,815

David Chavern 65,810

William Miller 64,618

Rolf Lundberg 30,755

Daniel Christman 25,040

Shannon DiBari 16,115

Carl Grant 14,106

Steven Law 12,833

Stan Harrell 12,471

James Jones 9,346

Agnes Warfield 6,210

SCHEDULE J-2
(Form 990)

Continuation Sheet for Form 990

OMB No. 1545-0047

2008

Open to Public Inspection

Department of the Treasury
Internal Revenue Service

▶ **Attach to Form 990 to list additional information for Form 990, Part VII, Section A, line 1a.**

Name of the Organization

Chamber of Commerce of the USA

Employer Identification number
53-0045720

Part I Continuation of Officers, Directors, Trustees, Key Employees, and Highest Compensated Employees

(A) Name and Title	(B) Average hours per week	(C) Position (check all that apply)						(D) Reportable compensation from the organization (W-2/1099-MISC)	(E) Reportable compensation from related organizations (W-2/1099-MISC)	(F) Estimated amount of other compensation from the organization and related organizations
		Individual trustee or director	Institutional Trustee	Officer	Key employee	Highest compensated employee	Former			
Marcel Dubois Director	1.00	X					0.	0.	0.	
Michael L. Ducker Director	1.00	X					0.	0.	0.	
Carrie Dwyer Director	1.00	X					0.	0.	0.	
Patricia Elizondo Director	1.00	X					0.	0.	0.	
Robert D. Fatovic Director	1.00	X					0.	0.	0.	
Lynn L. Franzoi Director	1.00	X					0.	0.	0.	
Richard Frasch Director	1.00	X					0.	0.	0.	
Mark D. French Director	1.00	X					0.	0.	0.	
Ted R. French Director	1.00	X					0.	0.	0.	
Craig L. Fuller Director	1.00	X					0.	0.	0.	
Walter J. Galvin Director	1.00	X					0.	0.	0.	
William Garlough Director	1.00	X					0.	0.	0.	
Thomas A. Gottschalk Director	1.00	X					0.	0.	0.	
Shannon L. Greene Director	1.00	X					0.	0.	0.	
James M. Guyette Director	1.00	X					0.	0.	0.	
Cathy A Harper Director	1.00	X					0.	0.	0.	
W. Melvin Hass, III Director	1.00	X					0.	0.	0.	
Winthrop M. Hallett III Director	1.00	X					0.	0.	0.	
Shigeru Hayakawa Director	1.00	X					0.	0.	0.	
Kevin Herglotz Director	1.00	X					0.	0.	0.	

LHA For Privacy Act and Paperwork Reduction Act Notice, see the Instructions for Form 990.

Schedule J-2 (Form 990) 2008

SCHEDULE J-2
(Form 990)

Continuation Sheet for Form 990

OMB No. 1545-0047

2008

Open to Public Inspection

Department of the Treasury
Internal Revenue Service

▶ Attach to Form 990 to list additional information for Form 990, Part VII, Section A, line 1a.

Name of the Organization

Chamber of Commerce of the USA

Employer Identification number

53-0045720

Part I Continuation of Officers, Directors, Trustees, Key Employees, and Highest Compensated Employees

(A) Name and Title	(B) Average hours per week	(C) Position (check all that apply)						(D) Reportable compensation from the organization (W-2/1099-MISC)	(E) Reportable compensation from related organizations (W-2/1099-MISC)	(F) Estimated amount of other compensation from the organization and related organizations
		Individual trustee or director	Institutional trustee	Officer	Key employee	Highest compensated employee	Former			
S. Dale High Director	1.00	X					0.	0.	0.	
James A. Hixon Director	1.00	X					0.	0.	0.	
G. Edison (Ed) Holland, Director	1.00	X					0.	0.	0.	
Jeffrey D. Holley Director	1.00	X					0.	0.	0.	
John L. Hopkins Director	1.00	X					0.	0.	0.	
C.A. Howlett Director	1.00	X					0.	0.	0.	
Thomas Hutchison III Director	1.00	X					0.	0.	0.	
Orrin H. Ingram Director	1.00	X					0.	0.	0.	
Harold L. Jackson Director	1.00	X					0.	0.	0.	
Donald M. James Director	1.00	X					0.	0.	0.	
Jan L. Jones Director	1.00	X					0.	0.	0.	
Paul W. Jones Director	1.00	X					0.	0.	0.	
Jeff Kelly Director	1.00	X					0.	0.	0.	
David E. Kepler Director	1.00	X					0.	0.	0.	
Dan Kirby Director	1.00	X					0.	0.	0.	
C. Virginia Kirkpatrick Director	1.00	X					0.	0.	0.	
Paul J. Klaassen Director	1.00	X					0.	0.	0.	
Klaus Kleinfeld Director	1.00	X					0.	0.	0.	
Greg Lebedev Director	1.00	X					0.	0.	0.	
Stuart L. Levenick Director	1.00	X					0.	0.	0.	

LHA For Privacy Act and Paperwork Reduction Act Notice, see the Instructions for Form 990.

Schedule J-2 (Form 990) 2008

SCHEDULE J-2
(Form 990)

Continuation Sheet for Form 990

OMB No. 1545-0047

2008

Open to Public Inspection

Department of the Treasury
Internal Revenue Service

▶ **Attach to Form 990 to list additional information for Form 990, Part VII, Section A, line 1a.**

Name of the Organization

Chamber of Commerce of the USA

Employer Identification number
53-0045720

Part I Continuation of Officers, Directors, Trustees, Key Employees, and Highest Compensated Employees

(A) Name and Title	(B) Average hours per week	(C) Position (check all that apply)						(D) Reportable compensation from the organization (W-2/1099-MISC)	(E) Reportable compensation from related organizations (W-2/1099-MISC)	(F) Estimated amount of other compensation from the organization and related organizations
		Individual trustee or director	Institutional trustee	Officer	Key employee	Highest compensated employee	Former			
Larry A. Liebenow Director	1.00	X					0.	0.	0.	
Peter B. Lilly Director	1.00	X					0.	0.	0.	
William G. Little Director	1.00	X					0.	0.	0.	
Mark Loughridge Director	1.00	X					0.	0.	0.	
Gary M. Mabrey III Director	1.00	X					0.	0.	0.	
Robert D. MacDonald Director	1.00	X					0.	0.	0.	
Lisa M. Mascolo Director	1.00	X					0.	0.	0.	
Michael D. Maves Director	1.00	X					0.	0.	0.	
Richard H. McClure Director	1.00	X					0.	0.	0.	
Joan McCoy Director	1.00	X					0.	0.	0.	
James W. Mendenhall Director	1.00	X					0.	0.	0.	
Gerard K. Meuchner Director	1.00	X					0.	0.	0.	
David L. Miller Director	1.00	X					0.	0.	0.	
Ronald T. Monford Director	1.00	X					0.	0.	0.	
David F. Moxam Director	1.00	X					0.	0.	0.	
Dennis M. Nally Director	1.00	X					0.	0.	0.	
Terry F. Neimeyer Director	1.00	X					0.	0.	0.	
Dennis E. Nixon Director	1.00	X					0.	0.	0.	
George Nolen Director	1.00	X					0.	0.	0.	
Brian O'Hara Director	1.00	X					0.	0.	0.	

LHA For Privacy Act and Paperwork Reduction Act Notice, see the Instructions for Form 990.

Schedule J-2 (Form 990) 2008

SCHEDULE J-2
(Form 990)

Continuation Sheet for Form 990

OMB No. 1545-0047

2008

Open to Public Inspection

Department of the Treasury
Internal Revenue Service

▶ Attach to Form 990 to list additional information for Form 990, Part VII, Section A, line 1a.

Name of the Organization

Chamber of Commerce of the USA

Employer Identification number

53-0045720

Part I Continuation of Officers, Directors, Trustees, Key Employees, and Highest Compensated Employees

(A) Name and Title	(B) Average hours per week	(C) Position (check all that apply)						(D) Reportable compensation from the organization (W-2/1099-MISC)	(E) Reportable compensation from related organizations (W-2/1099-MISC)	(F) Estimated amount of other compensation from the organization and related organizations
		Individual trustee or director	Institutional trustee	Officer	Key employee	Highest compensated employee	Former			
Patricia Owen Director	1.00	X						0.	0.	0.
Fredrick D. Palmer Director	1.00	X						0.	0.	0.
Rhonda J. Parish Director	1.00	X						0.	0.	0.
Manuel J. Perez de la Me Director	1.00	X						0.	0.	0.
Raymond E. Pinard Director	1.00	X						0.	0.	0.
Randal K. Quarles Director	1.00	X						0.	0.	0.
Larree M Renda Director	1.00	X						0.	0.	0.
Martin H. Richenhagen Director	1.00	X						0.	0.	0.
James E. Rogers Director	1.00	X						0.	0.	0.
John Ruan III Director	1.00	X						0.	0.	0.
Gary L. Rutledge Director	1.00	X						0.	0.	0.
James E. Rutrough Director	1.00	X						0.	0.	0.
Tracy G. Schmidt Director	1.00	X						0.	0.	0.
Douglas A. Sgarro Director	1.00	X						0.	0.	0.
Rajendra Singh Director	1.00	X						0.	0.	0.
Joshua I. Smith Director	1.00	X						0.	0.	0.
Charles R. Stamp Jr Director	1.00	X						0.	0.	0.
David A. Steinberg Director	1.00	X						0.	0.	0.
Jeffry E. Sterba Director	1.00	X						0.	0.	0.
Donald J. Sterhan Director	1.00	X						0.	0.	0.

LHA For Privacy Act and Paperwork Reduction Act Notice, see the Instructions for Form 990.

Schedule J-2 (Form 990) 2008

SCHEDULE J-2
(Form 990)

Continuation Sheet for Form 990

OMB No. 1545-0047

2008

Open to Public Inspection

Department of the Treasury
Internal Revenue Service

▶ Attach to Form 990 to list additional information for Form 990, Part VII, Section A, line 1a.

Name of the Organization

Chamber of Commerce of the USA

Employer Identification number
53-0045720

Part I Continuation of Officers, Directors, Trustees, Key Employees, and Highest Compensated Employees

(A) Name and Title	(B) Average hours per week	(C) Position (check all that apply)						(D) Reportable compensation from the organization (W-2/1099-MISC)	(E) Reportable compensation from related organizations (W-2/1099-MISC)	(F) Estimated amount of other compensation from the organization and related organizations
		Individual trustee or director	Institutional trustee	Officer	Key employee	Highest compensated employee	Former			
Sy Sternberg Director	1.00	X					0.	0.	0.	
Harland Stonecipher Director	1.00	X					0.	0.	0.	
Gary J. Taylor Director	1.00	X					0.	0.	0.	
Larry D. Thompson Director	1.00	X					0.	0.	0.	
Mark S. Towe Director	1.00	X					0.	0.	0.	
Leon Trammell Director	1.00	X					0.	0.	0.	
Frank L. VanderSloot Director	1.00	X					0.	0.	0.	
Stephen R. Van Meter Director	1.00	X					0.	0.	0.	
Roland H. Vaughan Director	1.00	X					0.	0.	0.	
Steven F. Walker Director	1.00	X					0.	0.	0.	
William L. Walton Director	1.00	X					0.	0.	0.	
Edward Wanandi Director	1.00	X					0.	0.	0.	
H. Thomas Watkins Director	1.00	X					0.	0.	0.	
William P. Weidner Director	1.00	X					0.	0.	0.	
Ronald E. Weinberg Director	1.00	X					0.	0.	0.	
James M. Wordsworth Director	1.00	X					0.	0.	0.	
Dennis R. Wraase Director	1.00	X					0.	0.	0.	
Steven Law SVP, CLO Gnrl Counsel & Stan Harrell Sr VP CFO & CIO	40.00		X				694589.	0.	28239.	
Agnes Warfield SVP Fundraising	40.00		X				351228.	0.	43524.	
	40.00			X			1582883.	0.	28239.	

LHA For Privacy Act and Paperwork Reduction Act Notice, see the Instructions for Form 990.

Schedule J-2 (Form 990) 2008

SCHEDULE J-2
(Form 990)

Continuation Sheet for Form 990

OMB No. 1545-0047

2008

Open to Public Inspection

Department of the Treasury
Internal Revenue Service

▶ Attach to Form 990 to list additional information for Form 990, Part VII, Section A, line 1a.

Name of the Organization

Chamber of Commerce of the USA

Employer Identification number
53-0045720

Part II Continuation of Officers, Directors, Trustees, Key Employees, and Highest Compensated Employees

(A) Name and Title	(B) Average hours per week	(C) Position (check all that apply)						(D) Reportable compensation from the organization (W-2/1099-MISC)	(E) Reportable compensation from related organizations (W-2/1099-MISC)	(F) Estimated amount of other compensation from the organization and related organizations
		Individual trustee or director	Institutional trustee	Officer	Key employee	Highest compensated employee	Former			
Robert Josten Executive VP	40.00				X			1068578.	0.	70712.
David Chavern Executive Vice President	40.00				X			782785.	0.	34489.
William Miller VP Cong & Pub Affs & Nat	40.00				X			687292.	0.	31732.
Daniel Christman SVP, International Affai	40.00				X			582925.	0.	55366.
Shannon DiBari SVP, Administration	40.00				X			317541.	0.	81870.
David Hirschmann SVP, Pres Capital Market	40.00					X		735837.	0.	23810.
James Jones President Energy Institu	40.00					X		734707.	0.	16316.
Thomas Collamore SVP, Comm & Strategy, Cn	40.00					X		718045.	0.	25854.
Carl Grant SVP, Member Develop & Co	40.00					X		585755.	0.	13457.
Rolf Lundberg SVP, Cong & Public Affai	40.00					X		527564.	0.	39089.
Brandon Sweitzer Former Director							X	249996.	0.	0.
Stephen Bokat Former Secretary							X	116180.	0.	0.

SCHEDULE L
(Form 990 or 990-EZ)

Department of the Treasury
Internal Revenue Service

Transactions with Interested Persons

▶ Attach to Form 990 or Form 990-EZ.
▶ To be completed by organizations that answered
"Yes" on Form 990, Part IV, lines 25a, 25b, 26, 27, 28a, 28b, or 28c,
or Form 990-EZ, Part V, lines 38a or 40b.

OMB No. 1545-0047

2008

Open To Public
Inspection

Name of the organization **Chamber of Commerce of the USA** Employer identification number **53-0045720**

Part I Excess Benefit Transactions (section 501(c)(3) and section 501(c)(4) organizations only).
To be completed by organizations that answered "Yes" on Form 990, Part IV, line 25a or 25b, or Form 990-EZ, Part V, line 40b.

1	(a) Name of disqualified person	(b) Description of transaction	(c) Corrected?	
			Yes	No

2 Enter the amount of tax imposed on the organization managers or disqualified persons during the year under section 4958 \$

3 Enter the amount of tax, if any, on line 2, above, reimbursed by the organization \$

Part II Loans to and/or From Interested Persons.
To be completed by organizations that answered "Yes" on Form 990, Part IV, line 26, or Form 990-EZ, Part V, line 38a.

(a) Name of interested person and purpose	(b) Loan to or from the organization?		(c) Original principal amount	(d) Balance due	(e) In default?		(f) Approved by board or committee?		(g) Written agreement?	
	To	From			Yes	No	Yes	No	Yes	No
Total				\$						

Part III Grants or Assistance Benefiting Interested Persons.
To be completed by organizations that answered "Yes" on Form 990, Part IV, line 27.

(a) Name of interested person	(b) Relationship between interested person and the organization	(c) Amount of grant or type of assistance

Part IV Business Transactions Involving Interested Persons.
To be completed by organizations that answered "Yes" on Form 990, Part IV, lines 28a, 28b, or 28c.

(a) Name of interested person	(b) Relationship between interested person and the organization	(c) Amount of transaction	(d) Description of transaction	(e) Sharing of organization's revenues?	
				Yes	No
Leading Authorities	Mark French is Pres	106140.	Payments fo		X

See Schedule O for Schedule L Continuations

SCHEDULE O
(Form 990)

Department of the Treasury
Internal Revenue Service

Supplemental Information to Form 990

▶ Attach to Form 990. To be completed by organizations to provide additional information for responses to specific questions for the Form 990 or to provide any additional information.

OMB No. 1545-0047

2008

Open to Public
Inspection

Name of the organization

Chamber of Commerce of the USA

Employer identification number

53-0045720

Form 990, Part I, Line 1, Description of Organization Mission:

political, and social system based on individual freedom, incentive, opportunity and responsibility.

Form 990, Part III, Line 4d, Other Program Services:

Recruit and retain members and coordinate member relations.

Form 990, Part VI, Section A, line 2:

Randal Quarles, a board member, is the son in law of Spencer Eccles, a board member of the National Chamber Foundation, a related organization.

Form 990, Part VI, Section A, line 4:

In February 2009, the Chamber of Commerce of the United States of America substantially revised its Bylaws in order to provide a governance framework for the 21st century. The Bylaws had not been substantially amended for more than 10 years. Significant changes included the following:

Provides that Bylaws amendments can be approved by a 2/3 vote of the Board of Directors rather than by ballot to be sent to more than 3000 organization members

Expands the Board of Directors to 150 persons and provides that 25 of those "seats" were reserved for representatives of state and local chambers of commerce.

Eliminates the distinction between organization members (chambers of

SCHEDULE O
(Form 990)

Department of the Treasury
Internal Revenue Service

Supplemental Information to Form 990

▶ Attach to Form 990. To be completed by organizations to provide additional information for responses to specific questions for the Form 990 or to provide any additional information.

OMB No. 1545-0047

2008

Open to Public
Inspection

Name of the organization

Chamber of Commerce of the USA

Employer identification number
53-0045720

commerce and associations) and regular business members.

Explicitly permits both domestic and global members.

Modifies the description of duties of the Board of Directors to ensure compliance with new membership disclosure requirements in the Honest Leadership and Open Government Act of 2007.

Form 990, Part VI, Section A, line 10:

In accordance with the Audit Committee charter, the draft Form 990 was provided in advance to the Audit Committee members, and reviewed individually with each member prior to completion. The Audit Committee performs this function pursuant to a delegation from the Board of Directors. The Board of Directors is provided the final draft Form 990 for review at their regularly scheduled meeting prior to the filing of the return.

Form 990, Part VI, Section B, Line 12c:

We annually notify staff of the conflicts of interest policy, which includes a requirement that any potential conflicts be brought to the attention of a supervising officer, who shall in turn confer with the human resources department and the office of general counsel. In addition, we issue an annual written questionnaire to all members of the board asking for information on potential conflicts of interest, which will be gathered by the chief financial officer and shared with the office of the general counsel. All reports of potential conflicts will be evaluated by the

SCHEDULE O
(Form 990)

Department of the Treasury
Internal Revenue Service

Supplemental Information to Form 990

▶ Attach to Form 990. To be completed by organizations to provide additional information for responses to specific questions for the Form 990 or to provide any additional information.

OMB No. 1545-0047

2008

Open to Public
Inspection

Name of the organization

Chamber of Commerce of the USA

Employer identification number

53-0045720

office of general counsel, in consultation with other senior management and staff, as appropriate. Any conflicts of interest involving board members or staff that cannot be resolved in accordance with the Chamber's conflicts policies shall be elevated to the chair of the Chamber's Audit Committee for further consideration and action.

Form 990, Part VI, Section B, Line 15:

Part VI Question 15a

The process for determining the total compensation of the President/CEO is as follows. The President/CEO has a written employment agreement with the Chamber. Total compensation is reviewed annually by an independent compensation consultant. The consultant prepares a compensation study primarily utilizing, as available, Form 990s and surveys of comparable organizations with similar responsibilities. Based on this information, total compensation is determined by the U.S. Chamber's Employee Compensation and Benefit Arrangements Committee on an annual basis.

Part VI Question 15b

The process for determining total compensation for the officers, key employees and highly compensated employees is as follow. For seven individuals, who are also direct reports of the President/CEO, total compensation is reviewed annually by an independent compensation consultant. The consultant prepares a compensation study primarily utilizing, as available, Form 990s and surveys of comparable organizations with similar responsibilities. For the remaining nine individuals, this consultant provides compensation information based on surveys of comparable

SCHEDULE O
(Form 990)

Department of the Treasury
Internal Revenue Service

Name of the organization

Supplemental Information to Form 990

▶ Attach to Form 990. To be completed by organizations to provide additional information for responses to specific questions for the Form 990 or to provide any additional information.

OMB No. 1545-0047

2008

Open to Public
Inspection

Chamber of Commerce of the USA

Employer identification number
53-0045720

organizations with similar positions. Based on this information, total compensation is determined by the President/CEO and the U.S. Chamber of Commerce's Employee Compensation and Benefit Arrangements Committee on an annual basis.

Form 990, Part VI, Section C, Line 19:

The form 990 is made available to any member of the public who requests a copy. Any requestor is forwarded to the Administrative Director of Finance, who will forward a copy of the document to the requestor. The organization's governing documents, conflict of interest policy, and financial statements are not made available to the public.

Form 990, Part XI Question 2c

Audit committee explanation

The U.S. Chamber of Commerce is the parent organization in the audited consolidated financial statements of the U.S. Chamber of Commerce. Schedule R lists the additional related organizations included in these consolidated financial statements. The auditors are hired by the U.S. Chamber of Commerce audit committee and the results of the audit are reviewed by the auditors with this committee.

Sch L, Part IV, Business Transactions Involving Interested Persons:

(a) Name of Person: Leading Authorities

(b) Relationship Between Interested Person and Organization:

Mark French is President & Chamber Board Member

SCHEDULE O
(Form 990)

Department of the Treasury
Internal Revenue Service

Supplemental Information to Form 990

▶ Attach to Form 990. To be completed by organizations to provide additional information for responses to specific questions for the Form 990 or to provide any additional information.

OMB No. 1545-0047

2008

Open to Public
Inspection

Name of the organization

Chamber of Commerce of the USA

Employer identification number

53-0045720

(d) Description of Transaction: Payments for speakers at Chamber events.

Form 990, Part IV Question 12

Auditing of financial statements

The U.S. Chamber of Commerce is the parent organization in the audited consolidated financial statements of the U.S. Chamber of Commerce.

Schedule R lists the additional related organizations included in these consolidated financial statements.

SCHEDULE R
(Form 990)

Department of the Treasury
Internal Revenue Service

Related Organizations and Unrelated Partnerships

▶ Attach to Form 990. To be completed by organizations that answered "Yes" to Form 990, Part IV, lines 33, 34, 35, 36, or 37.
▶ See separate instructions.

OMB No. 1545-0047

2008
Open to Public Inspection

Name of the organization

Chamber of Commerce of the USA

Employer identification number
53-0045720

Part I Identification of Disregarded Entities

(A) Name, address, and EIN of disregarded entity	(B) Primary activity	(C) Legal domicile (state or foreign country)	(D) Total income	(E) End-of-year assets	(F) Direct controlling entity
ChamberBiz - 54-1960202 1615 H ST NW Washington, DC 20062	Small business web portal	District of Columbia	0.	0.	

Part II Identification of Related Tax-Exempt Organizations

(A) Name, address, and EIN of related organization	(B) Primary activity	(C) Legal domicile (state or foreign country)	(D) Exempt Code section	(E) Public charity status (if section 501(c)(3))	(F) Direct controlling entity
US Chamber Institute for Legal Reform - 52-2109035, 1615 H St NW, Washington, DC 20062	Promotes civil justice reform at the national and local levels	Virginia	501(c)(6)	N/A	N/A
National Chamber Litigation Center - 52-1085809, 1615 H St NW, Washington, DC 20062	Shapes public policy on legal questions important to the business community	District of Columbia	501(c)(6)	N/A	N/A
National Chamber Foundation - 52-6073268 1615 H St NW Washington, DC 20062	Promotes understanding of public affairs issues affecting business	District of Columbia	501(c)(3)	7	N/A
Business Civic Leadership Center - 52-2246743, 1615 H St NW, Washington, DC 20062	The voice of business for social and philanthropic interests	District of Columbia	501(c)(3)	7	N/A

LHA For Privacy Act and Paperwork Reduction Act Notice, see the Instructions for Form 990.

Schedule R (Form 990) 2008

Part V Transactions With Related Organizations

Note. Complete line 1 if any entity is listed in Parts II, III, or IV.

1 During the tax year, did the organization engage in any of the following transactions with one or more related organizations listed in Parts II-IV?

	Yes	No
a Receipt of (i) interest (ii) annuities (iii) royalties (iv) rent from a controlled entity	X	
b Gift, grant, or capital contribution to other organization(s)		X
c Gift, grant, or capital contribution from other organization(s)		X
d Loans or loan guarantees to or for other organization(s)		X
e Loans or loan guarantees by other organization(s)	X	
f Sale of assets to other organization(s)		
g Purchase of assets from other organization(s)		X
h Exchange of assets		X
i Lease of facilities, equipment, or other assets to other organization(s)		X
j Lease of facilities, equipment, or other assets from other organization(s)		X
k Performance of services or membership or fundraising solicitations for other organization(s)		X
l Performance of services or membership or fundraising solicitations by other organization(s)		X
m Sharing of facilities, equipment, mailing lists, or other assets		X
n Sharing of paid employees	X	
o Reimbursement paid to other organization for expenses	X	
p Reimbursement paid by other organization for expenses	X	
q Other transfer of cash or property to other organization(s)		
r Other transfer of cash or property from other organization(s)		

2 If the answer to any of the above is "Yes," see the instructions for information on who must complete this line, including covered relationships and transaction thresholds.

(A) Name of other organization(s)	(B) Transaction type (a-r)	(C) Amount involved
(1) National Chamber Foundation	A	994897.
(2) US Chamber Institute for Legal Reform	A	191833.
(3) National Chamber Foundation	O	154308.
(4) Business Civic Leadership Center	P	3200.
(5) Institute for A Competitive Workforce	M	120000.
(6) National Chamber Foundation	P	793818.

Part V Continuation of Transactions With Related Organizations (Schedule R (Form 990), Part V, line 2)

	(A) Name of other organization	(B) Transaction type (a-f)	(C) Amount involved
(7)	National Chamber Litigation Center	M	150000.
(8)	US Chamber Institute for Legal Reform	P	4527204.
(9)	National Chamber Foundation	E	825000.
(10)	US Chamber Institute for Legal Reform	M	560000.
(11)	Business Civic Leadership Center	M	120000.
(12)	National Chamber Foundation	M	260000.
(13)	US Chamber Institute for Legal Reform	N	3918914.
(14)	National Chamber Foundation	N	1181164.
(15)	Institute for A Competitive Workforce	N	610348.
(16)	Business Civic Leadership Center	N	765078.
(17)	National Chamber Litigation Center	N	1182431.
(18)			
(19)			
(20)			
(21)			
(22)			
(23)			
(24)			


2008 DEPRECIATION AND AMORTIZATION REPORT

Form 990 Page 10

990

Asset No.	Description	Date Acquired	Method	Life	Line No.	Unadjusted Cost Or Basis	Bus % Excl	* Reduction In Basis	Basis For Depreciation	Accumulated Depreciation	Current Sec 179	Current Year Deduction
	Current year straight line depreciation			.000	16					30023294.		0.
	* Total 990 Page 10 Depr					0.		0.	0.	0.30023294.	0.	0.


828102 04-25-08 * ITC, Section 179, Salvage, Bonus, Commercial Revitalization Deduction, GO Zone (D) - Asset disposed



njones

US Chamber of Commerce 990 2007.pdf
03/30/11 07:13 AM

XEROX®



Form **990**

Return of Organization Exempt From Income Tax

Under section 501(c), 527, or 4947(a)(1) of the Internal Revenue Code (except black lung benefit trust or private foundation)

OMB No. 1545-0047

2007

Open to Public Inspection

Department of the Treasury
Internal Revenue Service

▶ The organization may have to use a copy of this return to satisfy state reporting requirements.

A For the 2007 calendar year, or tax year beginning and ending

B Check if applicable: <input type="checkbox"/> Address change <input type="checkbox"/> Name change <input type="checkbox"/> Initial return <input type="checkbox"/> Termination <input type="checkbox"/> Amended return <input type="checkbox"/> Application pending	Please use IRS label or print or type. See Specific Instructions.	C Name of organization Chamber of Commerce of the USA		D Employer identification number 53-0045720
		Number and street (or P.O. box if mail is not delivered to street address) 1615 H Street NW	Room/suite _____	E Telephone number 202-463-5590
		City or town, state or country, and ZIP + 4 Washington, DC 20062-2000		F Accounting method: <input type="checkbox"/> Cash <input checked="" type="checkbox"/> Accrual <input type="checkbox"/> Other (specify) ▶

• Section 501(c)(3) organizations and 4947(a)(1) nonexempt charitable trusts must attach a completed Schedule A (Form 990 or 990-EZ).

H and I are not applicable to section 527 organizations.

H(a) Is this a group return for affiliates? Yes No

H(b) If "Yes," enter number of affiliates ▶ **N/A**

H(c) Are all affiliates included? **N/A** Yes No
(If "No," attach a list.)

H(d) Is this a separate return filed by an organization covered by a group ruling? Yes No

I Group Exemption Number ▶ **N/A**

G Website: ▶ **www.uschamber.com**

J Organization type (check only one) ▶ 501(c) (**6**) ◀ (insert no.) 4947(a)(1) or 527

K Check here if the organization is not a 509(a)(3) supporting organization and its gross receipts are normally not more than \$25,000. A return is not required, but if the organization chooses to file a return, be sure to file a complete return.

M Check if the organization is not required to attach Sch. B (Form 990, 990-EZ, or 990-PF).

L Gross receipts: Add lines 6b, 8b, 9b, and 10b to line 12 ▶ **120819397.**

Part I Revenue, Expenses, and Changes in Net Assets or Fund Balances

1 Contributions, gifts, grants, and similar amounts received:				
a	Contributions to donor advised funds	1a		
b	Direct public support (not included on line 1a)	1b	110251943.	
c	Indirect public support (not included on line 1a)	1c	2346769.	
d	Government contributions (grants) (not included on line 1a)	1d		
e	Total (add lines 1a through 1d) (cash \$ 112598712. noncash \$ _____) ...	1e		112598712.
2	Program service revenue including government fees and contracts (from Part VII, line 93)	2		1350399.
3	Membership dues and assessments	3		
4	Interest on savings and temporary cash investments	4		603177.
5	Dividends and interest from securities	5		
6 a	Gross rents	6a	877807.	
	Less: rental expenses	6b	337735.	
c	Net rental income or (loss). Subtract line 6b from line 6a	6c		540072.
7	Other investment income (describe ▶ _____)	7		
8 a	Gross amount from sales of assets other than inventory	(A) Securities		(B) Other
	Less: cost or other basis and sales expenses	8a		
	Gain or (loss) (attach schedule)	8b		
d	Net gain or (loss). Combine line 8c, columns (A) and (B)	8c		8d
9	Special events and activities (attach schedule). If any amount is from gaming, check here <input type="checkbox"/>			
a	Gross revenue (not including \$ _____ of contributions reported on line 1b) ...	9a		
b	Less: direct expenses other than fundraising expenses	9b		
c	Net income or (loss) from special events. Subtract line 9b from line 9a	9c		
10 a	Gross sales of inventory, less returns and allowances	10a		
	Less: cost of goods sold	10b		
c	Gross profit or (loss) from sales of inventory (attach schedule). Subtract line 10b from line 10a	10c		
11	Other revenue (from Part VII, line 103)	11		5389302.
12	Total revenue. Add lines 1e, 2, 3, 4, 5, 6c, 7, 8d, 9c, 10c, and 11	12		120481662.
Expenses	13 Program services (from line 44, column (B))	13		
	14 Management and general (from line 44, column (C))	14		
	15 Fundraising (from line 44, column (D))	15		
	16 Payments to affiliates (attach schedule)	16		
	17 Total expenses. Add lines 13 and 14, column (A)	17		110770577.
18	Excess or (deficit) for the year. Subtract line 17 from line 12	18		9711085.
19	Net assets or fund balances at beginning of year (from line 73, column (A))	19		-12622903.
20	Other changes in net assets or fund balances (attach explanation) See Statement 3	20		-6051457.
21	Net assets or fund balances at end of year. Combine lines 18, 19, and 20	21		-8963275.

723001
12-27-07

LHA For Privacy Act and Paperwork Reduction Act Notice, see the separate instructions.

Form 990 (2007)

Part II Statement of Functional Expenses All organizations must complete column (A). Columns (B), (C), and (D) are required for section 501(c)(3) and (4) organizations and section 4947(a)(1) nonexempt charitable trusts but optional for others.

Do not include amounts reported on line 6b, 8b, 9b, 10b, or 16 of Part I.	(A) Total	(B) Program services	(C) Management and general	(D) Fundraising
22a Grants paid from donor advised funds (attach schedule) (cash \$ 0 noncash \$ 0) if this amount includes foreign grants, check here <input type="checkbox"/>	22a			
22b Other grants and allocations (attach schedule) (cash \$ 0 noncash \$ 0) if this amount includes foreign grants, check here <input type="checkbox"/>	22b			
23 Specific assistance to individuals (attach schedule)	23			
24 Benefits paid to or for members (attach schedule)	24			
25a Compensation of current officers, directors, key employees, etc. listed in Part V-A	25a	5524383.		
b Compensation of former officers, directors, key employees, etc. listed in Part V-B	25b	229163.		
c Compensation and other distributions, not included above, to disqualified persons (as defined under section 4958(f)(1)) and persons described in section 4958(c)(3)(B)	25c			
26 Salaries and wages of employees not included on lines 25a, b, and c	26	36651186.		
27 Pension plan contributions not included on lines 25a, b, and c	27	6728728.		
28 Employee benefits not included on lines 25a - 27	28	4858334.		
29 Payroll taxes	29	2952641.		
30 Professional fundraising fees	30	771818.		
31 Accounting fees	31	271750.		
32 Legal fees	32	945955.		
33 Supplies	33	537559.		
34 Telephone	34	1253535.		
35 Postage and shipping	35	1349292.		
36 Occupancy	36	3837755.		
37 Equipment rental and maintenance	37			
38 Printing and publications	38	1222817.		
39 Travel	39	7948609.		
40 Conferences, conventions, and meetings	40	4570638.		
41 Interest	41	2180379.		
42 Depreciation, depletion, etc. (attach schedule)	42	2711271.		
43 Other expenses not covered above (itemize):				
a	43a			
b	43b			
c	43c			
d	43d			
e	43e			
f	43f			
g See Statement 4	43g	26224764.		
44 Total functional expenses. Add lines 22a through 43g. (Organizations completing columns (B)-(D), carry these totals to lines 13-15)	44	110770577.		

Joint Costs. Check if you are following SOP 98-2.

Are any joint costs from a combined educational campaign and fundraising solicitation reported in (B) Program services? Yes No
 If "Yes," enter (i) the aggregate amount of these joint costs \$ N/A ; (ii) the amount allocated to Program services \$ N/A ;
 (iii) the amount allocated to Management and general \$ N/A ; and (iv) the amount allocated to Fundraising \$ N/A

Part III Statement of Program Service Accomplishments (See the instructions.)

Form 990 is available for public inspection and, for some people, serves as the primary or sole source of information about a particular organization. How the public perceives an organization in such cases may be determined by the information presented on its return. Therefore, please make sure the return is complete and accurate and fully describes, in Part III, the organization's programs and accomplishments.

What is the organization's primary exempt purpose? ► See Statement 5	Program Service Expenses (Required for 501(c)(3) and (4) orgs., and 4947(a)(1) trusts; but optional for others.)
All organizations must describe their exempt purpose achievements in a clear and concise manner. State the number of clients served, publications issued, etc. Discuss achievements that are not measurable. (Section 501(c)(3) and (4) organizations and 4947(a)(1) nonexempt charitable trusts must also enter the amount of grants and allocations to others.)	
a Research and track issues affecting the business community and support pro-business legislation, regulations, and political activities.	
(Grants and allocations \$) If this amount includes foreign grants, check here ► <input type="checkbox"/>	
b Enhance the competitiveness of business in the global marketplace. Lobby for business' trade agendas and manage programs that educate American companies about trade opportunities.	
(Grants and allocations \$) If this amount includes foreign grants, check here ► <input type="checkbox"/>	
c Work closely with associations and state and local chambers of commerce to build awareness of and involvement in top policy issues and generate grassroots momentum.	
(Grants and allocations \$) If this amount includes foreign grants, check here ► <input type="checkbox"/>	
d Recruit and retain members and coordinate member relations.	
(Grants and allocations \$) If this amount includes foreign grants, check here ► <input type="checkbox"/>	
e Other program services (attach schedule)	
(Grants and allocations \$) If this amount includes foreign grants, check here ► <input type="checkbox"/>	
f Total of Program Service Expenses (should equal line 44, column (B), Program services) ►	

Part IV Balance Sheets (See the instructions.)

Note: Where required, attached schedules and amounts within the description column should be for end-of-year amounts only.

		(A) Beginning of year		(B) End of year
Assets	45 Cash - non-interest-bearing	3552018.	45	14631074.
	46 Savings and temporary cash investments	18667255.	46	22472083.
	47 a Accounts receivable	1179315.		
	b Less: allowance for doubtful accounts		47c	1179315.
	48 a Pledges receivable	30974288.		
	b Less: allowance for doubtful accounts	2410000.	48c	28564288.
	49 Grants receivable		49	
	50 a Receivables from current and former officers, directors, trustees, and key employees		50a	
	b Receivables from other disqualified persons (as defined under section 4958(f)(1)) and persons described in section 4958(c)(3)(B)		50b	
	51 a Other notes and loans receivable		51c	
	b Less: allowance for doubtful accounts		51b	
	52 Inventories for sale or use		52	
	53 Prepaid expenses and deferred charges	917801.	53	614471.
	54 a Investments - publicly-traded securities Stmt 8 <input type="checkbox"/> Cost <input checked="" type="checkbox"/> FMV	163857.	54a	304752.
	b Investments - other securities <input type="checkbox"/> Cost <input type="checkbox"/> FMV		54b	
55 a Investments - land, buildings, and equipment: basis		55a		
b Less: accumulated depreciation		55b	55c	
56 Investments - other		56		
57 a Land, buildings, and equipment: basis	42776211.	57a		
b Less: accumulated depreciation Stmt 6	30023293.	57b	57c	
58 Other assets, including program-related investments (describe <input type="checkbox"/>)		58		
59 Total assets (must equal line 74). Add lines 45 through 58	64538179.	59	80518901.	
Liabilities	60 Accounts payable and accrued expenses	17342568.	60	17450719.
	61 Grants payable		61	
	62 Deferred revenue	620890.	62	238180.
	63 Loans from officers, directors, trustees, and key employees		63	
	64 a Tax-exempt bond liabilities		64a	
	b Mortgages and other notes payable Stmt 7	22625433.	64b	27127848.
	66 Other liabilities (describe <input type="checkbox"/> Actuarial Liabilities)	36572191.	65	44665429.
68 Total liabilities. Add lines 60 through 65	77161082.	66	89482176.	
Net Assets or Fund Balances	Organizations that follow SFAS 117, check here <input checked="" type="checkbox"/> and complete lines 67 through 69 and lines 73 and 74.			
	67 Unrestricted	-51462562.	67	-59815020.
	68 Temporarily restricted	38839659.	68	50851745.
	69 Permanently restricted		69	
	Organizations that do not follow SFAS 117, check here <input type="checkbox"/> and complete lines 70 through 74.			
	70 Capital stock, trust principal, or current funds		70	
	71 Paid-in or capital surplus, or land, building, and equipment fund		71	
	72 Retained earnings, endowment, accumulated income, or other funds		72	
73 Total net assets or fund balances. Add lines 67 through 69 or lines 70 through 72. (Column (A) must equal line 19 and column (B) must equal line 21)	-12622903.	73	-8963275.	
74 Total liabilities and net assets/fund balances. Add lines 66 and 73	64538179.	74	80518901.	

Part IV-A Reconciliation of Revenue per Audited Financial Statements With Revenue per Return (See the instructions.)

Table with 5 main rows (a-e) and sub-rows (b1-b4, d1-d2). Total revenue (Part I, line 12) is 12,048,166.2.

Part IV-B Reconciliation of Expenses per Audited Financial Statements With Expenses per Return

Table with 5 main rows (a-e) and sub-rows (b1-b4, d1-d2). Total expenses (Part I, line 17) is 11,077,057.7.

Part V-A Current Officers, Directors, Trustees, and Key Employees (List each person who was an officer, director, trustee, or key employee at any time during the year even if they were not compensated.) (See the instructions.)

Table with 5 columns: (A) Name and address, (B) Title and average hours per week devoted to position, (C) Compensation (if not paid, enter -0-), (D) Contributions to employee benefit plans & deferred compensation plans, (E) Expense account and other allowances. Row 1: See Statement 11, 5429173, 95210, 0.

Part V-A Current Officers, Directors, Trustees, and Key Employees <i>(continued)</i>	Yes	No
75 a Enter the total number of officers, directors, and trustees permitted to vote on organization business at board meetings ▶ 114	<input type="checkbox"/>	<input type="checkbox"/>
b Are any officers, directors, trustees, or key employees listed in Form 990, Part V-A, or highest compensated employees listed in Schedule A, Part I, or highest compensated professional and other independent contractors listed in Schedule A, Part II-A or II-B, related to each other through family or business relationships? If "Yes," attach a statement that identifies the individuals and explains the relationship(s)	75b	<input checked="" type="checkbox"/>
c Do any officers, directors, trustees, or key employees listed in Form 990, Part V-A, or highest compensated employees listed in Schedule A, Part I, or highest compensated professional and other independent contractors listed in Schedule A, Part II-A or II-B, receive compensation from any other organizations, whether tax exempt or taxable, that are related to the organization? See the instructions for the definition of "related organization." See Statement 13	75c	<input checked="" type="checkbox"/>
If "Yes," attach a statement that includes the information described in the instructions.		
d Does the organization have a written conflict of interest policy?	75d	<input checked="" type="checkbox"/>

(A) Name and address	(B) Loans and Advances	(C) Compensation (if not paid, enter -0-)	(D) Contributions to employee benefit plans & deferred compensation plans	(E) Expense account and other allowances
Brandon Sweitzer 1615 H ST NW Washington, DC 20062	0.	229163.	0.	0.

Part VI Other Information <i>(See the instructions.)</i>	Yes	No
76 Did the organization make a change in its activities or methods of conducting activities? If "Yes," attach a detailed statement of each change	76	<input checked="" type="checkbox"/>
77 Were any changes made in the organizing or governing documents but not reported to the IRS? If "Yes," attach a conformed copy of the changes.	77	<input checked="" type="checkbox"/>
78 a Did the organization have unrelated business gross income of \$1,000 or more during the year covered by this return?	78a	<input checked="" type="checkbox"/>
b If "Yes," has it filed a tax return on Form 990-T for this year?	78b	<input checked="" type="checkbox"/>
79 Was there a liquidation, dissolution, termination, or substantial contraction during the year? If "Yes," attach a statement	79	<input checked="" type="checkbox"/>
80 a Is the organization related (other than by association with a statewide or nationwide organization) through common membership, governing bodies, trustees, officers, etc., to any other exempt or nonexempt organization?	80a	<input checked="" type="checkbox"/>
b If "Yes," enter the name of the organization ▶ See Statement 12		
and check whether it is <input type="checkbox"/> exempt or <input type="checkbox"/> nonexempt		
81 a Enter direct and indirect political expenditures. (See line 81 instructions.) ▶ 81a 0.		
b Did the organization file Form 1120-POL for this year?	81b	<input checked="" type="checkbox"/>

Part VI Other Information (continued)		Yes	No
82 a	Did the organization receive donated services or the use of materials, equipment, or facilities at no charge or at substantially less than fair rental value?	82a	X
b	If "Yes," you may indicate the value of these items here. Do not include this amount as revenue in Part I or as an expense in Part II. (See instructions in Part III.)	82b	198688.
83 a	Did the organization comply with the public inspection requirements for returns and exemption applications?	83a	X
b	Did the organization comply with the disclosure requirements relating to <i>quid pro quo</i> contributions?	83b	X
84 a	Did the organization solicit any contributions or gifts that were not tax deductible?	84a	X
b	If "Yes," did the organization include with every solicitation an express statement that such contributions or gifts were not tax deductible?	84b	X
85 a	501(c)(4), (5), or (6). Were substantially all dues nondeductible by members?	85a	X
b	Did the organization make only in-house lobbying expenditures of \$2,000 or less? If "Yes" was answered to either 85a or 85b, do not complete 85c through 85h below unless the organization received a waiver for proxy tax owed for the prior year.	85b	X
c	Dues, assessments, and similar amounts from members	85c	92142201.
d	Section 162(e) lobbying and political expenditures	85d	30845492.
e	Aggregate nondeductible amount of section 6033(e)(1)(A) dues notices	85e	32853723.
f	Taxable amount of lobbying and political expenditures (line 85d less 85e)	85f	-2008231.
g	Does the organization elect to pay the section 6033(e) tax on the amount on line 85f?	85g	N/A
h	If section 6033(e)(1)(A) dues notices were sent, does the organization agree to add the amount on line 85f to its reasonable estimate of dues allocable to nondeductible lobbying and political expenditures for the following tax year?	85h	N/A
86	501(c)(7) organizations. Enter: a Initiation fees and capital contributions included on line 12	86a	N/A
b	Gross receipts, included on line 12, for public use of club facilities	86b	N/A
87	501(c)(12) organizations. Enter: a Gross income from members or shareholders	87a	N/A
b	Gross income from other sources. (Do not net amounts due or paid to other sources against amounts due or received from them.)	87b	N/A
88 a	At any time during the year, did the organization own a 50% or greater interest in a taxable corporation or partnership, or an entity disregarded as separate from the organization under Regulations sections 301.7701-2 and 301.7701-3? If "Yes," complete Part IX	88a	X
b	At any time during the year, did the organization, directly or indirectly, own a controlled entity within the meaning of section 512(b)(13)? If "Yes," complete Part XI	88b	X
89 a	501(c)(3) organizations. Enter: Amount of tax imposed on the organization during the year under: section 4911 <u>N/A</u> ; section 4912 <u>N/A</u> ; section 4955 <u>N/A</u>		
b	501(c)(3) and 501(c)(4) organizations. Did the organization engage in any section 4958 excess benefit transaction during the year or did it become aware of an excess benefit transaction from a prior year? If "Yes," attach a statement explaining each transaction	89b	N/A
c	Enter: Amount of tax imposed on the organization managers or disqualified persons during the year under sections 4912, 4955, and 4958		0.
d	Enter: Amount of tax on line 89c, above, reimbursed by the organization		0.
e	All organizations. At any time during the tax year, was the organization a party to a prohibited tax shelter transaction?	89e	X
f	All organizations. Did the organization acquire a direct or indirect interest in any applicable insurance contract?	89f	X
g	For supporting organizations and sponsoring organizations maintaining donor advised funds. Did the supporting organization, or a fund maintained by a sponsoring organization, have excess business holdings at any time during the year?	89g	X
90 a	List the states with which a copy of this return is filed <u>DC</u>		
b	Number of employees employed in the pay period that includes March 12, 2007	90b	451
91 a	The books are in care of <u>Stan M Harrell</u> Telephone no. <u>202-463-5590</u>		
	Located at <u>1615 H Street NW, Washington, DC</u> ZIP + 4 <u>20062-2000</u>		
b	At any time during the calendar year, did the organization have an interest in or a signature or other authority over a financial account in a foreign country (such as a bank account, securities account, or other financial account)? If "Yes," enter the name of the foreign country <u>N/A</u>	91b	X
See the instructions for exceptions and filing requirements for Form TD F 90-22.1, Report of Foreign Bank and Financial Accounts.			

Part VI Other Information (continued)

At any time during the calendar year, did the organization maintain an office outside of the United States? Yes No
 If "Yes," enter the name of the foreign country **Belgium**

Section 4947(a)(1) nonexempt charitable trusts filing Form 990 in lieu of Form 1041- Check here
 and enter the amount of tax-exempt interest received or accrued during the tax year **92** N/A

Part VII Analysis of Income-Producing Activities (See the instructions.)

	Unrelated business income		Excluded by section 512, 513, or 514		(E) Related or exempt function income
	(A) Business code	(B) Amount	(C) Exclu- sion code	(D) Amount	
93 Program service revenue:					
a Meetings					630468.
b Miscellaneous					59663.
c Pubs and cassette sales					659749.
d Royalties			15	519.	
e					
f Medicare/Medicaid payments					
g Fees and contracts from government agencies					
94 Membership dues and assessments					
95 Interest on savings and temporary cash investments			14	603177.	
96 Dividends and interest from securities					
97 Net rental income or (loss) from real estate:					
a debt-financed property					
b not debt-financed property			16	424556.	
98 Net rental income or (loss) from personal property	532420	115516.			
99 Other investment income					
100 Gain or (loss) from sales of assets other than inventory					
101 Net income or (loss) from special events					
102 Gross profit or (loss) from sales of inventory					
103 Other revenue:					
a Affiliate Admin Charges					5064302.
b Advertising	541800	325000.			
c					
d					
e					
104 Subtotal (add columns (B), (D), and (E))		440516.		1028252.	6414182.
105 Total (add line 104, columns (B), (D), and (E))					7882950.

Note: Line 105 plus line 1a, Part I, should equal the amount on line 12, Part I.

Part VIII Relationship of Activities to the Accomplishment of Exempt Purposes (See the instructions.)

Line No.	Explain how each activity for which income is reported in column (E) of Part VII contributed importantly to the accomplishment of the organization's exempt purposes (other than by providing funds for such purposes).
▼	See Statement 14

Part IX Information Regarding Taxable Subsidiaries and Disregarded Entities (See the instructions.)

(A) Name, address, and EIN of corporation, partnership, or disregarded entity	(B) Percentage of ownership interest	(C) Nature of activities	(D) Total income	(E) End-of-year assets
ChamberBiz - 1615 H ST NW, Washington, DC 20062 - 54-1960202	100%	Website Small Business Portal	0.	0.

Part X Information Regarding Transfers Associated with Personal Benefit Contracts (See the instructions.)

(a) Did the organization, during the year, receive any funds, directly or indirectly, to pay premiums on a personal benefit contract? Yes No

(b) Did the organization, during the year, pay premiums, directly or indirectly, on a personal benefit contract? Yes No

Note: If "Yes" to (b), file Form 8870 and Form 4720 (see instructions).

Part XI Information Regarding Transfers To and From Controlled Entities. Complete only if the organization is a controlling organization as defined in section 512(b)(13).

106 Did the reporting organization make any transfers to a controlled entity as defined in section 512(b)(13) of the Code? If "Yes," complete the schedule below for each controlled entity.				Yes	No
				<input checked="" type="checkbox"/>	
(A) Name, address, of each controlled entity	(B) Employer Identification Number	(C) Description of transfer	(D) Amount of transfer		
a National Chamber Foundation 1615 H St NW Washington, DC 20062	52-6073268	See Statement 16	1377553.		
b US Chamber Institute for Legal Reform 1615 H St NW Washington, DC 20062	52-2109035		224851.		
c National Chamber Foundation 1615 H St NW Washington, DC 20062	52-6073268		277428.		
Totals			1879832.		

107 Did the reporting organization receive any transfers from a controlled entity as defined in section 512(b)(13) of the Code? If "Yes," complete the schedule below for each controlled entity.				Yes	No
				<input checked="" type="checkbox"/>	
(A) Name, address, of each controlled entity	(B) Employer Identification Number	(C) Description of transfer	(D) Amount of transfer		
a See Statement 15					
b -----					
c -----					
Totals			10451861.		

108 Did the organization have a binding written contract in effect on August 17, 2006, covering the interest, rents, royalties, and annuities described in question 107 above?

Yes No

Under penalties of perjury, I declare that I have examined this return, including accompanying schedules and statements, and to the best of my knowledge and belief, it is true, correct, and complete. Declaration of preparer (other than officer) is based on all information of which preparer has any knowledge.

Please Sign Here

Signature of officer: Stan M. Harrell Date: 1/14/08

Type or print name and title: Stan M Harrell, SVP, CFO & CIO

Paid Preparer's Use Only

Preparer's signature: [Signature] Date: 11/10/08 Check if self-employed:

Firm's name (or yours if self-employed), address, and ZIP + 4: Ernst and Young U.S. LLP
5451 Lakeview Parkway South Drive
Indianapolis, IN 46268

Preparer's SSN or PTIN (See Gen. Inst. X): 34-6565596

Phone no.: 317-280-3472

Exempt Organization Declaration and Signature for Electronic Filing

For calendar year 2007, or tax year beginning _____, 2007, and ending _____, 20__

2007

For use with Forms 990, 990-EZ, 990-PF, 1120-POL, and 8868

▶ See instructions.

Department of the Treasury
Internal Revenue Service

Name of exempt organization

Chamber of Commerce of the USA

Employer identification number

53-0045720

Part I Type of Return and Return Information (Whole Dollars Only)

Check the box for the return for which you are using this Form 8453-EO and enter the applicable amount from the return if any. If you check the box on line 1a, 2a, 3a, 4a, or 5a below and the amount on that line for the return for which you are filing this form was blank, then leave line 1b, 2b, 3b, 4b, or 5b, whichever is applicable, blank (do not enter -0-). If you entered -0- on the return, then enter -0- on the applicable line below. Do not complete more than one line in Part I.

1a Form 990 check here ▶ <input checked="" type="checkbox"/>	b Total revenue, if any (Form 990, line 12)	1b	120481662
2a Form 990-EZ check here ▶ <input type="checkbox"/>	b Total revenue, if any (Form 990-EZ, line 9)	2b	
3a Form 1120-POL check here ▶ <input type="checkbox"/>	b Total tax (Form 1120-POL, line 22)	3b	
4a Form 990-PF check here ▶ <input type="checkbox"/>	b Tax based on investment income (Form 990-PF, Part VI, line 5)	4b	
5a Form 8868 check here ▶ <input type="checkbox"/>	b Balance due (Form 8868, line 3c)	5b	

Part II Declaration of Officer

I authorize the U.S. Treasury and its designated Financial Agent to initiate an ACH electronic funds withdrawal (direct debit) entry to the financial institution account indicated in the tax preparation software for payment of the organization's federal taxes owed on this return, and the financial institution to debit the entry to this account. To revoke a payment, I must contact the U.S. Treasury Financial Agent at 1-888-353-4537 no later than 2 business days prior to the payment (settlement) date. I also authorize the financial institutions involved in the processing of the electronic payment of taxes to receive confidential information necessary to answer inquiries and resolve issues related to the payment.

If a copy of this return is being filed with a state agency(ies) regulating charities as part of the IRS Fed/State program, I certify that I executed the electronic disclosure consent contained within this return allowing disclosure by the IRS of this Form 990/990-EZ/990-PF (as specifically identified in Part I above) to the selected state agency(ies).

Under penalties of perjury, I declare that I am an officer of the above named organization and that I have examined a copy of the organization's 2007 electronic return and accompanying schedules and statements and to the best of my knowledge and belief, they are true, correct, and complete. I further declare that the amount in Part I above is the amount shown on the copy of the organization's electronic return. I consent to allow my intermediate service provider, transmitter, or electronic return originator (ERO) to send the organization's return to the IRS and to receive from the IRS (a) an acknowledgement of receipt or reason for rejection of the transmission, (b) an indication of any refund offset, (c) the reason for any delay in processing the return or refund, and (d) the date of any refund.

Sign Here ▶ *Stan M. Harnell* Date _____ ▶ SVP, CFO & CIO Title

Signature of officer Title

Part III Declaration of Electronic Return Originator (ERO) and Paid Preparer (see instructions)

I declare that I have reviewed the above organization's return and that the entries on Form 8453-EO are complete and correct to the best of my knowledge. If I am only a collector, I am not responsible for reviewing the return and only declare that this form accurately reflects the data on the return. The organization officer will have signed this form before I submit the return. I will give the officer a copy of all forms and information to be filed with the IRS, and have followed all other requirements in Pub. 4103, Modernization e-file (MeF) Information for Authorized IRS e-file Providers. If I am also the Paid Preparer, under penalties of perjury I declare that I have examined the above organization's return and accompanying schedules and statements, and to the best of my knowledge and belief, they are true, correct, and complete. This Paid Preparer declaration is based on all information of which I have any knowledge.

ERO's Use Only	ERO's signature	Date	Check if also paid preparer <input type="checkbox"/>	Check if self-employed <input type="checkbox"/>	ERO's SSN or PTIN
	Firm's name (or yours if self-employed), address, and ZIP code				EIN
					Phone no.

Under penalties of perjury, I declare that I have examined the above return and accompanying schedules and statements, and to the best of my knowledge and belief, they are true, correct, and complete. Declaration of preparer is based on all information of which the preparer has any knowledge.

Paid Preparer's Use Only	Preparer's signature	Date	Check if self-employed <input type="checkbox"/>	Preparer's SSN or PTIN
	Firm's name (or yours if self-employed), address, and ZIP code			EIN
				Phone no.

LHA For Privacy Act and Paperwork Reduction Act Notice, see the instructions.

Schedule B
(Form 990, 990-EZ,
or 990-PF)

Department of the Treasury
Internal Revenue Service

Schedule of Contributors

Supplementary information for
line 1 of Form 990, 990-EZ, and 990-PF (see instructions)

OMB No. 1545-0047

2007

Name of organization

Chamber of Commerce of the USA

Employer identification number

53-0045720

Organization type (check one):

Filers of:

Section:

Form 990 or 990-EZ

501(c)(6) (enter number) organization

4947(a)(1) nonexempt charitable trust not treated as a private foundation

527 political organization

Form 990-PF

501(c)(3) exempt private foundation

4947(a)(1) nonexempt charitable trust treated as a private foundation

501(c)(3) taxable private foundation

Check if your organization is covered by the **General Rule** or a **Special Rule**. (Note: Only a section 501(c)(7), (8), or (10) organization can check boxes for both the General Rule and a Special Rule-see instructions.)

General Rule-

For organizations filing Form 990, 990-EZ, or 990-PF that received, during the year, \$5,000 or more (in money or property) from any one contributor. (Complete Parts I and II.)

Special Rules-

For a section 501(c)(3) organization filing Form 990, or Form 990-EZ, that met the 33 1/3% support test of the regulations under sections 509(a)(1)/170(b)(1)(A)(vi), and received from any one contributor, during the year, a contribution of the greater of \$5,000 or 2% of the amount on line 1 of these forms. (Complete Parts I and II.)


For a section 501(c)(7), (8), or (10) organization filing Form 990, or Form 990-EZ, that received from any one contributor, during the year, aggregate contributions or bequests of more than \$1,000 for use *exclusively* for religious, charitable, scientific, literary, or educational purposes, or the prevention of cruelty to children or animals. (Complete Parts I, II, and III.)

For a section 501(c)(7), (8), or (10) organization filing Form 990, or Form 990-EZ, that received from any one contributor, during the year, some contributions for use *exclusively* for religious, charitable, etc., purposes, but these contributions did not aggregate to more than \$1,000. (If this box is checked, enter here the total contributions that were received during the year for an *exclusively* religious, charitable, etc., purpose. Do not complete any of the Parts unless the **General Rule** applies to this organization because it received nonexclusively religious, charitable, etc., contributions of \$5,000 or more during the year.) ► \$ _____

Caution: Organizations that are not covered by the General Rule and/or the Special Rules do not file Schedule B (Form 990, 990-EZ, or 990-PF), but they must check the box in the heading of their Form 990, Form 990-EZ, or on line 2 of their Form 990-PF, to certify that they do not meet the filing requirements of Schedule B (Form 990, 990-EZ, or 990-PF).

LHA For Paperwork Reduction Act Notice, see the Instructions for Form 990, Form 990-EZ, and Form 990-PF.

Schedule B (Form 990, 990-EZ, or 990-PF) (2007)



Name of organization Chamber of Commerce of the USA	Employer identification number 53-0045720
---	---

Part I Contributors (See Specific Instructions.)

(a) No.	(b) Name, address, and ZIP + 4	(c) Aggregate contributions	(d) Type of contribution
1		\$ 15000.	Person <input checked="" type="checkbox"/> Payroll <input type="checkbox"/> Noncash <input type="checkbox"/> (Complete Part II if there is a noncash contribution.)
2		\$ 5000.	Person <input checked="" type="checkbox"/> Payroll <input type="checkbox"/> Noncash <input type="checkbox"/> (Complete Part II if there is a noncash contribution.)
3		\$ 10000.	Person <input checked="" type="checkbox"/> Payroll <input type="checkbox"/> Noncash <input type="checkbox"/> (Complete Part II if there is a noncash contribution.)
4		\$ 25000.	Person <input checked="" type="checkbox"/> Payroll <input type="checkbox"/> Noncash <input type="checkbox"/> (Complete Part II if there is a noncash contribution.)
5		\$ 25000.	Person <input checked="" type="checkbox"/> Payroll <input type="checkbox"/> Noncash <input type="checkbox"/> (Complete Part II if there is a noncash contribution.)
6		\$ 25000.	Person <input checked="" type="checkbox"/> Payroll <input type="checkbox"/> Noncash <input type="checkbox"/> (Complete Part II if there is a noncash contribution.)

Name of organization Chamber of Commerce of the USA	Employer identification number 53-0045720
---	---

Part I Contributors (See Specific Instructions.)

(a) No.	(b) Name, address, and ZIP + 4	(c) Aggregate contributions	(d) Type of contribution
7		\$ 25000.	Person <input checked="" type="checkbox"/> Payroll <input type="checkbox"/> Noncash <input type="checkbox"/> (Complete Part II if there is a noncash contribution.)
8		\$ 25000.	Person <input checked="" type="checkbox"/> Payroll <input type="checkbox"/> Noncash <input type="checkbox"/> (Complete Part II if there is a noncash contribution.)
9		\$ 25000.	Person <input checked="" type="checkbox"/> Payroll <input type="checkbox"/> Noncash <input type="checkbox"/> (Complete Part II if there is a noncash contribution.)
10		\$ 25000.	Person <input checked="" type="checkbox"/> Payroll <input type="checkbox"/> Noncash <input type="checkbox"/> (Complete Part II if there is a noncash contribution.)
11		\$ 25000.	Person <input checked="" type="checkbox"/> Payroll <input type="checkbox"/> Noncash <input type="checkbox"/> (Complete Part II if there is a noncash contribution.)
12		\$ 5000.	Person <input checked="" type="checkbox"/> Payroll <input type="checkbox"/> Noncash <input type="checkbox"/> (Complete Part II if there is a noncash contribution.)

Name of organization

Employer identification number

Chamber of Commerce of the USA

53-0045720

Part I Contributors (See Specific Instructions.)

(a) No.	(b) Name, address, and ZIP + 4	(c) Aggregate contributions	(d) Type of contribution
13		\$ 20000.	Person <input checked="" type="checkbox"/> Payroll <input type="checkbox"/> Noncash <input type="checkbox"/> (Complete Part II if there is a noncash contribution.)
14		\$ 20000.	Person <input checked="" type="checkbox"/> Payroll <input type="checkbox"/> Noncash <input type="checkbox"/> (Complete Part II if there is a noncash contribution.)
15		\$ 15000.	Person <input checked="" type="checkbox"/> Payroll <input type="checkbox"/> Noncash <input type="checkbox"/> (Complete Part II if there is a noncash contribution.)
16		\$ 7500.	Person <input checked="" type="checkbox"/> Payroll <input type="checkbox"/> Noncash <input type="checkbox"/> (Complete Part II if there is a noncash contribution.)
17		\$ 50000.	Person <input checked="" type="checkbox"/> Payroll <input type="checkbox"/> Noncash <input type="checkbox"/> (Complete Part II if there is a noncash contribution.)
18		\$ 5000.	Person <input checked="" type="checkbox"/> Payroll <input type="checkbox"/> Noncash <input type="checkbox"/> (Complete Part II if there is a noncash contribution.)

Name of organization

Employer identification number

Chamber of Commerce of the USA

53-0045720

Part I Contributors (See Specific Instructions.)

(a) No.	(b) Name, address, and ZIP + 4	(c) Aggregate contributions	(d) Type of contribution
19		\$ 25000.	Person <input checked="" type="checkbox"/> Payroll <input type="checkbox"/> Noncash <input type="checkbox"/> (Complete Part II if there is a noncash contribution.)
20		\$ 6000.	Person <input checked="" type="checkbox"/> Payroll <input type="checkbox"/> Noncash <input type="checkbox"/> (Complete Part II if there is a noncash contribution.)
21		\$ 4200.	Person <input checked="" type="checkbox"/> Payroll <input type="checkbox"/> Noncash <input type="checkbox"/> (Complete Part II if there is a noncash contribution.)
22		\$ 7800.	Person <input checked="" type="checkbox"/> Payroll <input type="checkbox"/> Noncash <input type="checkbox"/> (Complete Part II if there is a noncash contribution.)
23		\$ 15000.	Person <input checked="" type="checkbox"/> Payroll <input type="checkbox"/> Noncash <input type="checkbox"/> (Complete Part II if there is a noncash contribution.)
24		\$ 15000.	Person <input checked="" type="checkbox"/> Payroll <input type="checkbox"/> Noncash <input type="checkbox"/> (Complete Part II if there is a noncash contribution.)

Name of organization

Employer identification number

Chamber of Commerce of the USA

53-0045720

Part I Contributors (See Specific Instructions.)

(a) No.	(b) Name, address, and ZIP + 4	(c) Aggregate contributions	(d) Type of contribution
25		\$ 10000.	Person <input checked="" type="checkbox"/> Payroll <input type="checkbox"/> Noncash <input type="checkbox"/> (Complete Part II if there is a noncash contribution.)
26		\$ 100000.	Person <input checked="" type="checkbox"/> Payroll <input type="checkbox"/> Noncash <input type="checkbox"/> (Complete Part II if there is a noncash contribution.)
27		\$ 50000.	Person <input checked="" type="checkbox"/> Payroll <input type="checkbox"/> Noncash <input type="checkbox"/> (Complete Part II if there is a noncash contribution.)
28		\$ 250000.	Person <input checked="" type="checkbox"/> Payroll <input type="checkbox"/> Noncash <input type="checkbox"/> (Complete Part II if there is a noncash contribution.)
29		\$ 35000.	Person <input checked="" type="checkbox"/> Payroll <input type="checkbox"/> Noncash <input type="checkbox"/> (Complete Part II if there is a noncash contribution.)
30		\$ 1000.	Person <input checked="" type="checkbox"/> Payroll <input type="checkbox"/> Noncash <input type="checkbox"/> (Complete Part II if there is a noncash contribution.)

Name of organization Chamber of Commerce of the USA	Employer identification number 53-0045720
---	---

Part I Contributors (See Specific Instructions.)

(a) No.	(b) Name, address, and ZIP + 4	(c) Aggregate contributions	(d) Type of contribution
31		\$ 250000.	Person <input checked="" type="checkbox"/> Payroll <input type="checkbox"/> Noncash <input type="checkbox"/> (Complete Part II if there is a noncash contribution.)
32		\$ 68587.	Person <input checked="" type="checkbox"/> Payroll <input type="checkbox"/> Noncash <input type="checkbox"/> (Complete Part II if there is a noncash contribution.)
33		\$ 9973.	Person <input checked="" type="checkbox"/> Payroll <input type="checkbox"/> Noncash <input type="checkbox"/> (Complete Part II if there is a noncash contribution.)
34		\$ 7500.	Person <input checked="" type="checkbox"/> Payroll <input type="checkbox"/> Noncash <input type="checkbox"/> (Complete Part II if there is a noncash contribution.)
35		\$ 100000.	Person <input checked="" type="checkbox"/> Payroll <input type="checkbox"/> Noncash <input type="checkbox"/> (Complete Part II if there is a noncash contribution.)
36		\$ 7500.	Person <input checked="" type="checkbox"/> Payroll <input type="checkbox"/> Noncash <input type="checkbox"/> (Complete Part II if there is a noncash contribution.)

Name of organization

Employer identification number

Chamber of Commerce of the USA

53-0045720

Part I Contributors (See Specific Instructions.)

(a) No.	(b) Name, address, and ZIP + 4	(c) Aggregate contributions	(d) Type of contribution
37		\$ 15000.	Person <input checked="" type="checkbox"/> Payroll <input type="checkbox"/> Noncash <input type="checkbox"/> (Complete Part II if there is a noncash contribution.)
38		\$ 25000.	Person <input checked="" type="checkbox"/> Payroll <input type="checkbox"/> Noncash <input type="checkbox"/> (Complete Part II if there is a noncash contribution.)
39		\$ 10000.	Person <input checked="" type="checkbox"/> Payroll <input type="checkbox"/> Noncash <input type="checkbox"/> (Complete Part II if there is a noncash contribution.)
40		\$ 10000.	Person <input checked="" type="checkbox"/> Payroll <input type="checkbox"/> Noncash <input type="checkbox"/> (Complete Part II if there is a noncash contribution.)
41		\$ 49980.	Person <input checked="" type="checkbox"/> Payroll <input type="checkbox"/> Noncash <input type="checkbox"/> (Complete Part II if there is a noncash contribution.)
42		\$ 10000.	Person <input checked="" type="checkbox"/> Payroll <input type="checkbox"/> Noncash <input type="checkbox"/> (Complete Part II if there is a noncash contribution.)

Name of organization

Employer identification number

Chamber of Commerce of the USA

53-0045720

Part I Contributors (See Specific Instructions.)

(a) No.	(b) Name, address, and ZIP + 4	(c) Aggregate contributions	(d) Type of contribution
43		\$ 5000.	Person <input checked="" type="checkbox"/> Payroll <input type="checkbox"/> Noncash <input type="checkbox"/> (Complete Part II if there is a noncash contribution.)
44		\$ 10000.	Person <input checked="" type="checkbox"/> Payroll <input type="checkbox"/> Noncash <input type="checkbox"/> (Complete Part II if there is a noncash contribution.)
45		\$ 5000.	Person <input checked="" type="checkbox"/> Payroll <input type="checkbox"/> Noncash <input type="checkbox"/> (Complete Part II if there is a noncash contribution.)
46		\$ 20000.	Person <input checked="" type="checkbox"/> Payroll <input type="checkbox"/> Noncash <input type="checkbox"/> (Complete Part II if there is a noncash contribution.)
47		\$ 7500.	Person <input checked="" type="checkbox"/> Payroll <input type="checkbox"/> Noncash <input type="checkbox"/> (Complete Part II if there is a noncash contribution.)
48		\$ 10000.	Person <input checked="" type="checkbox"/> Payroll <input type="checkbox"/> Noncash <input type="checkbox"/> (Complete Part II if there is a noncash contribution.)

Name of organization Chamber of Commerce of the USA	Employer identification number 53-0045720
---	---

Part I Contributors (See Specific Instructions.)

(a) No.	(b) Name, address, and ZIP + 4	(c) Aggregate contributions	(d) Type of contribution
49		\$ 5000.	Person <input checked="" type="checkbox"/> Payroll <input type="checkbox"/> Noncash <input type="checkbox"/> (Complete Part II if there is a noncash contribution.)
50		\$ 200000.	Person <input checked="" type="checkbox"/> Payroll <input type="checkbox"/> Noncash <input type="checkbox"/> (Complete Part II if there is a noncash contribution.)
51		\$ 25000.	Person <input checked="" type="checkbox"/> Payroll <input type="checkbox"/> Noncash <input type="checkbox"/> (Complete Part II if there is a noncash contribution.)
52		\$ 3000.	Person <input checked="" type="checkbox"/> Payroll <input type="checkbox"/> Noncash <input type="checkbox"/> (Complete Part II if there is a noncash contribution.)
53		\$ 3000.	Person <input checked="" type="checkbox"/> Payroll <input type="checkbox"/> Noncash <input type="checkbox"/> (Complete Part II if there is a noncash contribution.)
54		\$ 5500.	Person <input checked="" type="checkbox"/> Payroll <input type="checkbox"/> Noncash <input type="checkbox"/> (Complete Part II if there is a noncash contribution.)

Name of organization

Employer identification number

Chamber of Commerce of the USA

53-0045720

Part I Contributors (See Specific Instructions.)

(a) No.	(b) Name, address, and ZIP + 4	(c) Aggregate contributions	(d) Type of contribution
55		\$ 15000.	Person <input checked="" type="checkbox"/> Payroll <input type="checkbox"/> Noncash <input type="checkbox"/> (Complete Part II if there is a noncash contribution.)
56		\$ 10000.	Person <input checked="" type="checkbox"/> Payroll <input type="checkbox"/> Noncash <input type="checkbox"/> (Complete Part II if there is a noncash contribution.)
57		\$ 100000.	Person <input checked="" type="checkbox"/> Payroll <input type="checkbox"/> Noncash <input type="checkbox"/> (Complete Part II if there is a noncash contribution.)
58		\$ 2000.	Person <input checked="" type="checkbox"/> Payroll <input type="checkbox"/> Noncash <input type="checkbox"/> (Complete Part II if there is a noncash contribution.)
59		\$ 100000.	Person <input checked="" type="checkbox"/> Payroll <input type="checkbox"/> Noncash <input type="checkbox"/> (Complete Part II if there is a noncash contribution.)
60		\$ 100000.	Person <input checked="" type="checkbox"/> Payroll <input type="checkbox"/> Noncash <input type="checkbox"/> (Complete Part II if there is a noncash contribution.)

Name of organization Chamber of Commerce of the USA	Employer identification number 53-0045720
---	---

Part I Contributors (See Specific Instructions.)

(a) No.	(b) Name, address, and ZIP + 4	(c) Aggregate contributions	(d) Type of contribution
61		\$ 225000.	Person <input checked="" type="checkbox"/> Payroll <input type="checkbox"/> Noncash <input type="checkbox"/> (Complete Part II if there is a noncash contribution.)
62		\$ 7500.	Person <input checked="" type="checkbox"/> Payroll <input type="checkbox"/> Noncash <input type="checkbox"/> (Complete Part II if there is a noncash contribution.)
63		\$ 5000.	Person <input checked="" type="checkbox"/> Payroll <input type="checkbox"/> Noncash <input type="checkbox"/> (Complete Part II if there is a noncash contribution.)
64		\$ 5000.	Person <input checked="" type="checkbox"/> Payroll <input type="checkbox"/> Noncash <input type="checkbox"/> (Complete Part II if there is a noncash contribution.)
65		\$ 25000.	Person <input checked="" type="checkbox"/> Payroll <input type="checkbox"/> Noncash <input type="checkbox"/> (Complete Part II if there is a noncash contribution.)
66		\$ 25000.	Person <input checked="" type="checkbox"/> Payroll <input type="checkbox"/> Noncash <input type="checkbox"/> (Complete Part II if there is a noncash contribution.)

Name of organization Chamber of Commerce of the USA	Employer identification number 53-0045720
---	---

Part I Contributors (See Specific Instructions.)

(a) No.	(b) Name, address, and ZIP + 4	(c) Aggregate contributions	(d) Type of contribution
67		\$ 7215.	Person <input checked="" type="checkbox"/> Payroll <input type="checkbox"/> Noncash <input type="checkbox"/> (Complete Part II if there is a noncash contribution.)
68		\$ 9000.	Person <input checked="" type="checkbox"/> Payroll <input type="checkbox"/> Noncash <input type="checkbox"/> (Complete Part II if there is a noncash contribution.)
69		\$ 25000.	Person <input checked="" type="checkbox"/> Payroll <input type="checkbox"/> Noncash <input type="checkbox"/> (Complete Part II if there is a noncash contribution.)
70		\$ 50000.	Person <input checked="" type="checkbox"/> Payroll <input type="checkbox"/> Noncash <input type="checkbox"/> (Complete Part II if there is a noncash contribution.)
71		\$ 25000.	Person <input checked="" type="checkbox"/> Payroll <input type="checkbox"/> Noncash <input type="checkbox"/> (Complete Part II if there is a noncash contribution.)
72		\$ 10000.	Person <input checked="" type="checkbox"/> Payroll <input type="checkbox"/> Noncash <input type="checkbox"/> (Complete Part II if there is a noncash contribution.)

Name of organization Chamber of Commerce of the USA	Employer identification number 53-0045720
---	---

Part I Contributors (See Specific Instructions.)

(a) No.	(b) Name, address, and ZIP + 4	(c) Aggregate contributions	(d) Type of contribution
73		\$ <u>7500.</u>	Person <input checked="" type="checkbox"/> Payroll <input type="checkbox"/> Noncash <input type="checkbox"/> (Complete Part II if there is a noncash contribution.)
74		\$ <u>5000.</u>	Person <input checked="" type="checkbox"/> Payroll <input type="checkbox"/> Noncash <input type="checkbox"/> (Complete Part II if there is a noncash contribution.)
75		\$ <u>29976.</u>	Person <input checked="" type="checkbox"/> Payroll <input type="checkbox"/> Noncash <input type="checkbox"/> (Complete Part II if there is a noncash contribution.)
76		\$ <u>100000.</u>	Person <input checked="" type="checkbox"/> Payroll <input type="checkbox"/> Noncash <input type="checkbox"/> (Complete Part II if there is a noncash contribution.)
77		\$ <u>100000.</u>	Person <input checked="" type="checkbox"/> Payroll <input type="checkbox"/> Noncash <input type="checkbox"/> (Complete Part II if there is a noncash contribution.)
78		\$ <u>6000.</u>	Person <input checked="" type="checkbox"/> Payroll <input type="checkbox"/> Noncash <input type="checkbox"/> (Complete Part II if there is a noncash contribution.)

Name of organization

Employer identification number

Chamber of Commerce of the USA

53-0045720

Part I Contributors (See Specific Instructions.)

(a) No.	(b) Name, address, and ZIP + 4	(c) Aggregate contributions	(d) Type of contribution
79		\$ 5000.	Person <input checked="" type="checkbox"/> Payroll <input type="checkbox"/> Noncash <input type="checkbox"/> (Complete Part II if there is a noncash contribution.)
80		\$ 15000.	Person <input checked="" type="checkbox"/> Payroll <input type="checkbox"/> Noncash <input type="checkbox"/> (Complete Part II if there is a noncash contribution.)
81		\$ 100000.	Person <input checked="" type="checkbox"/> Payroll <input type="checkbox"/> Noncash <input type="checkbox"/> (Complete Part II if there is a noncash contribution.)
82		\$ 20000.	Person <input checked="" type="checkbox"/> Payroll <input type="checkbox"/> Noncash <input type="checkbox"/> (Complete Part II if there is a noncash contribution.)
83		\$ 10000.	Person <input checked="" type="checkbox"/> Payroll <input type="checkbox"/> Noncash <input type="checkbox"/> (Complete Part II if there is a noncash contribution.)
84		\$ 15000.	Person <input checked="" type="checkbox"/> Payroll <input type="checkbox"/> Noncash <input type="checkbox"/> (Complete Part II if there is a noncash contribution.)

Name of organization

Employer identification number

Chamber of Commerce of the USA

53-0045720

Part I Contributors (See Specific Instructions.)

(a) No.	(b) Name, address, and ZIP + 4	(c) Aggregate contributions	(d) Type of contribution
85		\$ 7500.	Person <input checked="" type="checkbox"/> Payroll <input type="checkbox"/> Noncash <input type="checkbox"/> (Complete Part II if there is a noncash contribution.)
86		\$ 16500.	Person <input checked="" type="checkbox"/> Payroll <input type="checkbox"/> Noncash <input type="checkbox"/> (Complete Part II if there is a noncash contribution.)
87		\$ 25000.	Person <input checked="" type="checkbox"/> Payroll <input type="checkbox"/> Noncash <input type="checkbox"/> (Complete Part II if there is a noncash contribution.)
88		\$ 10000.	Person <input checked="" type="checkbox"/> Payroll <input type="checkbox"/> Noncash <input type="checkbox"/> (Complete Part II if there is a noncash contribution.)
89		\$ 30000.	Person <input checked="" type="checkbox"/> Payroll <input type="checkbox"/> Noncash <input type="checkbox"/> (Complete Part II if there is a noncash contribution.)
90		\$ 100000.	Person <input checked="" type="checkbox"/> Payroll <input type="checkbox"/> Noncash <input type="checkbox"/> (Complete Part II if there is a noncash contribution.)

Name of organization Chamber of Commerce of the USA	Employer identification number 53-0045720
---	---

Part I Contributors (See Specific Instructions.)

(a) No.	(b) Name, address, and ZIP + 4	(c) Aggregate contributions	(d) Type of contribution
91		\$ 50000.	Person <input checked="" type="checkbox"/> Payroll <input type="checkbox"/> Noncash <input type="checkbox"/> (Complete Part II if there is a noncash contribution.)
92		\$ 2000.	Person <input checked="" type="checkbox"/> Payroll <input type="checkbox"/> Noncash <input type="checkbox"/> (Complete Part II if there is a noncash contribution.)
93		\$ 25000.	Person <input checked="" type="checkbox"/> Payroll <input type="checkbox"/> Noncash <input type="checkbox"/> (Complete Part II if there is a noncash contribution.)
94		\$ 7500.	Person <input checked="" type="checkbox"/> Payroll <input type="checkbox"/> Noncash <input type="checkbox"/> (Complete Part II if there is a noncash contribution.)
95		\$ 15000.	Person <input checked="" type="checkbox"/> Payroll <input type="checkbox"/> Noncash <input type="checkbox"/> (Complete Part II if there is a noncash contribution.)
96		\$ 63507.	Person <input checked="" type="checkbox"/> Payroll <input type="checkbox"/> Noncash <input type="checkbox"/> (Complete Part II if there is a noncash contribution.)

Name of organization Chamber of Commerce of the USA	Employer identification number 53-0045720
---	---

Part I Contributors (See Specific Instructions.)

(a) No.	(b) Name, address, and ZIP + 4	(c) Aggregate contributions	(d) Type of contribution
97		\$ <u>68587.</u>	Person <input checked="" type="checkbox"/> Payroll <input type="checkbox"/> Noncash <input type="checkbox"/> (Complete Part II if there is a noncash contribution.)
98		\$ <u>74074.</u>	Person <input checked="" type="checkbox"/> Payroll <input type="checkbox"/> Noncash <input type="checkbox"/> (Complete Part II if there is a noncash contribution.)
99		\$ <u>8000.</u>	Person <input checked="" type="checkbox"/> Payroll <input type="checkbox"/> Noncash <input type="checkbox"/> (Complete Part II if there is a noncash contribution.)
100		\$ <u>8000.</u>	Person <input checked="" type="checkbox"/> Payroll <input type="checkbox"/> Noncash <input type="checkbox"/> (Complete Part II if there is a noncash contribution.)
101		\$ <u>8000.</u>	Person <input checked="" type="checkbox"/> Payroll <input type="checkbox"/> Noncash <input type="checkbox"/> (Complete Part II if there is a noncash contribution.)
102		\$ <u>8000.</u>	Person <input checked="" type="checkbox"/> Payroll <input type="checkbox"/> Noncash <input type="checkbox"/> (Complete Part II if there is a noncash contribution.)

Name of organization

Employer identification number

Chamber of Commerce of the USA

53-0045720

Part I Contributors (See Specific Instructions.)

(a) No.	(b) Name, address, and ZIP + 4	(c) Aggregate contributions	(d) Type of contribution
103		\$ 8000.	Person <input checked="" type="checkbox"/> Payroll <input type="checkbox"/> Noncash <input type="checkbox"/> (Complete Part II if there is a noncash contribution.)
104		\$ 5000.	Person <input checked="" type="checkbox"/> Payroll <input type="checkbox"/> Noncash <input type="checkbox"/> (Complete Part II if there is a noncash contribution.)
105		\$ 10000.	Person <input checked="" type="checkbox"/> Payroll <input type="checkbox"/> Noncash <input type="checkbox"/> (Complete Part II if there is a noncash contribution.)
106		\$ 15000.	Person <input checked="" type="checkbox"/> Payroll <input type="checkbox"/> Noncash <input type="checkbox"/> (Complete Part II if there is a noncash contribution.)
107		\$ 1000000.	Person <input checked="" type="checkbox"/> Payroll <input type="checkbox"/> Noncash <input type="checkbox"/> (Complete Part II if there is a noncash contribution.)
108		\$ 500000.	Person <input checked="" type="checkbox"/> Payroll <input type="checkbox"/> Noncash <input type="checkbox"/> (Complete Part II if there is a noncash contribution.)

Name of organization

Employer identification number

Chamber of Commerce of the USA

53-0045720

Part I Contributors (See Specific Instructions.)

(a) No.	(b) Name, address, and ZIP + 4	(c) Aggregate contributions	(d) Type of contribution
109		\$ 150000.	Person <input checked="" type="checkbox"/> Payroll <input type="checkbox"/> Noncash <input type="checkbox"/> (Complete Part II if there is a noncash contribution.)
110		\$ 100000.	Person <input checked="" type="checkbox"/> Payroll <input type="checkbox"/> Noncash <input type="checkbox"/> (Complete Part II if there is a noncash contribution.)
111		\$ 250000.	Person <input checked="" type="checkbox"/> Payroll <input type="checkbox"/> Noncash <input type="checkbox"/> (Complete Part II if there is a noncash contribution.)
112		\$ 14977.	Person <input checked="" type="checkbox"/> Payroll <input type="checkbox"/> Noncash <input type="checkbox"/> (Complete Part II if there is a noncash contribution.)
113		\$ 10500.	Person <input checked="" type="checkbox"/> Payroll <input type="checkbox"/> Noncash <input type="checkbox"/> (Complete Part II if there is a noncash contribution.)
114		\$ 10500.	Person <input checked="" type="checkbox"/> Payroll <input type="checkbox"/> Noncash <input type="checkbox"/> (Complete Part II if there is a noncash contribution.)

Name of organization

Employer identification number

Chamber of Commerce of the USA

53-0045720

Part I Contributors (See Specific Instructions.)

(a) No.	(b) Name, address, and ZIP + 4	(c) Aggregate contributions	(d) Type of contribution
115		\$ 7500.	Person <input checked="" type="checkbox"/> Payroll <input type="checkbox"/> Noncash <input type="checkbox"/> (Complete Part II if there is a noncash contribution.)
116		\$ 7500.	Person <input checked="" type="checkbox"/> Payroll <input type="checkbox"/> Noncash <input type="checkbox"/> (Complete Part II if there is a noncash contribution.)
117		\$ 100000.	Person <input checked="" type="checkbox"/> Payroll <input type="checkbox"/> Noncash <input type="checkbox"/> (Complete Part II if there is a noncash contribution.)
118		\$ 100000.	Person <input checked="" type="checkbox"/> Payroll <input type="checkbox"/> Noncash <input type="checkbox"/> (Complete Part II if there is a noncash contribution.)
119		\$ 50000.	Person <input checked="" type="checkbox"/> Payroll <input type="checkbox"/> Noncash <input type="checkbox"/> (Complete Part II if there is a noncash contribution.)
120		\$ 10000.	Person <input checked="" type="checkbox"/> Payroll <input type="checkbox"/> Noncash <input type="checkbox"/> (Complete Part II if there is a noncash contribution.)

Name of organization Chamber of Commerce of the USA	Employer identification number 53-0045720
---	---

Part I Contributors (See Specific Instructions.)

(a) No.	(b) Name, address, and ZIP + 4	(c) Aggregate contributions	(d) Type of contribution
121		\$ 5000.	Person <input checked="" type="checkbox"/> Payroll <input type="checkbox"/> Noncash <input type="checkbox"/> (Complete Part II if there is a noncash contribution.)
122		\$ 5000.	Person <input checked="" type="checkbox"/> Payroll <input type="checkbox"/> Noncash <input type="checkbox"/> (Complete Part II if there is a noncash contribution.)
123		\$ 5000.	Person <input checked="" type="checkbox"/> Payroll <input type="checkbox"/> Noncash <input type="checkbox"/> (Complete Part II if there is a noncash contribution.)
124		\$ 5000.	Person <input checked="" type="checkbox"/> Payroll <input type="checkbox"/> Noncash <input type="checkbox"/> (Complete Part II if there is a noncash contribution.)
125		\$ 7500.	Person <input checked="" type="checkbox"/> Payroll <input type="checkbox"/> Noncash <input type="checkbox"/> (Complete Part II if there is a noncash contribution.)
126		\$ 20000.	Person <input checked="" type="checkbox"/> Payroll <input type="checkbox"/> Noncash <input type="checkbox"/> (Complete Part II if there is a noncash contribution.)

Name of organization

Employer identification number

Chamber of Commerce of the USA

53-0045720

Part I Contributors (See Specific Instructions.)

(a) No.	(b) Name, address, and ZIP + 4	(c) Aggregate contributions	(d) Type of contribution
127		\$ 6000.	Person <input checked="" type="checkbox"/> Payroll <input type="checkbox"/> Noncash <input type="checkbox"/> (Complete Part II if there is a noncash contribution.)
128		\$ 25000.	Person <input checked="" type="checkbox"/> Payroll <input type="checkbox"/> Noncash <input type="checkbox"/> (Complete Part II if there is a noncash contribution.)
129		\$ 25000.	Person <input checked="" type="checkbox"/> Payroll <input type="checkbox"/> Noncash <input type="checkbox"/> (Complete Part II if there is a noncash contribution.)
130		\$ 25000.	Person <input checked="" type="checkbox"/> Payroll <input type="checkbox"/> Noncash <input type="checkbox"/> (Complete Part II if there is a noncash contribution.)
131		\$ 100000.	Person <input checked="" type="checkbox"/> Payroll <input type="checkbox"/> Noncash <input type="checkbox"/> (Complete Part II if there is a noncash contribution.)
132		\$ 25000.	Person <input checked="" type="checkbox"/> Payroll <input type="checkbox"/> Noncash <input type="checkbox"/> (Complete Part II if there is a noncash contribution.)

Name of organization

Employer identification number

Chamber of Commerce of the USA

53-0045720

Part I Contributors (See Specific Instructions.)

(a) No.	(b) Name, address, and ZIP + 4	(c) Aggregate contributions	(d) Type of contribution
133		\$ 5000.	Person <input checked="" type="checkbox"/> Payroll <input type="checkbox"/> Noncash <input type="checkbox"/> (Complete Part II if there is a noncash contribution.)
134		\$ 25000.	Person <input checked="" type="checkbox"/> Payroll <input type="checkbox"/> Noncash <input type="checkbox"/> (Complete Part II if there is a noncash contribution.)
135		\$ 25000.	Person <input checked="" type="checkbox"/> Payroll <input type="checkbox"/> Noncash <input type="checkbox"/> (Complete Part II if there is a noncash contribution.)
136		\$ 2000.	Person <input checked="" type="checkbox"/> Payroll <input type="checkbox"/> Noncash <input type="checkbox"/> (Complete Part II if there is a noncash contribution.)
137		\$ 800000.	Person <input checked="" type="checkbox"/> Payroll <input type="checkbox"/> Noncash <input type="checkbox"/> (Complete Part II if there is a noncash contribution.)
138		\$ 16041.	Person <input checked="" type="checkbox"/> Payroll <input type="checkbox"/> Noncash <input type="checkbox"/> (Complete Part II if there is a noncash contribution.)

Name of organization Chamber of Commerce of the USA	Employer identification number 53-0045720
---	---

Part I Contributors (See Specific Instructions.)

(a) No.	(b) Name, address, and ZIP + 4	(c) Aggregate contributions	(d) Type of contribution
139		\$ 100000.	Person <input checked="" type="checkbox"/> Payroll <input type="checkbox"/> Noncash <input type="checkbox"/> (Complete Part II if there is a noncash contribution.)
140		\$ 15000.	Person <input checked="" type="checkbox"/> Payroll <input type="checkbox"/> Noncash <input type="checkbox"/> (Complete Part II if there is a noncash contribution.)
141		\$ 3000.	Person <input checked="" type="checkbox"/> Payroll <input type="checkbox"/> Noncash <input type="checkbox"/> (Complete Part II if there is a noncash contribution.)
142		\$ 10000.	Person <input checked="" type="checkbox"/> Payroll <input type="checkbox"/> Noncash <input type="checkbox"/> (Complete Part II if there is a noncash contribution.)
143		\$ 50000.	Person <input checked="" type="checkbox"/> Payroll <input type="checkbox"/> Noncash <input type="checkbox"/> (Complete Part II if there is a noncash contribution.)
144		\$ 15000.	Person <input checked="" type="checkbox"/> Payroll <input type="checkbox"/> Noncash <input type="checkbox"/> (Complete Part II if there is a noncash contribution.)

Name of organization Chamber of Commerce of the USA	Employer identification number 53-0045720
---	---

Part I Contributors (See Specific Instructions.)

(a) No.	(b) Name, address, and ZIP + 4	(c) Aggregate contributions	(d) Type of contribution
145		\$ 15000.	Person <input checked="" type="checkbox"/> Payroll <input type="checkbox"/> Noncash <input type="checkbox"/> (Complete Part II if there is a noncash contribution.)
146		\$ 25000.	Person <input checked="" type="checkbox"/> Payroll <input type="checkbox"/> Noncash <input type="checkbox"/> (Complete Part II if there is a noncash contribution.)
147		\$ 5000.	Person <input checked="" type="checkbox"/> Payroll <input type="checkbox"/> Noncash <input type="checkbox"/> (Complete Part II if there is a noncash contribution.)
148		\$ 25000.	Person <input checked="" type="checkbox"/> Payroll <input type="checkbox"/> Noncash <input type="checkbox"/> (Complete Part II if there is a noncash contribution.)
149		\$ 15000.	Person <input checked="" type="checkbox"/> Payroll <input type="checkbox"/> Noncash <input type="checkbox"/> (Complete Part II if there is a noncash contribution.)
150		\$ 5000.	Person <input checked="" type="checkbox"/> Payroll <input type="checkbox"/> Noncash <input type="checkbox"/> (Complete Part II if there is a noncash contribution.)

Name of organization Chamber of Commerce of the USA	Employer identification number 53-0045720
---	---

Part I Contributors (See Specific Instructions.)

(a) No.	(b) Name, address, and ZIP + 4	(c) Aggregate contributions	(d) Type of contribution
151		\$ 25000.	Person <input checked="" type="checkbox"/> Payroll <input type="checkbox"/> Noncash <input type="checkbox"/> (Complete Part II if there is a noncash contribution.)
152		\$ 25000.	Person <input checked="" type="checkbox"/> Payroll <input type="checkbox"/> Noncash <input type="checkbox"/> (Complete Part II if there is a noncash contribution.)
153		\$ 15000.	Person <input checked="" type="checkbox"/> Payroll <input type="checkbox"/> Noncash <input type="checkbox"/> (Complete Part II if there is a noncash contribution.)
154		\$ 5000.	Person <input checked="" type="checkbox"/> Payroll <input type="checkbox"/> Noncash <input type="checkbox"/> (Complete Part II if there is a noncash contribution.)
155		\$ 5000.	Person <input checked="" type="checkbox"/> Payroll <input type="checkbox"/> Noncash <input type="checkbox"/> (Complete Part II if there is a noncash contribution.)
156		\$ 25000.	Person <input checked="" type="checkbox"/> Payroll <input type="checkbox"/> Noncash <input type="checkbox"/> (Complete Part II if there is a noncash contribution.)

Name of organization Chamber of Commerce of the USA	Employer identification number 53-0045720
---	---

Part I Contributors (See Specific Instructions.)

(a) No.	(b) Name, address, and ZIP + 4	(c) Aggregate contributions	(d) Type of contribution
157		\$ 25000.	Person <input checked="" type="checkbox"/> Payroll <input type="checkbox"/> Noncash <input type="checkbox"/> (Complete Part II if there is a noncash contribution.)
158		\$ 20000.	Person <input checked="" type="checkbox"/> Payroll <input type="checkbox"/> Noncash <input type="checkbox"/> (Complete Part II if there is a noncash contribution.)
159		\$ 5000.	Person <input checked="" type="checkbox"/> Payroll <input type="checkbox"/> Noncash <input type="checkbox"/> (Complete Part II if there is a noncash contribution.)
160		\$ 35000.	Person <input checked="" type="checkbox"/> Payroll <input type="checkbox"/> Noncash <input type="checkbox"/> (Complete Part II if there is a noncash contribution.)
161		\$ 30000.	Person <input checked="" type="checkbox"/> Payroll <input type="checkbox"/> Noncash <input type="checkbox"/> (Complete Part II if there is a noncash contribution.)
162		\$ 12610.	Person <input checked="" type="checkbox"/> Payroll <input type="checkbox"/> Noncash <input type="checkbox"/> (Complete Part II if there is a noncash contribution.)

Name of organization

Employer identification number

Chamber of Commerce of the USA

53-0045720

Part I Contributors (See Specific Instructions.)

(a) No.	(b) Name, address, and ZIP + 4	(c) Aggregate contributions	(d) Type of contribution
163		\$ 15000.	Person <input checked="" type="checkbox"/> Payroll <input type="checkbox"/> Noncash <input type="checkbox"/> (Complete Part II if there is a noncash contribution.)
164		\$ 40000.	Person <input checked="" type="checkbox"/> Payroll <input type="checkbox"/> Noncash <input type="checkbox"/> (Complete Part II if there is a noncash contribution.)
165		\$ 10000.	Person <input checked="" type="checkbox"/> Payroll <input type="checkbox"/> Noncash <input type="checkbox"/> (Complete Part II if there is a noncash contribution.)
166		\$ 5000.	Person <input checked="" type="checkbox"/> Payroll <input type="checkbox"/> Noncash <input type="checkbox"/> (Complete Part II if there is a noncash contribution.)
167		\$ 5000.	Person <input checked="" type="checkbox"/> Payroll <input type="checkbox"/> Noncash <input type="checkbox"/> (Complete Part II if there is a noncash contribution.)
168		\$ 280000.	Person <input checked="" type="checkbox"/> Payroll <input type="checkbox"/> Noncash <input type="checkbox"/> (Complete Part II if there is a noncash contribution.)

Name of organization

Employer identification number

Chamber of Commerce of the USA

53-0045720

Part I Contributors (See Specific Instructions.)

(a) No.	(b) Name, address, and ZIP + 4	(c) Aggregate contributions	(d) Type of contribution
169		\$ 10000.	Person <input checked="" type="checkbox"/> Payroll <input type="checkbox"/> Noncash <input type="checkbox"/> (Complete Part II if there is a noncash contribution.)
170		\$ 50000.	Person <input checked="" type="checkbox"/> Payroll <input type="checkbox"/> Noncash <input type="checkbox"/> (Complete Part II if there is a noncash contribution.)
171		\$ 2000.	Person <input checked="" type="checkbox"/> Payroll <input type="checkbox"/> Noncash <input type="checkbox"/> (Complete Part II if there is a noncash contribution.)
172		\$ 15000.	Person <input checked="" type="checkbox"/> Payroll <input type="checkbox"/> Noncash <input type="checkbox"/> (Complete Part II if there is a noncash contribution.)
173		\$ 5000.	Person <input checked="" type="checkbox"/> Payroll <input type="checkbox"/> Noncash <input type="checkbox"/> (Complete Part II if there is a noncash contribution.)
174		\$ 1000000.	Person <input checked="" type="checkbox"/> Payroll <input type="checkbox"/> Noncash <input type="checkbox"/> (Complete Part II if there is a noncash contribution.)

Name of organization

Employer identification number

Chamber of Commerce of the USA

53-0045720

Part I Contributors (See Specific Instructions.)

(a) No.	(b) Name, address, and ZIP + 4	(c) Aggregate contributions	(d) Type of contribution
175		\$ 7500.	Person <input checked="" type="checkbox"/> Payroll <input type="checkbox"/> Noncash <input type="checkbox"/> (Complete Part II if there is a noncash contribution.)
176		\$ 5000.	Person <input checked="" type="checkbox"/> Payroll <input type="checkbox"/> Noncash <input type="checkbox"/> (Complete Part II if there is a noncash contribution.)
177		\$ 15000.	Person <input checked="" type="checkbox"/> Payroll <input type="checkbox"/> Noncash <input type="checkbox"/> (Complete Part II if there is a noncash contribution.)
178		\$ 25000.	Person <input checked="" type="checkbox"/> Payroll <input type="checkbox"/> Noncash <input type="checkbox"/> (Complete Part II if there is a noncash contribution.)
179		\$ 5000.	Person <input checked="" type="checkbox"/> Payroll <input type="checkbox"/> Noncash <input type="checkbox"/> (Complete Part II if there is a noncash contribution.)
180		\$ 5000.	Person <input checked="" type="checkbox"/> Payroll <input type="checkbox"/> Noncash <input type="checkbox"/> (Complete Part II if there is a noncash contribution.)

Name of organization Chamber of Commerce of the USA	Employer identification number 53-0045720
---	---

Part I Contributors (See Specific Instructions.)

(a) No.	(b) Name, address, and ZIP + 4	(c) Aggregate contributions	(d) Type of contribution
181		\$ 2500.	Person <input checked="" type="checkbox"/> Payroll <input type="checkbox"/> Noncash <input type="checkbox"/> (Complete Part II if there is a noncash contribution.)
182		\$ 15000.	Person <input checked="" type="checkbox"/> Payroll <input type="checkbox"/> Noncash <input type="checkbox"/> (Complete Part II if there is a noncash contribution.)
183		\$ 7500.	Person <input checked="" type="checkbox"/> Payroll <input type="checkbox"/> Noncash <input type="checkbox"/> (Complete Part II if there is a noncash contribution.)
184		\$ 5000.	Person <input checked="" type="checkbox"/> Payroll <input type="checkbox"/> Noncash <input type="checkbox"/> (Complete Part II if there is a noncash contribution.)
185		\$ 174751.	Person <input checked="" type="checkbox"/> Payroll <input type="checkbox"/> Noncash <input type="checkbox"/> (Complete Part II if there is a noncash contribution.)
186		\$ 58952.	Person <input checked="" type="checkbox"/> Payroll <input type="checkbox"/> Noncash <input type="checkbox"/> (Complete Part II if there is a noncash contribution.)

Name of organization Chamber of Commerce of the USA	Employer identification number 53-0045720
---	---

Part I Contributors (See Specific Instructions.)

(a) No.	(b) Name, address, and ZIP + 4	(c) Aggregate contributions	(d) Type of contribution
187		\$ 226393.	Person <input checked="" type="checkbox"/> Payroll <input type="checkbox"/> Noncash <input type="checkbox"/> (Complete Part II if there is a noncash contribution.)
188		\$ 158390.	Person <input checked="" type="checkbox"/> Payroll <input type="checkbox"/> Noncash <input type="checkbox"/> (Complete Part II if there is a noncash contribution.)
189		\$ 184553.	Person <input checked="" type="checkbox"/> Payroll <input type="checkbox"/> Noncash <input type="checkbox"/> (Complete Part II if there is a noncash contribution.)
190		\$ 1233830.	Person <input checked="" type="checkbox"/> Payroll <input type="checkbox"/> Noncash <input type="checkbox"/> (Complete Part II if there is a noncash contribution.)
191		\$ 1305601.	Person <input checked="" type="checkbox"/> Payroll <input type="checkbox"/> Noncash <input type="checkbox"/> (Complete Part II if there is a noncash contribution.)
192		\$ 25000.	Person <input checked="" type="checkbox"/> Payroll <input type="checkbox"/> Noncash <input type="checkbox"/> (Complete Part II if there is a noncash contribution.)

Name of organization

Employer identification number

Chamber of Commerce of the USA

53-0045720

Part I Contributors (See Specific Instructions.)

(a) No.	(b) Name, address, and ZIP + 4	(c) Aggregate contributions	(d) Type of contribution
193		\$ 677815.	Person <input checked="" type="checkbox"/> Payroll <input type="checkbox"/> Noncash <input type="checkbox"/> (Complete Part II if there is a noncash contribution.)
194		\$ 8000.	Person <input checked="" type="checkbox"/> Payroll <input type="checkbox"/> Noncash <input type="checkbox"/> (Complete Part II if there is a noncash contribution.)
195		\$ 8000.	Person <input checked="" type="checkbox"/> Payroll <input type="checkbox"/> Noncash <input type="checkbox"/> (Complete Part II if there is a noncash contribution.)
196		\$ 8000.	Person <input checked="" type="checkbox"/> Payroll <input type="checkbox"/> Noncash <input type="checkbox"/> (Complete Part II if there is a noncash contribution.)
197		\$ 8000.	Person <input checked="" type="checkbox"/> Payroll <input type="checkbox"/> Noncash <input type="checkbox"/> (Complete Part II if there is a noncash contribution.)
198		\$ 8000.	Person <input checked="" type="checkbox"/> Payroll <input type="checkbox"/> Noncash <input type="checkbox"/> (Complete Part II if there is a noncash contribution.)

Name of organization Chamber of Commerce of the USA	Employer identification number 53-0045720
---	---

Part I Contributors (See Specific Instructions.)

(a) No.	(b) Name, address, and ZIP + 4	(c) Aggregate contributions	(d) Type of contribution
199		\$ 151216.	Person <input checked="" type="checkbox"/> Payroll <input type="checkbox"/> Noncash <input type="checkbox"/> (Complete Part II if there is a noncash contribution.)
200		\$ 89000.	Person <input checked="" type="checkbox"/> Payroll <input type="checkbox"/> Noncash <input type="checkbox"/> (Complete Part II if there is a noncash contribution.)
201		\$ 170000.	Person <input checked="" type="checkbox"/> Payroll <input type="checkbox"/> Noncash <input type="checkbox"/> (Complete Part II if there is a noncash contribution.)
202		\$ 49237.	Person <input checked="" type="checkbox"/> Payroll <input type="checkbox"/> Noncash <input type="checkbox"/> (Complete Part II if there is a noncash contribution.)
203		\$ 111763.	Person <input checked="" type="checkbox"/> Payroll <input type="checkbox"/> Noncash <input type="checkbox"/> (Complete Part II if there is a noncash contribution.)
204		\$ 25000.	Person <input checked="" type="checkbox"/> Payroll <input type="checkbox"/> Noncash <input type="checkbox"/> (Complete Part II if there is a noncash contribution.)

Name of organization Chamber of Commerce of the USA	Employer identification number 53-0045720
---	---

Part I Contributors (See Specific Instructions.)

(a) No.	(b) Name, address, and ZIP + 4	(c) Aggregate contributions	(d) Type of contribution
205		\$ 10000.	Person <input checked="" type="checkbox"/> Payroll <input type="checkbox"/> Noncash <input type="checkbox"/> (Complete Part II if there is a noncash contribution.)
206		\$ 5000.	Person <input checked="" type="checkbox"/> Payroll <input type="checkbox"/> Noncash <input type="checkbox"/> (Complete Part II if there is a noncash contribution.)
207		\$ 15000.	Person <input checked="" type="checkbox"/> Payroll <input type="checkbox"/> Noncash <input type="checkbox"/> (Complete Part II if there is a noncash contribution.)
208		\$ 25000.	Person <input checked="" type="checkbox"/> Payroll <input type="checkbox"/> Noncash <input type="checkbox"/> (Complete Part II if there is a noncash contribution.)
209		\$ 25000.	Person <input checked="" type="checkbox"/> Payroll <input type="checkbox"/> Noncash <input type="checkbox"/> (Complete Part II if there is a noncash contribution.)
210		\$ 5000.	Person <input checked="" type="checkbox"/> Payroll <input type="checkbox"/> Noncash <input type="checkbox"/> (Complete Part II if there is a noncash contribution.)

Name of organization Chamber of Commerce of the USA	Employer identification number 53-0045720
---	---

Part I Contributors (See Specific Instructions.)

(a) No.	(b) Name, address, and ZIP + 4	(c) Aggregate contributions	(d) Type of contribution
211	_____ _____ _____	\$ 10000.	Person <input checked="" type="checkbox"/> Payroll <input type="checkbox"/> Noncash <input type="checkbox"/> (Complete Part II if there is a noncash contribution.)
212	_____ _____ _____	\$ 25000.	Person <input checked="" type="checkbox"/> Payroll <input type="checkbox"/> Noncash <input type="checkbox"/> (Complete Part II if there is a noncash contribution.)
213	_____ _____ _____	\$ 25000.	Person <input checked="" type="checkbox"/> Payroll <input type="checkbox"/> Noncash <input type="checkbox"/> (Complete Part II if there is a noncash contribution.)
214	_____ _____ _____	\$ 5000.	Person <input checked="" type="checkbox"/> Payroll <input type="checkbox"/> Noncash <input type="checkbox"/> (Complete Part II if there is a noncash contribution.)
215	_____ _____ _____	\$ 5000.	Person <input checked="" type="checkbox"/> Payroll <input type="checkbox"/> Noncash <input type="checkbox"/> (Complete Part II if there is a noncash contribution.)
216	_____ _____ _____	\$ 5000.	Person <input checked="" type="checkbox"/> Payroll <input type="checkbox"/> Noncash <input type="checkbox"/> (Complete Part II if there is a noncash contribution.)

Name of organization Chamber of Commerce of the USA	Employer identification number 53-0045720
---	---

Part I Contributors (See Specific Instructions.)

(a) No.	(b) Name, address, and ZIP + 4	(c) Aggregate contributions	(d) Type of contribution
217		\$ 25000.	Person <input checked="" type="checkbox"/> Payroll <input type="checkbox"/> Noncash <input type="checkbox"/> (Complete Part II if there is a noncash contribution.)
218		\$ 15000.	Person <input checked="" type="checkbox"/> Payroll <input type="checkbox"/> Noncash <input type="checkbox"/> (Complete Part II if there is a noncash contribution.)
219		\$ 5000.	Person <input checked="" type="checkbox"/> Payroll <input type="checkbox"/> Noncash <input type="checkbox"/> (Complete Part II if there is a noncash contribution.)
220		\$ 213015.	Person <input checked="" type="checkbox"/> Payroll <input type="checkbox"/> Noncash <input type="checkbox"/> (Complete Part II if there is a noncash contribution.)
221		\$ 10000.	Person <input checked="" type="checkbox"/> Payroll <input type="checkbox"/> Noncash <input type="checkbox"/> (Complete Part II if there is a noncash contribution.)
222		\$ 250000.	Person <input checked="" type="checkbox"/> Payroll <input type="checkbox"/> Noncash <input type="checkbox"/> (Complete Part II if there is a noncash contribution.)

Name of organization Chamber of Commerce of the USA	Employer identification number 53-0045720
---	---

Part I Contributors (See Specific Instructions.)

(a) No.	(b) Name, address, and ZIP + 4	(c) Aggregate contributions	(d) Type of contribution
223		\$ 100000.	Person <input checked="" type="checkbox"/> Payroll <input type="checkbox"/> Noncash <input type="checkbox"/> (Complete Part II if there is a noncash contribution.)
224		\$ 10000.	Person <input checked="" type="checkbox"/> Payroll <input type="checkbox"/> Noncash <input type="checkbox"/> (Complete Part II if there is a noncash contribution.)
225		\$ 7500.	Person <input checked="" type="checkbox"/> Payroll <input type="checkbox"/> Noncash <input type="checkbox"/> (Complete Part II if there is a noncash contribution.)
226		\$ 1590.	Person <input checked="" type="checkbox"/> Payroll <input type="checkbox"/> Noncash <input type="checkbox"/> (Complete Part II if there is a noncash contribution.)
227		\$ 10000.	Person <input checked="" type="checkbox"/> Payroll <input type="checkbox"/> Noncash <input type="checkbox"/> (Complete Part II if there is a noncash contribution.)
228		\$ 175000.	Person <input checked="" type="checkbox"/> Payroll <input type="checkbox"/> Noncash <input type="checkbox"/> (Complete Part II if there is a noncash contribution.)

Name of organization

Employer identification number

Chamber of Commerce of the USA

53-0045720

Part I Contributors (See Specific Instructions.)

(a) No.	(b) Name, address, and ZIP + 4	(c) Aggregate contributions	(d) Type of contribution
229		\$ 10000.	Person <input checked="" type="checkbox"/> Payroll <input type="checkbox"/> Noncash <input type="checkbox"/> (Complete Part II if there is a noncash contribution.)
230		\$ 20000.	Person <input checked="" type="checkbox"/> Payroll <input type="checkbox"/> Noncash <input type="checkbox"/> (Complete Part II if there is a noncash contribution.)
231		\$ 20000.	Person <input checked="" type="checkbox"/> Payroll <input type="checkbox"/> Noncash <input type="checkbox"/> (Complete Part II if there is a noncash contribution.)
232		\$ 75000.	Person <input checked="" type="checkbox"/> Payroll <input type="checkbox"/> Noncash <input type="checkbox"/> (Complete Part II if there is a noncash contribution.)
233		\$ 125000.	Person <input checked="" type="checkbox"/> Payroll <input type="checkbox"/> Noncash <input type="checkbox"/> (Complete Part II if there is a noncash contribution.)
234		\$ 125000.	Person <input checked="" type="checkbox"/> Payroll <input type="checkbox"/> Noncash <input type="checkbox"/> (Complete Part II if there is a noncash contribution.)

Name of organization Chamber of Commerce of the USA	Employer identification number 53-0045720
---	---

Part I Contributors (See Specific Instructions.)

(a) No.	(b) Name, address, and ZIP + 4	(c) Aggregate contributions	(d) Type of contribution
235		\$ <u>100000.</u>	Person <input checked="" type="checkbox"/> Payroll <input type="checkbox"/> Noncash <input type="checkbox"/> (Complete Part II if there is a noncash contribution.)
236		\$ <u>9250.</u>	Person <input checked="" type="checkbox"/> Payroll <input type="checkbox"/> Noncash <input type="checkbox"/> (Complete Part II if there is a noncash contribution.)
237		\$ <u>9250.</u>	Person <input checked="" type="checkbox"/> Payroll <input type="checkbox"/> Noncash <input type="checkbox"/> (Complete Part II if there is a noncash contribution.)
238		\$ <u>100000.</u>	Person <input checked="" type="checkbox"/> Payroll <input type="checkbox"/> Noncash <input type="checkbox"/> (Complete Part II if there is a noncash contribution.)
239		\$ <u>10000.</u>	Person <input checked="" type="checkbox"/> Payroll <input type="checkbox"/> Noncash <input type="checkbox"/> (Complete Part II if there is a noncash contribution.)
240		\$ <u>90000.</u>	Person <input checked="" type="checkbox"/> Payroll <input type="checkbox"/> Noncash <input type="checkbox"/> (Complete Part II if there is a noncash contribution.)

Name of organization

Employer identification number

Chamber of Commerce of the USA

53-0045720

Part I Contributors (See Specific Instructions.)

(a) No.	(b) Name, address, and ZIP + 4	(c) Aggregate contributions	(d) Type of contribution
241		\$ 100000.	Person <input checked="" type="checkbox"/> Payroll <input type="checkbox"/> Noncash <input type="checkbox"/> (Complete Part II if there is a noncash contribution.)
242		\$ 10000.	Person <input checked="" type="checkbox"/> Payroll <input type="checkbox"/> Noncash <input type="checkbox"/> (Complete Part II if there is a noncash contribution.)
243		\$ 15000.	Person <input checked="" type="checkbox"/> Payroll <input type="checkbox"/> Noncash <input type="checkbox"/> (Complete Part II if there is a noncash contribution.)
244		\$ 50000.	Person <input checked="" type="checkbox"/> Payroll <input type="checkbox"/> Noncash <input type="checkbox"/> (Complete Part II if there is a noncash contribution.)
245		\$ 50000.	Person <input checked="" type="checkbox"/> Payroll <input type="checkbox"/> Noncash <input type="checkbox"/> (Complete Part II if there is a noncash contribution.)
246		\$ 7358.	Person <input checked="" type="checkbox"/> Payroll <input type="checkbox"/> Noncash <input type="checkbox"/> (Complete Part II if there is a noncash contribution.)

Name of organization

Employer identification number

Chamber of Commerce of the USA

53-0045720

Part I Contributors (See Specific Instructions.)

(a) No.	(b) Name, address, and ZIP + 4	(c) Aggregate contributions	(d) Type of contribution
247		\$ 100000.	Person <input checked="" type="checkbox"/> Payroll <input type="checkbox"/> Noncash <input type="checkbox"/> (Complete Part II if there is a noncash contribution.)
248		\$ 6000.	Person <input checked="" type="checkbox"/> Payroll <input type="checkbox"/> Noncash <input type="checkbox"/> (Complete Part II if there is a noncash contribution.)
249		\$ 25000.	Person <input checked="" type="checkbox"/> Payroll <input type="checkbox"/> Noncash <input type="checkbox"/> (Complete Part II if there is a noncash contribution.)
250		\$ 100000.	Person <input checked="" type="checkbox"/> Payroll <input type="checkbox"/> Noncash <input type="checkbox"/> (Complete Part II if there is a noncash contribution.)
251		\$ 7500.	Person <input checked="" type="checkbox"/> Payroll <input type="checkbox"/> Noncash <input type="checkbox"/> (Complete Part II if there is a noncash contribution.)
252		\$ 50000.	Person <input checked="" type="checkbox"/> Payroll <input type="checkbox"/> Noncash <input type="checkbox"/> (Complete Part II if there is a noncash contribution.)

Name of organization Chamber of Commerce of the USA	Employer identification number 53-0045720
---	---

Part I Contributors (See Specific Instructions.)

(a) No.	(b) Name, address, and ZIP + 4	(c) Aggregate contributions	(d) Type of contribution
253		\$ 5000.	Person <input checked="" type="checkbox"/> Payroll <input type="checkbox"/> Noncash <input type="checkbox"/> (Complete Part II if there is a noncash contribution.)
254		\$ 5000.	Person <input checked="" type="checkbox"/> Payroll <input type="checkbox"/> Noncash <input type="checkbox"/> (Complete Part II if there is a noncash contribution.)
255		\$ 5000.	Person <input checked="" type="checkbox"/> Payroll <input type="checkbox"/> Noncash <input type="checkbox"/> (Complete Part II if there is a noncash contribution.)
256		\$ 7000.	Person <input checked="" type="checkbox"/> Payroll <input type="checkbox"/> Noncash <input type="checkbox"/> (Complete Part II if there is a noncash contribution.)
257		\$ 8000.	Person <input checked="" type="checkbox"/> Payroll <input type="checkbox"/> Noncash <input type="checkbox"/> (Complete Part II if there is a noncash contribution.)
258		\$ 25000.	Person <input checked="" type="checkbox"/> Payroll <input type="checkbox"/> Noncash <input type="checkbox"/> (Complete Part II if there is a noncash contribution.)

Name of organization

Employer identification number

Chamber of Commerce of the USA

53-0045720

Part I Contributors (See Specific Instructions.)

(a) No.	(b) Name, address, and ZIP + 4	(c) Aggregate contributions	(d) Type of contribution
259		\$ 25000.	Person <input checked="" type="checkbox"/> Payroll <input type="checkbox"/> Noncash <input type="checkbox"/> (Complete Part II if there is a noncash contribution.)
260		\$ 10000.	Person <input checked="" type="checkbox"/> Payroll <input type="checkbox"/> Noncash <input type="checkbox"/> (Complete Part II if there is a noncash contribution.)
261		\$ 25000.	Person <input checked="" type="checkbox"/> Payroll <input type="checkbox"/> Noncash <input type="checkbox"/> (Complete Part II if there is a noncash contribution.)
262		\$ 50000.	Person <input checked="" type="checkbox"/> Payroll <input type="checkbox"/> Noncash <input type="checkbox"/> (Complete Part II if there is a noncash contribution.)
263		\$ 5000.	Person <input checked="" type="checkbox"/> Payroll <input type="checkbox"/> Noncash <input type="checkbox"/> (Complete Part II if there is a noncash contribution.)
264		\$ 25000.	Person <input checked="" type="checkbox"/> Payroll <input type="checkbox"/> Noncash <input type="checkbox"/> (Complete Part II if there is a noncash contribution.)

Name of organization

Employer identification number

Chamber of Commerce of the USA

53-0045720

Part I Contributors (See Specific Instructions.)

(a) No.	(b) Name, address, and ZIP + 4	(c) Aggregate contributions	(d) Type of contribution
265		\$ 5000.	Person <input checked="" type="checkbox"/> Payroll <input type="checkbox"/> Noncash <input type="checkbox"/> (Complete Part II if there is a noncash contribution.)
266		\$ 5000.	Person <input checked="" type="checkbox"/> Payroll <input type="checkbox"/> Noncash <input type="checkbox"/> (Complete Part II if there is a noncash contribution.)
267		\$ 5000.	Person <input checked="" type="checkbox"/> Payroll <input type="checkbox"/> Noncash <input type="checkbox"/> (Complete Part II if there is a noncash contribution.)
268		\$ 5000.	Person <input checked="" type="checkbox"/> Payroll <input type="checkbox"/> Noncash <input type="checkbox"/> (Complete Part II if there is a noncash contribution.)
269		\$ 7500.	Person <input checked="" type="checkbox"/> Payroll <input type="checkbox"/> Noncash <input type="checkbox"/> (Complete Part II if there is a noncash contribution.)
270		\$ 8000.	Person <input checked="" type="checkbox"/> Payroll <input type="checkbox"/> Noncash <input type="checkbox"/> (Complete Part II if there is a noncash contribution.)

Name of organization Chamber of Commerce of the USA	Employer identification number 53-0045720
---	---

Part I Contributors (See Specific Instructions.)

(a) No.	(b) Name, address, and ZIP + 4	(c) Aggregate contributions	(d) Type of contribution
271		\$ 8000.	Person <input checked="" type="checkbox"/> Payroll <input type="checkbox"/> Noncash <input type="checkbox"/> (Complete Part II if there is a noncash contribution.)
272		\$ 8000.	Person <input checked="" type="checkbox"/> Payroll <input type="checkbox"/> Noncash <input type="checkbox"/> (Complete Part II if there is a noncash contribution.)
273		\$ 8000.	Person <input checked="" type="checkbox"/> Payroll <input type="checkbox"/> Noncash <input type="checkbox"/> (Complete Part II if there is a noncash contribution.)
274		\$ 8000.	Person <input checked="" type="checkbox"/> Payroll <input type="checkbox"/> Noncash <input type="checkbox"/> (Complete Part II if there is a noncash contribution.)
275		\$ 25000.	Person <input checked="" type="checkbox"/> Payroll <input type="checkbox"/> Noncash <input type="checkbox"/> (Complete Part II if there is a noncash contribution.)
276		\$ 25000.	Person <input checked="" type="checkbox"/> Payroll <input type="checkbox"/> Noncash <input type="checkbox"/> (Complete Part II if there is a noncash contribution.)

Name of organization Chamber of Commerce of the USA	Employer identification number 53-0045720
---	---

Part I Contributors (See Specific Instructions.)

(a) No.	(b) Name, address, and ZIP + 4	(c) Aggregate contributions	(d) Type of contribution
277		\$ 25000.	Person <input checked="" type="checkbox"/> Payroll <input type="checkbox"/> Noncash <input type="checkbox"/> (Complete Part II if there is a noncash contribution.)
278		\$ 15000.	Person <input checked="" type="checkbox"/> Payroll <input type="checkbox"/> Noncash <input type="checkbox"/> (Complete Part II if there is a noncash contribution.)
279		\$ 5000.	Person <input checked="" type="checkbox"/> Payroll <input type="checkbox"/> Noncash <input type="checkbox"/> (Complete Part II if there is a noncash contribution.)
280		\$ 20000.	Person <input checked="" type="checkbox"/> Payroll <input type="checkbox"/> Noncash <input type="checkbox"/> (Complete Part II if there is a noncash contribution.)
281		\$ 50000.	Person <input checked="" type="checkbox"/> Payroll <input type="checkbox"/> Noncash <input type="checkbox"/> (Complete Part II if there is a noncash contribution.)
282		\$ 7500.	Person <input checked="" type="checkbox"/> Payroll <input type="checkbox"/> Noncash <input type="checkbox"/> (Complete Part II if there is a noncash contribution.)

Name of organization Chamber of Commerce of the USA	Employer identification number 53-0045720
---	---

Part I Contributors (See Specific Instructions.)

(a) No.	(b) Name, address, and ZIP + 4	(c) Aggregate contributions	(d) Type of contribution
283		\$ 400000.	Person <input checked="" type="checkbox"/> Payroll <input type="checkbox"/> Noncash <input type="checkbox"/> (Complete Part II if there is a noncash contribution.)
284		\$ 400000.	Person <input checked="" type="checkbox"/> Payroll <input type="checkbox"/> Noncash <input type="checkbox"/> (Complete Part II if there is a noncash contribution.)
285		\$ 4500.	Person <input checked="" type="checkbox"/> Payroll <input type="checkbox"/> Noncash <input type="checkbox"/> (Complete Part II if there is a noncash contribution.)
286		\$ 2500.	Person <input checked="" type="checkbox"/> Payroll <input type="checkbox"/> Noncash <input type="checkbox"/> (Complete Part II if there is a noncash contribution.)
287		\$ 2500.	Person <input checked="" type="checkbox"/> Payroll <input type="checkbox"/> Noncash <input type="checkbox"/> (Complete Part II if there is a noncash contribution.)
288		\$ 6000.	Person <input checked="" type="checkbox"/> Payroll <input type="checkbox"/> Noncash <input type="checkbox"/> (Complete Part II if there is a noncash contribution.)

Name of organization Chamber of Commerce of the USA	Employer identification number 53-0045720
---	---

Part I Contributors (See Specific Instructions.)

(a) No.	(b) Name, address, and ZIP + 4	(c) Aggregate contributions	(d) Type of contribution
289		\$ 25000.	Person <input checked="" type="checkbox"/> Payroll <input type="checkbox"/> Noncash <input type="checkbox"/> (Complete Part II if there is a noncash contribution.)
290		\$ 100000.	Person <input checked="" type="checkbox"/> Payroll <input type="checkbox"/> Noncash <input type="checkbox"/> (Complete Part II if there is a noncash contribution.)
291		\$ 10000.	Person <input checked="" type="checkbox"/> Payroll <input type="checkbox"/> Noncash <input type="checkbox"/> (Complete Part II if there is a noncash contribution.)
292		\$ 7500.	Person <input checked="" type="checkbox"/> Payroll <input type="checkbox"/> Noncash <input type="checkbox"/> (Complete Part II if there is a noncash contribution.)
293		\$ 15000.	Person <input checked="" type="checkbox"/> Payroll <input type="checkbox"/> Noncash <input type="checkbox"/> (Complete Part II if there is a noncash contribution.)
294		\$ 7470.	Person <input checked="" type="checkbox"/> Payroll <input type="checkbox"/> Noncash <input type="checkbox"/> (Complete Part II if there is a noncash contribution.)

Name of organization Chamber of Commerce of the USA	Employer identification number 53-0045720
---	---

Part I Contributors (See Specific Instructions.)

(a) No.	(b) Name, address, and ZIP + 4	(c) Aggregate contributions	(d) Type of contribution
295		\$ 7500.	Person <input checked="" type="checkbox"/> Payroll <input type="checkbox"/> Noncash <input type="checkbox"/> (Complete Part II if there is a noncash contribution.)
296		\$ 20000.	Person <input checked="" type="checkbox"/> Payroll <input type="checkbox"/> Noncash <input type="checkbox"/> (Complete Part II if there is a noncash contribution.)
297		\$ 100000.	Person <input checked="" type="checkbox"/> Payroll <input type="checkbox"/> Noncash <input type="checkbox"/> (Complete Part II if there is a noncash contribution.)
298		\$ 250000.	Person <input checked="" type="checkbox"/> Payroll <input type="checkbox"/> Noncash <input type="checkbox"/> (Complete Part II if there is a noncash contribution.)
299		\$ 15000.	Person <input checked="" type="checkbox"/> Payroll <input type="checkbox"/> Noncash <input type="checkbox"/> (Complete Part II if there is a noncash contribution.)
300		\$ 20000.	Person <input checked="" type="checkbox"/> Payroll <input type="checkbox"/> Noncash <input type="checkbox"/> (Complete Part II if there is a noncash contribution.)

Name of organization

Employer identification number

Chamber of Commerce of the USA

53-0045720

Part I Contributors (See Specific Instructions.)

(a) No.	(b) Name, address, and ZIP + 4	(c) Aggregate contributions	(d) Type of contribution
301		\$ 9985.	Person <input checked="" type="checkbox"/> Payroll <input type="checkbox"/> Noncash <input type="checkbox"/> (Complete Part II if there is a noncash contribution.)
302		\$ 24982.	Person <input checked="" type="checkbox"/> Payroll <input type="checkbox"/> Noncash <input type="checkbox"/> (Complete Part II if there is a noncash contribution.)
303		\$ 5000.	Person <input checked="" type="checkbox"/> Payroll <input type="checkbox"/> Noncash <input type="checkbox"/> (Complete Part II if there is a noncash contribution.)
304		\$ 25000.	Person <input checked="" type="checkbox"/> Payroll <input type="checkbox"/> Noncash <input type="checkbox"/> (Complete Part II if there is a noncash contribution.)
305		\$ 40000.	Person <input checked="" type="checkbox"/> Payroll <input type="checkbox"/> Noncash <input type="checkbox"/> (Complete Part II if there is a noncash contribution.)
306		\$ 3000.	Person <input checked="" type="checkbox"/> Payroll <input type="checkbox"/> Noncash <input type="checkbox"/> (Complete Part II if there is a noncash contribution.)

Name of organization

Employer identification number

Chamber of Commerce of the USA

53-0045720

Part I Contributors (See Specific Instructions.)

(a) No.	(b) Name, address, and ZIP + 4	(c) Aggregate contributions	(d) Type of contribution
307		\$ 10000.	Person <input checked="" type="checkbox"/> Payroll <input type="checkbox"/> Noncash <input type="checkbox"/> (Complete Part II if there is a noncash contribution.)
308		\$ 5000.	Person <input checked="" type="checkbox"/> Payroll <input type="checkbox"/> Noncash <input type="checkbox"/> (Complete Part II if there is a noncash contribution.)
309		\$ 7500.	Person <input checked="" type="checkbox"/> Payroll <input type="checkbox"/> Noncash <input type="checkbox"/> (Complete Part II if there is a noncash contribution.)
310		\$ 5000.	Person <input checked="" type="checkbox"/> Payroll <input type="checkbox"/> Noncash <input type="checkbox"/> (Complete Part II if there is a noncash contribution.)
311		\$ 20000.	Person <input checked="" type="checkbox"/> Payroll <input type="checkbox"/> Noncash <input type="checkbox"/> (Complete Part II if there is a noncash contribution.)
312		\$ 20000.	Person <input checked="" type="checkbox"/> Payroll <input type="checkbox"/> Noncash <input type="checkbox"/> (Complete Part II if there is a noncash contribution.)

Name of organization

Employer identification number

Chamber of Commerce of the USA

53-0045720

Part I Contributors (See Specific Instructions.)

(a) No.	(b) Name, address, and ZIP + 4	(c) Aggregate contributions	(d) Type of contribution
313		\$ 6000.	Person <input checked="" type="checkbox"/> Payroll <input type="checkbox"/> Noncash <input type="checkbox"/> (Complete Part II if there is a noncash contribution.)
314		\$ 6000.	Person <input checked="" type="checkbox"/> Payroll <input type="checkbox"/> Noncash <input type="checkbox"/> (Complete Part II if there is a noncash contribution.)
315		\$ 6800.	Person <input checked="" type="checkbox"/> Payroll <input type="checkbox"/> Noncash <input type="checkbox"/> (Complete Part II if there is a noncash contribution.)
316		\$ 2000.	Person <input checked="" type="checkbox"/> Payroll <input type="checkbox"/> Noncash <input type="checkbox"/> (Complete Part II if there is a noncash contribution.)
317		\$ 10000.	Person <input checked="" type="checkbox"/> Payroll <input type="checkbox"/> Noncash <input type="checkbox"/> (Complete Part II if there is a noncash contribution.)
318		\$ 7500.	Person <input checked="" type="checkbox"/> Payroll <input type="checkbox"/> Noncash <input type="checkbox"/> (Complete Part II if there is a noncash contribution.)

Name of organization Chamber of Commerce of the USA	Employer identification number 53-0045720
---	---

Part I Contributors (See Specific Instructions.)

(a) No.	(b) Name, address, and ZIP + 4	(c) Aggregate contributions	(d) Type of contribution
319		\$ 6016.	Person <input checked="" type="checkbox"/> Payroll <input type="checkbox"/> Noncash <input type="checkbox"/> (Complete Part II if there is a noncash contribution.)
320		\$ 2550.	Person <input checked="" type="checkbox"/> Payroll <input type="checkbox"/> Noncash <input type="checkbox"/> (Complete Part II if there is a noncash contribution.)
321		\$ 1000000.	Person <input checked="" type="checkbox"/> Payroll <input type="checkbox"/> Noncash <input type="checkbox"/> (Complete Part II if there is a noncash contribution.)
322		\$ 50000.	Person <input checked="" type="checkbox"/> Payroll <input type="checkbox"/> Noncash <input type="checkbox"/> (Complete Part II if there is a noncash contribution.)
323		\$ 7000.	Person <input checked="" type="checkbox"/> Payroll <input type="checkbox"/> Noncash <input type="checkbox"/> (Complete Part II if there is a noncash contribution.)
324		\$ 3000.	Person <input checked="" type="checkbox"/> Payroll <input type="checkbox"/> Noncash <input type="checkbox"/> (Complete Part II if there is a noncash contribution.)

Name of organization

Employer identification number

Chamber of Commerce of the USA

53-0045720

Part I Contributors (See Specific Instructions.)

(a) No.	(b) Name, address, and ZIP + 4	(c) Aggregate contributions	(d) Type of contribution
325		\$ 50000.	Person <input checked="" type="checkbox"/> Payroll <input type="checkbox"/> Noncash <input type="checkbox"/> (Complete Part II if there is a noncash contribution.)
326		\$ 50000.	Person <input checked="" type="checkbox"/> Payroll <input type="checkbox"/> Noncash <input type="checkbox"/> (Complete Part II if there is a noncash contribution.)
327		\$ 100000.	Person <input checked="" type="checkbox"/> Payroll <input type="checkbox"/> Noncash <input type="checkbox"/> (Complete Part II if there is a noncash contribution.)
328		\$ 7500.	Person <input checked="" type="checkbox"/> Payroll <input type="checkbox"/> Noncash <input type="checkbox"/> (Complete Part II if there is a noncash contribution.)
329		\$ 50000.	Person <input checked="" type="checkbox"/> Payroll <input type="checkbox"/> Noncash <input type="checkbox"/> (Complete Part II if there is a noncash contribution.)
330		\$ 6250.	Person <input checked="" type="checkbox"/> Payroll <input type="checkbox"/> Noncash <input type="checkbox"/> (Complete Part II if there is a noncash contribution.)

Name of organization Chamber of Commerce of the USA	Employer identification number 53-0045720
--	--

Part I Contributors (See Specific Instructions.)

(a) No.	(b) Name, address, and ZIP + 4	(c) Aggregate contributions	(d) Type of contribution
331		\$ 6944.	Person <input checked="" type="checkbox"/> Payroll <input type="checkbox"/> Noncash <input type="checkbox"/> (Complete Part II if there is a noncash contribution.)
332		\$ 5000.	Person <input checked="" type="checkbox"/> Payroll <input type="checkbox"/> Noncash <input type="checkbox"/> (Complete Part II if there is a noncash contribution.)
333		\$ 1000.	Person <input checked="" type="checkbox"/> Payroll <input type="checkbox"/> Noncash <input type="checkbox"/> (Complete Part II if there is a noncash contribution.)
334		\$ 2500.	Person <input checked="" type="checkbox"/> Payroll <input type="checkbox"/> Noncash <input type="checkbox"/> (Complete Part II if there is a noncash contribution.)
335		\$ 1000.	Person <input checked="" type="checkbox"/> Payroll <input type="checkbox"/> Noncash <input type="checkbox"/> (Complete Part II if there is a noncash contribution.)
336		\$ 8627.	Person <input checked="" type="checkbox"/> Payroll <input type="checkbox"/> Noncash <input type="checkbox"/> (Complete Part II if there is a noncash contribution.)

Name of organization Chamber of Commerce of the USA	Employer identification number 53-0045720
---	---

Part I Contributors (See Specific Instructions.)

(a) No.	(b) Name, address, and ZIP + 4	(c) Aggregate contributions	(d) Type of contribution
337	 <hr/> <hr/> <hr/>	\$ <u>13803.</u>	Person <input checked="" type="checkbox"/> Payroll <input type="checkbox"/> Noncash <input type="checkbox"/> (Complete Part II if there is a noncash contribution.)
338	 <hr/> <hr/> <hr/>	\$ <u>47824.</u>	Person <input checked="" type="checkbox"/> Payroll <input type="checkbox"/> Noncash <input type="checkbox"/> (Complete Part II if there is a noncash contribution.)
339	 <hr/> <hr/> <hr/>	\$ <u>20000.</u>	Person <input checked="" type="checkbox"/> Payroll <input type="checkbox"/> Noncash <input type="checkbox"/> (Complete Part II if there is a noncash contribution.)
340	 <hr/> <hr/> <hr/>	\$ <u>10000.</u>	Person <input checked="" type="checkbox"/> Payroll <input type="checkbox"/> Noncash <input type="checkbox"/> (Complete Part II if there is a noncash contribution.)
341	 <hr/> <hr/> <hr/>	\$ <u>7500.</u>	Person <input checked="" type="checkbox"/> Payroll <input type="checkbox"/> Noncash <input type="checkbox"/> (Complete Part II if there is a noncash contribution.)
342	 <hr/> <hr/> <hr/>	\$ <u>10000.</u>	Person <input checked="" type="checkbox"/> Payroll <input type="checkbox"/> Noncash <input type="checkbox"/> (Complete Part II if there is a noncash contribution.)

Name of organization Chamber of Commerce of the USA	Employer identification number 53-0045720
---	---

Part I Contributors (See Specific Instructions.)

(a) No.	(b) Name, address, and ZIP + 4	(c) Aggregate contributions	(d) Type of contribution
343		\$ 5000.	Person <input checked="" type="checkbox"/> Payroll <input type="checkbox"/> Noncash <input type="checkbox"/> (Complete Part II if there is a noncash contribution.)
344		\$ 5000.	Person <input checked="" type="checkbox"/> Payroll <input type="checkbox"/> Noncash <input type="checkbox"/> (Complete Part II if there is a noncash contribution.)
345		\$ 15000.	Person <input checked="" type="checkbox"/> Payroll <input type="checkbox"/> Noncash <input type="checkbox"/> (Complete Part II if there is a noncash contribution.)
346		\$ 5000.	Person <input checked="" type="checkbox"/> Payroll <input type="checkbox"/> Noncash <input type="checkbox"/> (Complete Part II if there is a noncash contribution.)
347		\$ 10000.	Person <input checked="" type="checkbox"/> Payroll <input type="checkbox"/> Noncash <input type="checkbox"/> (Complete Part II if there is a noncash contribution.)
348		\$ 15000.	Person <input checked="" type="checkbox"/> Payroll <input type="checkbox"/> Noncash <input type="checkbox"/> (Complete Part II if there is a noncash contribution.)

Name of organization Chamber of Commerce of the USA	Employer identification number 53-0045720
---	---

Part I Contributors (See Specific Instructions.)

(a) No.	(b) Name, address, and ZIP + 4	(c) Aggregate contributions	(d) Type of contribution
349		\$ 15000.	Person <input checked="" type="checkbox"/> Payroll <input type="checkbox"/> Noncash <input type="checkbox"/> (Complete Part II if there is a noncash contribution.)
350		\$ 25000.	Person <input checked="" type="checkbox"/> Payroll <input type="checkbox"/> Noncash <input type="checkbox"/> (Complete Part II if there is a noncash contribution.)
351		\$ 75000.	Person <input checked="" type="checkbox"/> Payroll <input type="checkbox"/> Noncash <input type="checkbox"/> (Complete Part II if there is a noncash contribution.)
352		\$ 15000.	Person <input checked="" type="checkbox"/> Payroll <input type="checkbox"/> Noncash <input type="checkbox"/> (Complete Part II if there is a noncash contribution.)
353		\$ 7500.	Person <input checked="" type="checkbox"/> Payroll <input type="checkbox"/> Noncash <input type="checkbox"/> (Complete Part II if there is a noncash contribution.)
354		\$ 15000.	Person <input checked="" type="checkbox"/> Payroll <input type="checkbox"/> Noncash <input type="checkbox"/> (Complete Part II if there is a noncash contribution.)

Name of organization Chamber of Commerce of the USA	Employer identification number 53-0045720
---	---

Part I Contributors (See Specific Instructions.)

(a) No.	(b) Name, address, and ZIP + 4	(c) Aggregate contributions	(d) Type of contribution
355		\$ 6000.	Person <input checked="" type="checkbox"/> Payroll <input type="checkbox"/> Noncash <input type="checkbox"/> (Complete Part II if there is a noncash contribution.)
356		\$ 4500.	Person <input checked="" type="checkbox"/> Payroll <input type="checkbox"/> Noncash <input type="checkbox"/> (Complete Part II if there is a noncash contribution.)
357		\$ 4500.	Person <input checked="" type="checkbox"/> Payroll <input type="checkbox"/> Noncash <input type="checkbox"/> (Complete Part II if there is a noncash contribution.)
358		\$ 10000.	Person <input checked="" type="checkbox"/> Payroll <input type="checkbox"/> Noncash <input type="checkbox"/> (Complete Part II if there is a noncash contribution.)
359		\$ 25000.	Person <input checked="" type="checkbox"/> Payroll <input type="checkbox"/> Noncash <input type="checkbox"/> (Complete Part II if there is a noncash contribution.)
360		\$ 8500.	Person <input checked="" type="checkbox"/> Payroll <input type="checkbox"/> Noncash <input type="checkbox"/> (Complete Part II if there is a noncash contribution.)

Name of organization Chamber of Commerce of the USA	Employer identification number 53-0045720
---	---

Part I Contributors (See Specific Instructions.)

(a) No.	(b) Name, address, and ZIP + 4	(c) Aggregate contributions	(d) Type of contribution
361		\$ <u>2500.</u>	Person <input checked="" type="checkbox"/> Payroll <input type="checkbox"/> Noncash <input type="checkbox"/> (Complete Part II if there is a noncash contribution.)
362		\$ <u>2500.</u>	Person <input checked="" type="checkbox"/> Payroll <input type="checkbox"/> Noncash <input type="checkbox"/> (Complete Part II if there is a noncash contribution.)
363		\$ <u>6000.</u>	Person <input checked="" type="checkbox"/> Payroll <input type="checkbox"/> Noncash <input type="checkbox"/> (Complete Part II if there is a noncash contribution.)
364		\$ <u>5000.</u>	Person <input checked="" type="checkbox"/> Payroll <input type="checkbox"/> Noncash <input type="checkbox"/> (Complete Part II if there is a noncash contribution.)
365		\$ <u>10000.</u>	Person <input checked="" type="checkbox"/> Payroll <input type="checkbox"/> Noncash <input type="checkbox"/> (Complete Part II if there is a noncash contribution.)
366		\$ <u>10000.</u>	Person <input checked="" type="checkbox"/> Payroll <input type="checkbox"/> Noncash <input type="checkbox"/> (Complete Part II if there is a noncash contribution.)

Name of organization Chamber of Commerce of the USA	Employer identification number 53-0045720
---	---

Part I Contributors (See Specific Instructions.)

(a) No.	(b) Name, address, and ZIP + 4	(c) Aggregate contributions	(d) Type of contribution
367		\$ <u>10000.</u>	Person <input checked="" type="checkbox"/> Payroll <input type="checkbox"/> Noncash <input type="checkbox"/> (Complete Part II if there is a noncash contribution.)
368		\$ <u>15000.</u>	Person <input checked="" type="checkbox"/> Payroll <input type="checkbox"/> Noncash <input type="checkbox"/> (Complete Part II if there is a noncash contribution.)
369		\$ <u>15000.</u>	Person <input checked="" type="checkbox"/> Payroll <input type="checkbox"/> Noncash <input type="checkbox"/> (Complete Part II if there is a noncash contribution.)
370		\$ <u>100000.</u>	Person <input checked="" type="checkbox"/> Payroll <input type="checkbox"/> Noncash <input type="checkbox"/> (Complete Part II if there is a noncash contribution.)
371		\$ <u>100000.</u>	Person <input checked="" type="checkbox"/> Payroll <input type="checkbox"/> Noncash <input type="checkbox"/> (Complete Part II if there is a noncash contribution.)
372		\$ <u>50000.</u>	Person <input checked="" type="checkbox"/> Payroll <input type="checkbox"/> Noncash <input type="checkbox"/> (Complete Part II if there is a noncash contribution.)

Name of organization

Employer identification number

Chamber of Commerce of the USA

53-0045720

Part I Contributors (See Specific Instructions.)

(a) No.	(b) Name, address, and ZIP + 4	(c) Aggregate contributions	(d) Type of contribution
373		\$ 100000.	Person <input checked="" type="checkbox"/> Payroll <input type="checkbox"/> Noncash <input type="checkbox"/> (Complete Part II if there is a noncash contribution.)
374		\$ 7500.	Person <input checked="" type="checkbox"/> Payroll <input type="checkbox"/> Noncash <input type="checkbox"/> (Complete Part II if there is a noncash contribution.)
375		\$ 100000.	Person <input checked="" type="checkbox"/> Payroll <input type="checkbox"/> Noncash <input type="checkbox"/> (Complete Part II if there is a noncash contribution.)
376		\$ 5000.	Person <input checked="" type="checkbox"/> Payroll <input type="checkbox"/> Noncash <input type="checkbox"/> (Complete Part II if there is a noncash contribution.)
377		\$ 4000.	Person <input checked="" type="checkbox"/> Payroll <input type="checkbox"/> Noncash <input type="checkbox"/> (Complete Part II if there is a noncash contribution.)
378		\$ 6000.	Person <input checked="" type="checkbox"/> Payroll <input type="checkbox"/> Noncash <input type="checkbox"/> (Complete Part II if there is a noncash contribution.)

Name of organization

Employer identification number

Chamber of Commerce of the USA

53-0045720

Part I Contributors (See Specific Instructions.)

(a) No.	(b) Name, address, and ZIP + 4	(c) Aggregate contributions	(d) Type of contribution
379		\$ 41667.	Person <input checked="" type="checkbox"/> Payroll <input type="checkbox"/> Noncash <input type="checkbox"/> (Complete Part II if there is a noncash contribution.)
380		\$ 5000.	Person <input checked="" type="checkbox"/> Payroll <input type="checkbox"/> Noncash <input type="checkbox"/> (Complete Part II if there is a noncash contribution.)
381		\$ 1667.	Person <input checked="" type="checkbox"/> Payroll <input type="checkbox"/> Noncash <input type="checkbox"/> (Complete Part II if there is a noncash contribution.)
382		\$ 3333.	Person <input checked="" type="checkbox"/> Payroll <input type="checkbox"/> Noncash <input type="checkbox"/> (Complete Part II if there is a noncash contribution.)
383		\$ 1000.	Person <input checked="" type="checkbox"/> Payroll <input type="checkbox"/> Noncash <input type="checkbox"/> (Complete Part II if there is a noncash contribution.)
384		\$ 6000.	Person <input checked="" type="checkbox"/> Payroll <input type="checkbox"/> Noncash <input type="checkbox"/> (Complete Part II if there is a noncash contribution.)

Name of organization Chamber of Commerce of the USA	Employer identification number 53-0045720
---	---

Part I Contributors (See Specific Instructions.)

(a) No.	(b) Name, address, and ZIP + 4	(c) Aggregate contributions	(d) Type of contribution
385	 <hr/> <hr/> <hr/>	\$ 2000.	Person <input checked="" type="checkbox"/> Payroll <input type="checkbox"/> Noncash <input type="checkbox"/> (Complete Part II if there is a noncash contribution.)
386	 <hr/> <hr/> <hr/>	\$ 2500.	Person <input checked="" type="checkbox"/> Payroll <input type="checkbox"/> Noncash <input type="checkbox"/> (Complete Part II if there is a noncash contribution.)
387	 <hr/> <hr/> <hr/>	\$ 7500.	Person <input checked="" type="checkbox"/> Payroll <input type="checkbox"/> Noncash <input type="checkbox"/> (Complete Part II if there is a noncash contribution.)
388	 <hr/> <hr/> <hr/>	\$ 2000.	Person <input checked="" type="checkbox"/> Payroll <input type="checkbox"/> Noncash <input type="checkbox"/> (Complete Part II if there is a noncash contribution.)
389	 <hr/> <hr/> <hr/>	\$ 200000.	Person <input checked="" type="checkbox"/> Payroll <input type="checkbox"/> Noncash <input type="checkbox"/> (Complete Part II if there is a noncash contribution.)
390	 <hr/> <hr/> <hr/>	\$ 3750.	Person <input checked="" type="checkbox"/> Payroll <input type="checkbox"/> Noncash <input type="checkbox"/> (Complete Part II if there is a noncash contribution.)

Name of organization

Employer identification number

Chamber of Commerce of the USA

53-0045720

Part I Contributors (See Specific Instructions.)

(a) No.	(b) Name, address, and ZIP + 4	(c) Aggregate contributions	(d) Type of contribution
391		\$ 11250.	Person <input checked="" type="checkbox"/> Payroll <input type="checkbox"/> Noncash <input type="checkbox"/> (Complete Part II if there is a noncash contribution.)
392		\$ 300000.	Person <input checked="" type="checkbox"/> Payroll <input type="checkbox"/> Noncash <input type="checkbox"/> (Complete Part II if there is a noncash contribution.)
393		\$ 2500.	Person <input checked="" type="checkbox"/> Payroll <input type="checkbox"/> Noncash <input type="checkbox"/> (Complete Part II if there is a noncash contribution.)
394		\$ 2500.	Person <input checked="" type="checkbox"/> Payroll <input type="checkbox"/> Noncash <input type="checkbox"/> (Complete Part II if there is a noncash contribution.)
395		\$ 10000.	Person <input checked="" type="checkbox"/> Payroll <input type="checkbox"/> Noncash <input type="checkbox"/> (Complete Part II if there is a noncash contribution.)
396		\$ 5000.	Person <input checked="" type="checkbox"/> Payroll <input type="checkbox"/> Noncash <input type="checkbox"/> (Complete Part II if there is a noncash contribution.)

Name of organization Chamber of Commerce of the USA	Employer identification number 53-0045720
---	---

Part I Contributors (See Specific Instructions.)

(a) No.	(b) Name, address, and ZIP + 4	(c) Aggregate contributions	(d) Type of contribution
397		\$ 50000.	Person <input checked="" type="checkbox"/> Payroll <input type="checkbox"/> Noncash <input type="checkbox"/> (Complete Part II if there is a noncash contribution.)
398		\$ 10000.	Person <input checked="" type="checkbox"/> Payroll <input type="checkbox"/> Noncash <input type="checkbox"/> (Complete Part II if there is a noncash contribution.)
399		\$ 15000.	Person <input checked="" type="checkbox"/> Payroll <input type="checkbox"/> Noncash <input type="checkbox"/> (Complete Part II if there is a noncash contribution.)
400		\$ 5000.	Person <input checked="" type="checkbox"/> Payroll <input type="checkbox"/> Noncash <input type="checkbox"/> (Complete Part II if there is a noncash contribution.)
401		\$ 100000.	Person <input checked="" type="checkbox"/> Payroll <input type="checkbox"/> Noncash <input type="checkbox"/> (Complete Part II if there is a noncash contribution.)
402		\$ 50000.	Person <input checked="" type="checkbox"/> Payroll <input type="checkbox"/> Noncash <input type="checkbox"/> (Complete Part II if there is a noncash contribution.)

Name of organization Chamber of Commerce of the USA	Employer identification number 53-0045720
---	---

Part I Contributors (See Specific Instructions.)

(a) No.	(b) Name, address, and ZIP + 4	(c) Aggregate contributions	(d) Type of contribution
403		\$ 5000.	Person <input checked="" type="checkbox"/> Payroll <input type="checkbox"/> Noncash <input type="checkbox"/> (Complete Part II if there is a noncash contribution.)
404		\$ 2000.	Person <input checked="" type="checkbox"/> Payroll <input type="checkbox"/> Noncash <input type="checkbox"/> (Complete Part II if there is a noncash contribution.)
405		\$ 5000.	Person <input checked="" type="checkbox"/> Payroll <input type="checkbox"/> Noncash <input type="checkbox"/> (Complete Part II if there is a noncash contribution.)
406		\$ 20000.	Person <input checked="" type="checkbox"/> Payroll <input type="checkbox"/> Noncash <input type="checkbox"/> (Complete Part II if there is a noncash contribution.)
407		\$ 55000.	Person <input checked="" type="checkbox"/> Payroll <input type="checkbox"/> Noncash <input type="checkbox"/> (Complete Part II if there is a noncash contribution.)
408		\$ 2500.	Person <input checked="" type="checkbox"/> Payroll <input type="checkbox"/> Noncash <input type="checkbox"/> (Complete Part II if there is a noncash contribution.)

Name of organization Chamber of Commerce of the USA	Employer identification number 53-0045720
---	---

Part I Contributors (See Specific Instructions.)

(a) No.	(b) Name, address, and ZIP + 4	(c) Aggregate contributions	(d) Type of contribution
409		\$ 5000.	Person <input checked="" type="checkbox"/> Payroll <input type="checkbox"/> Noncash <input type="checkbox"/> (Complete Part II if there is a noncash contribution.)
410		\$ 5000.	Person <input checked="" type="checkbox"/> Payroll <input type="checkbox"/> Noncash <input type="checkbox"/> (Complete Part II if there is a noncash contribution.)
411		\$ 37500.	Person <input checked="" type="checkbox"/> Payroll <input type="checkbox"/> Noncash <input type="checkbox"/> (Complete Part II if there is a noncash contribution.)
412		\$ 52500.	Person <input checked="" type="checkbox"/> Payroll <input type="checkbox"/> Noncash <input type="checkbox"/> (Complete Part II if there is a noncash contribution.)
413		\$ 25000.	Person <input checked="" type="checkbox"/> Payroll <input type="checkbox"/> Noncash <input type="checkbox"/> (Complete Part II if there is a noncash contribution.)
414		\$ 700000.	Person <input checked="" type="checkbox"/> Payroll <input type="checkbox"/> Noncash <input type="checkbox"/> (Complete Part II if there is a noncash contribution.)

Name of organization Chamber of Commerce of the USA	Employer identification number 53-0045720
---	---

Part I Contributors (See Specific Instructions.)

(a) No.	(b) Name, address, and ZIP + 4	(c) Aggregate contributions	(d) Type of contribution
415		\$ 25000.	Person <input checked="" type="checkbox"/> Payroll <input type="checkbox"/> Noncash <input type="checkbox"/> (Complete Part II if there is a noncash contribution.)
416		\$ 7000.	Person <input checked="" type="checkbox"/> Payroll <input type="checkbox"/> Noncash <input type="checkbox"/> (Complete Part II if there is a noncash contribution.)
417		\$ 10000.	Person <input checked="" type="checkbox"/> Payroll <input type="checkbox"/> Noncash <input type="checkbox"/> (Complete Part II if there is a noncash contribution.)
418		\$ 12500.	Person <input checked="" type="checkbox"/> Payroll <input type="checkbox"/> Noncash <input type="checkbox"/> (Complete Part II if there is a noncash contribution.)
419		\$ 15000.	Person <input checked="" type="checkbox"/> Payroll <input type="checkbox"/> Noncash <input type="checkbox"/> (Complete Part II if there is a noncash contribution.)
420		\$ 6000.	Person <input checked="" type="checkbox"/> Payroll <input type="checkbox"/> Noncash <input type="checkbox"/> (Complete Part II if there is a noncash contribution.)

Name of organization

Employer identification number

Chamber of Commerce of the USA

53-0045720

Part I Contributors (See Specific Instructions.)

(a) No.	(b) Name, address, and ZIP + 4	(c) Aggregate contributions	(d) Type of contribution
421		\$ 2000.	Person <input checked="" type="checkbox"/> Payroll <input type="checkbox"/> Noncash <input type="checkbox"/> (Complete Part II if there is a noncash contribution.)
422		\$ 100000.	Person <input checked="" type="checkbox"/> Payroll <input type="checkbox"/> Noncash <input type="checkbox"/> (Complete Part II if there is a noncash contribution.)
423		\$ 2500.	Person <input checked="" type="checkbox"/> Payroll <input type="checkbox"/> Noncash <input type="checkbox"/> (Complete Part II if there is a noncash contribution.)
424		\$ 3000.	Person <input checked="" type="checkbox"/> Payroll <input type="checkbox"/> Noncash <input type="checkbox"/> (Complete Part II if there is a noncash contribution.)
425		\$ 25000.	Person <input checked="" type="checkbox"/> Payroll <input type="checkbox"/> Noncash <input type="checkbox"/> (Complete Part II if there is a noncash contribution.)
426		\$ 5000.	Person <input checked="" type="checkbox"/> Payroll <input type="checkbox"/> Noncash <input type="checkbox"/> (Complete Part II if there is a noncash contribution.)

Name of organization Chamber of Commerce of the USA	Employer identification number 53-0045720
---	---

Part I Contributors (See Specific Instructions.)

(a) No.	(b) Name, address, and ZIP + 4	(c) Aggregate contributions	(d) Type of contribution
427		\$ <u>5000.</u>	Person <input checked="" type="checkbox"/> Payroll <input type="checkbox"/> Noncash <input type="checkbox"/> (Complete Part II if there is a noncash contribution.)
428		\$ <u>2500.</u>	Person <input checked="" type="checkbox"/> Payroll <input type="checkbox"/> Noncash <input type="checkbox"/> (Complete Part II if there is a noncash contribution.)
429		\$ <u>100000.</u>	Person <input checked="" type="checkbox"/> Payroll <input type="checkbox"/> Noncash <input type="checkbox"/> (Complete Part II if there is a noncash contribution.)
430		\$ <u>25000.</u>	Person <input checked="" type="checkbox"/> Payroll <input type="checkbox"/> Noncash <input type="checkbox"/> (Complete Part II if there is a noncash contribution.)
431		\$ <u>5000.</u>	Person <input checked="" type="checkbox"/> Payroll <input type="checkbox"/> Noncash <input type="checkbox"/> (Complete Part II if there is a noncash contribution.)
432		\$ <u>15000.</u>	Person <input checked="" type="checkbox"/> Payroll <input type="checkbox"/> Noncash <input type="checkbox"/> (Complete Part II if there is a noncash contribution.)

Name of organization Chamber of Commerce of the USA	Employer identification number 53-0045720
---	---

Part I Contributors (See Specific Instructions.)

(a) No.	(b) Name, address, and ZIP + 4	(c) Aggregate contributions	(d) Type of contribution
433		\$ 6000.	Person <input checked="" type="checkbox"/> Payroll <input type="checkbox"/> Noncash <input type="checkbox"/> (Complete Part II if there is a noncash contribution.)
434		\$ 4000.	Person <input checked="" type="checkbox"/> Payroll <input type="checkbox"/> Noncash <input type="checkbox"/> (Complete Part II if there is a noncash contribution.)
435		\$ 5000.	Person <input checked="" type="checkbox"/> Payroll <input type="checkbox"/> Noncash <input type="checkbox"/> (Complete Part II if there is a noncash contribution.)
436		\$ 10000.	Person <input checked="" type="checkbox"/> Payroll <input type="checkbox"/> Noncash <input type="checkbox"/> (Complete Part II if there is a noncash contribution.)
437		\$ 7500.	Person <input checked="" type="checkbox"/> Payroll <input type="checkbox"/> Noncash <input type="checkbox"/> (Complete Part II if there is a noncash contribution.)
438		\$ 10000.	Person <input checked="" type="checkbox"/> Payroll <input type="checkbox"/> Noncash <input type="checkbox"/> (Complete Part II if there is a noncash contribution.)

Name of organization Chamber of Commerce of the USA	Employer identification number 53-0045720
---	---

Part I Contributors (See Specific Instructions.)

(a) No.	(b) Name, address, and ZIP + 4	(c) Aggregate contributions	(d) Type of contribution
439		\$ 15000.	Person <input checked="" type="checkbox"/> Payroll <input type="checkbox"/> Noncash <input type="checkbox"/> (Complete Part II if there is a noncash contribution.)
440		\$ 50000.	Person <input checked="" type="checkbox"/> Payroll <input type="checkbox"/> Noncash <input type="checkbox"/> (Complete Part II if there is a noncash contribution.)
441		\$ 10000.	Person <input checked="" type="checkbox"/> Payroll <input type="checkbox"/> Noncash <input type="checkbox"/> (Complete Part II if there is a noncash contribution.)
442		\$ 5000.	Person <input checked="" type="checkbox"/> Payroll <input type="checkbox"/> Noncash <input type="checkbox"/> (Complete Part II if there is a noncash contribution.)
443		\$ 15000.	Person <input checked="" type="checkbox"/> Payroll <input type="checkbox"/> Noncash <input type="checkbox"/> (Complete Part II if there is a noncash contribution.)
444		\$ 10000.	Person <input checked="" type="checkbox"/> Payroll <input type="checkbox"/> Noncash <input type="checkbox"/> (Complete Part II if there is a noncash contribution.)

Name of organization Chamber of Commerce of the USA	Employer identification number 53-0045720
---	---

Part I Contributors (See Specific Instructions.)

(a) No.	(b) Name, address, and ZIP + 4	(c) Aggregate contributions	(d) Type of contribution
445		\$ 25000.	Person <input checked="" type="checkbox"/> Payroll <input type="checkbox"/> Noncash <input type="checkbox"/> (Complete Part II if there is a noncash contribution.)
446		\$ 5000.	Person <input checked="" type="checkbox"/> Payroll <input type="checkbox"/> Noncash <input type="checkbox"/> (Complete Part II if there is a noncash contribution.)
447		\$ 8000.	Person <input checked="" type="checkbox"/> Payroll <input type="checkbox"/> Noncash <input type="checkbox"/> (Complete Part II if there is a noncash contribution.)
448		\$ 7500.	Person <input checked="" type="checkbox"/> Payroll <input type="checkbox"/> Noncash <input type="checkbox"/> (Complete Part II if there is a noncash contribution.)
449		\$ 7500.	Person <input checked="" type="checkbox"/> Payroll <input type="checkbox"/> Noncash <input type="checkbox"/> (Complete Part II if there is a noncash contribution.)
450		\$ 25000.	Person <input checked="" type="checkbox"/> Payroll <input type="checkbox"/> Noncash <input type="checkbox"/> (Complete Part II if there is a noncash contribution.)

Name of organization

Employer identification number

Chamber of Commerce of the USA

53-0045720

Part I Contributors (See Specific Instructions.)

(a) No.	(b) Name, address, and ZIP + 4	(c) Aggregate contributions	(d) Type of contribution
451		\$ 6000.	Person <input checked="" type="checkbox"/> Payroll <input type="checkbox"/> Noncash <input type="checkbox"/> (Complete Part II if there is a noncash contribution.)
452		\$ 2500.	Person <input checked="" type="checkbox"/> Payroll <input type="checkbox"/> Noncash <input type="checkbox"/> (Complete Part II if there is a noncash contribution.)
453		\$ 100000.	Person <input checked="" type="checkbox"/> Payroll <input type="checkbox"/> Noncash <input type="checkbox"/> (Complete Part II if there is a noncash contribution.)
454		\$ 15000.	Person <input checked="" type="checkbox"/> Payroll <input type="checkbox"/> Noncash <input type="checkbox"/> (Complete Part II if there is a noncash contribution.)
455		\$ 15000.	Person <input checked="" type="checkbox"/> Payroll <input type="checkbox"/> Noncash <input type="checkbox"/> (Complete Part II if there is a noncash contribution.)
456		\$ 25000.	Person <input checked="" type="checkbox"/> Payroll <input type="checkbox"/> Noncash <input type="checkbox"/> (Complete Part II if there is a noncash contribution.)

Name of organization Chamber of Commerce of the USA	Employer identification number 53-0045720
---	---

Part I Contributors (See Specific Instructions.)

(a) No.	(b) Name, address, and ZIP + 4	(c) Aggregate contributions	(d) Type of contribution
457		\$ <u>5000.</u>	Person <input checked="" type="checkbox"/> Payroll <input type="checkbox"/> Noncash <input type="checkbox"/> (Complete Part II if there is a noncash contribution.)
458		\$ <u>5000.</u>	Person <input checked="" type="checkbox"/> Payroll <input type="checkbox"/> Noncash <input type="checkbox"/> (Complete Part II if there is a noncash contribution.)
459		\$ <u>6000.</u>	Person <input checked="" type="checkbox"/> Payroll <input type="checkbox"/> Noncash <input type="checkbox"/> (Complete Part II if there is a noncash contribution.)
460		\$ <u>5000.</u>	Person <input checked="" type="checkbox"/> Payroll <input type="checkbox"/> Noncash <input type="checkbox"/> (Complete Part II if there is a noncash contribution.)
461		\$ <u>7500.</u>	Person <input checked="" type="checkbox"/> Payroll <input type="checkbox"/> Noncash <input type="checkbox"/> (Complete Part II if there is a noncash contribution.)
462		\$ <u>7500.</u>	Person <input checked="" type="checkbox"/> Payroll <input type="checkbox"/> Noncash <input type="checkbox"/> (Complete Part II if there is a noncash contribution.)

Name of organization Chamber of Commerce of the USA	Employer identification number 53-0045720
---	---

Part I Contributors (See Specific Instructions.)

(a) No.	(b) Name, address, and ZIP + 4	(c) Aggregate contributions	(d) Type of contribution
463		\$ 10000.	Person <input checked="" type="checkbox"/> Payroll <input type="checkbox"/> Noncash <input type="checkbox"/> (Complete Part II if there is a noncash contribution.)
464		\$ 7500.	Person <input checked="" type="checkbox"/> Payroll <input type="checkbox"/> Noncash <input type="checkbox"/> (Complete Part II if there is a noncash contribution.)
465		\$ 2500.	Person <input checked="" type="checkbox"/> Payroll <input type="checkbox"/> Noncash <input type="checkbox"/> (Complete Part II if there is a noncash contribution.)
466		\$ 6000.	Person <input checked="" type="checkbox"/> Payroll <input type="checkbox"/> Noncash <input type="checkbox"/> (Complete Part II if there is a noncash contribution.)
467		\$ 2500.	Person <input checked="" type="checkbox"/> Payroll <input type="checkbox"/> Noncash <input type="checkbox"/> (Complete Part II if there is a noncash contribution.)
468		\$ 500000.	Person <input checked="" type="checkbox"/> Payroll <input type="checkbox"/> Noncash <input type="checkbox"/> (Complete Part II if there is a noncash contribution.)

Name of organization Chamber of Commerce of the USA	Employer identification number 53-0045720
---	---

Part I Contributors (See Specific Instructions.)

(a) No.	(b) Name, address, and ZIP + 4	(c) Aggregate contributions	(d) Type of contribution
469		\$ 1500.	Person <input checked="" type="checkbox"/> Payroll <input type="checkbox"/> Noncash <input type="checkbox"/> (Complete Part II if there is a noncash contribution.)
470		\$ 20000.	Person <input checked="" type="checkbox"/> Payroll <input type="checkbox"/> Noncash <input type="checkbox"/> (Complete Part II if there is a noncash contribution.)
471		\$ 10000.	Person <input checked="" type="checkbox"/> Payroll <input type="checkbox"/> Noncash <input type="checkbox"/> (Complete Part II if there is a noncash contribution.)
472		\$ 5000.	Person <input checked="" type="checkbox"/> Payroll <input type="checkbox"/> Noncash <input type="checkbox"/> (Complete Part II if there is a noncash contribution.)
473		\$ 100000.	Person <input checked="" type="checkbox"/> Payroll <input type="checkbox"/> Noncash <input type="checkbox"/> (Complete Part II if there is a noncash contribution.)
474		\$ 100000.	Person <input checked="" type="checkbox"/> Payroll <input type="checkbox"/> Noncash <input type="checkbox"/> (Complete Part II if there is a noncash contribution.)

Name of organization Chamber of Commerce of the USA	Employer identification number 53-0045720
---	---

Part I Contributors (See Specific Instructions.)

(a) No.	(b) Name, address, and ZIP + 4	(c) Aggregate contributions	(d) Type of contribution
475		\$ 10000.	Person <input checked="" type="checkbox"/> Payroll <input type="checkbox"/> Noncash <input type="checkbox"/> (Complete Part II if there is a noncash contribution.)
476		\$ 35000.	Person <input checked="" type="checkbox"/> Payroll <input type="checkbox"/> Noncash <input type="checkbox"/> (Complete Part II if there is a noncash contribution.)
477		\$ 5000.	Person <input checked="" type="checkbox"/> Payroll <input type="checkbox"/> Noncash <input type="checkbox"/> (Complete Part II if there is a noncash contribution.)
478		\$ 150000.	Person <input checked="" type="checkbox"/> Payroll <input type="checkbox"/> Noncash <input type="checkbox"/> (Complete Part II if there is a noncash contribution.)
479		\$ 100000.	Person <input checked="" type="checkbox"/> Payroll <input type="checkbox"/> Noncash <input type="checkbox"/> (Complete Part II if there is a noncash contribution.)
480		\$ 5000.	Person <input checked="" type="checkbox"/> Payroll <input type="checkbox"/> Noncash <input type="checkbox"/> (Complete Part II if there is a noncash contribution.)

Name of organization Chamber of Commerce of the USA	Employer identification number 53-0045720
---	---

Part I Contributors (See Specific Instructions.)

(a) No.	(b) Name, address, and ZIP + 4	(c) Aggregate contributions	(d) Type of contribution
481		\$ <u>18500.</u>	Person <input checked="" type="checkbox"/> Payroll <input type="checkbox"/> Noncash <input type="checkbox"/> (Complete Part II if there is a noncash contribution.)
482		\$ <u>15000.</u>	Person <input checked="" type="checkbox"/> Payroll <input type="checkbox"/> Noncash <input type="checkbox"/> (Complete Part II if there is a noncash contribution.)
483		\$ <u>10000.</u>	Person <input checked="" type="checkbox"/> Payroll <input type="checkbox"/> Noncash <input type="checkbox"/> (Complete Part II if there is a noncash contribution.)
484		\$ <u>100000.</u>	Person <input checked="" type="checkbox"/> Payroll <input type="checkbox"/> Noncash <input type="checkbox"/> (Complete Part II if there is a noncash contribution.)
485		\$ <u>2000.</u>	Person <input checked="" type="checkbox"/> Payroll <input type="checkbox"/> Noncash <input type="checkbox"/> (Complete Part II if there is a noncash contribution.)
486		\$ <u>100000.</u>	Person <input checked="" type="checkbox"/> Payroll <input type="checkbox"/> Noncash <input type="checkbox"/> (Complete Part II if there is a noncash contribution.)

Name of organization

Employer identification number

Chamber of Commerce of the USA

53-0045720

Part I Contributors (See Specific Instructions.)

(a) No.	(b) Name, address, and ZIP + 4	(c) Aggregate contributions	(d) Type of contribution
487		\$ 10000.	Person <input checked="" type="checkbox"/> Payroll <input type="checkbox"/> Noncash <input type="checkbox"/> (Complete Part II if there is a noncash contribution.)
488		\$ 10000.	Person <input checked="" type="checkbox"/> Payroll <input type="checkbox"/> Noncash <input type="checkbox"/> (Complete Part II if there is a noncash contribution.)
489		\$ 650000.	Person <input checked="" type="checkbox"/> Payroll <input type="checkbox"/> Noncash <input type="checkbox"/> (Complete Part II if there is a noncash contribution.)
490		\$ 6000.	Person <input checked="" type="checkbox"/> Payroll <input type="checkbox"/> Noncash <input type="checkbox"/> (Complete Part II if there is a noncash contribution.)
491		\$ 10000.	Person <input checked="" type="checkbox"/> Payroll <input type="checkbox"/> Noncash <input type="checkbox"/> (Complete Part II if there is a noncash contribution.)
492		\$ 15000.	Person <input checked="" type="checkbox"/> Payroll <input type="checkbox"/> Noncash <input type="checkbox"/> (Complete Part II if there is a noncash contribution.)

Name of organization Chamber of Commerce of the USA	Employer identification number 53-0045720
---	---

Part I Contributors (See Specific Instructions.)

(a) No.	(b) Name, address, and ZIP + 4	(c) Aggregate contributions	(d) Type of contribution
493		\$ 25000.	Person <input checked="" type="checkbox"/> Payroll <input type="checkbox"/> Noncash <input type="checkbox"/> (Complete Part II if there is a noncash contribution.)
494		\$ 25000.	Person <input checked="" type="checkbox"/> Payroll <input type="checkbox"/> Noncash <input type="checkbox"/> (Complete Part II if there is a noncash contribution.)
495		\$ 25000.	Person <input checked="" type="checkbox"/> Payroll <input type="checkbox"/> Noncash <input type="checkbox"/> (Complete Part II if there is a noncash contribution.)
496		\$ 25000.	Person <input checked="" type="checkbox"/> Payroll <input type="checkbox"/> Noncash <input type="checkbox"/> (Complete Part II if there is a noncash contribution.)
497		\$ 25000.	Person <input checked="" type="checkbox"/> Payroll <input type="checkbox"/> Noncash <input type="checkbox"/> (Complete Part II if there is a noncash contribution.)
498		\$ 25000.	Person <input checked="" type="checkbox"/> Payroll <input type="checkbox"/> Noncash <input type="checkbox"/> (Complete Part II if there is a noncash contribution.)

Name of organization

Chamber of Commerce of the USA

Employer identification number

53-0045720

Part I Contributors (See Specific Instructions.)

(a) No.	(b) Name, address, and ZIP + 4	(c) Aggregate contributions	(d) Type of contribution
499		\$ 25000.	Person <input checked="" type="checkbox"/> Payroll <input type="checkbox"/> Noncash <input type="checkbox"/> (Complete Part II if there is a noncash contribution.)
500		\$ 25000.	Person <input checked="" type="checkbox"/> Payroll <input type="checkbox"/> Noncash <input type="checkbox"/> (Complete Part II if there is a noncash contribution.)
501		\$ 25000.	Person <input checked="" type="checkbox"/> Payroll <input type="checkbox"/> Noncash <input type="checkbox"/> (Complete Part II if there is a noncash contribution.)
502		\$ 25000.	Person <input checked="" type="checkbox"/> Payroll <input type="checkbox"/> Noncash <input type="checkbox"/> (Complete Part II if there is a noncash contribution.)
503		\$ 10000.	Person <input checked="" type="checkbox"/> Payroll <input type="checkbox"/> Noncash <input type="checkbox"/> (Complete Part II if there is a noncash contribution.)
504		\$ 100000.	Person <input checked="" type="checkbox"/> Payroll <input type="checkbox"/> Noncash <input type="checkbox"/> (Complete Part II if there is a noncash contribution.)

Name of organization Chamber of Commerce of the USA	Employer identification number 53-0045720
---	---

Part I Contributors (See Specific Instructions.)

(a) No.	(b) Name, address, and ZIP + 4	(c) Aggregate contributions	(d) Type of contribution
505		\$ <u>100000.</u>	Person <input checked="" type="checkbox"/> Payroll <input type="checkbox"/> Noncash <input type="checkbox"/> (Complete Part II if there is a noncash contribution.)
506		\$ <u>10000.</u>	Person <input checked="" type="checkbox"/> Payroll <input type="checkbox"/> Noncash <input type="checkbox"/> (Complete Part II if there is a noncash contribution.)
507		\$ <u>25000.</u>	Person <input checked="" type="checkbox"/> Payroll <input type="checkbox"/> Noncash <input type="checkbox"/> (Complete Part II if there is a noncash contribution.)
508		\$ <u>15000.</u>	Person <input checked="" type="checkbox"/> Payroll <input type="checkbox"/> Noncash <input type="checkbox"/> (Complete Part II if there is a noncash contribution.)
509		\$ <u>6000.</u>	Person <input checked="" type="checkbox"/> Payroll <input type="checkbox"/> Noncash <input type="checkbox"/> (Complete Part II if there is a noncash contribution.)
510		\$ <u>100000.</u>	Person <input checked="" type="checkbox"/> Payroll <input type="checkbox"/> Noncash <input type="checkbox"/> (Complete Part II if there is a noncash contribution.)

Name of organization

Employer identification number

Chamber of Commerce of the USA

53-0045720

Part I Contributors (See Specific Instructions.)

(a) No.	(b) Name, address, and ZIP + 4	(c) Aggregate contributions	(d) Type of contribution
511		\$ 20000.	Person <input checked="" type="checkbox"/> Payroll <input type="checkbox"/> Noncash <input type="checkbox"/> (Complete Part II if there is a noncash contribution.)
512		\$ 2000.	Person <input checked="" type="checkbox"/> Payroll <input type="checkbox"/> Noncash <input type="checkbox"/> (Complete Part II if there is a noncash contribution.)
513		\$ 3000.	Person <input checked="" type="checkbox"/> Payroll <input type="checkbox"/> Noncash <input type="checkbox"/> (Complete Part II if there is a noncash contribution.)
514		\$ 25000.	Person <input checked="" type="checkbox"/> Payroll <input type="checkbox"/> Noncash <input type="checkbox"/> (Complete Part II if there is a noncash contribution.)
515		\$ 25000.	Person <input checked="" type="checkbox"/> Payroll <input type="checkbox"/> Noncash <input type="checkbox"/> (Complete Part II if there is a noncash contribution.)
516		\$ 6000.	Person <input checked="" type="checkbox"/> Payroll <input type="checkbox"/> Noncash <input type="checkbox"/> (Complete Part II if there is a noncash contribution.)

Name of organization Chamber of Commerce of the USA	Employer identification number 53-0045720
---	---

Part I Contributors (See Specific Instructions.)

(a) No.	(b) Name, address, and ZIP + 4	(c) Aggregate contributions	(d) Type of contribution
517		\$ 5000.	Person <input checked="" type="checkbox"/> Payroll <input type="checkbox"/> Noncash <input type="checkbox"/> (Complete Part II if there is a noncash contribution.)
518		\$ 7500.	Person <input checked="" type="checkbox"/> Payroll <input type="checkbox"/> Noncash <input type="checkbox"/> (Complete Part II if there is a noncash contribution.)
519		\$ 40000.	Person <input checked="" type="checkbox"/> Payroll <input type="checkbox"/> Noncash <input type="checkbox"/> (Complete Part II if there is a noncash contribution.)
520		\$ 10000.	Person <input checked="" type="checkbox"/> Payroll <input type="checkbox"/> Noncash <input type="checkbox"/> (Complete Part II if there is a noncash contribution.)
521		\$ 100000.	Person <input checked="" type="checkbox"/> Payroll <input type="checkbox"/> Noncash <input type="checkbox"/> (Complete Part II if there is a noncash contribution.)
522		\$ 110839.	Person <input checked="" type="checkbox"/> Payroll <input type="checkbox"/> Noncash <input type="checkbox"/> (Complete Part II if there is a noncash contribution.)

Name of organization

Employer identification number

Chamber of Commerce of the USA

53-0045720

Part I Contributors (See Specific Instructions.)

(a) No.	(b) Name, address, and ZIP + 4	(c) Aggregate contributions	(d) Type of contribution
523		\$ 100000.	Person <input checked="" type="checkbox"/> Payroll <input type="checkbox"/> Noncash <input type="checkbox"/> (Complete Part II if there is a noncash contribution.)
524		\$ 500000.	Person <input checked="" type="checkbox"/> Payroll <input type="checkbox"/> Noncash <input type="checkbox"/> (Complete Part II if there is a noncash contribution.)
525		\$ 6000.	Person <input checked="" type="checkbox"/> Payroll <input type="checkbox"/> Noncash <input type="checkbox"/> (Complete Part II if there is a noncash contribution.)
526		\$ 15000.	Person <input checked="" type="checkbox"/> Payroll <input type="checkbox"/> Noncash <input type="checkbox"/> (Complete Part II if there is a noncash contribution.)
527		\$ 2000.	Person <input checked="" type="checkbox"/> Payroll <input type="checkbox"/> Noncash <input type="checkbox"/> (Complete Part II if there is a noncash contribution.)
528		\$ 15000.	Person <input checked="" type="checkbox"/> Payroll <input type="checkbox"/> Noncash <input type="checkbox"/> (Complete Part II if there is a noncash contribution.)

Name of organization Chamber of Commerce of the USA	Employer identification number 53-0045720
---	---

Part I Contributors (See Specific Instructions.)

(a) No.	(b) Name, address, and ZIP + 4	(c) Aggregate contributions	(d) Type of contribution
529		\$ <u>5000.</u>	Person <input checked="" type="checkbox"/> Payroll <input type="checkbox"/> Noncash <input type="checkbox"/> (Complete Part II if there is a noncash contribution.)
530		\$ <u>15000.</u>	Person <input checked="" type="checkbox"/> Payroll <input type="checkbox"/> Noncash <input type="checkbox"/> (Complete Part II if there is a noncash contribution.)
531		\$ <u>50000.</u>	Person <input checked="" type="checkbox"/> Payroll <input type="checkbox"/> Noncash <input type="checkbox"/> (Complete Part II if there is a noncash contribution.)
532		\$ <u>75000.</u>	Person <input checked="" type="checkbox"/> Payroll <input type="checkbox"/> Noncash <input type="checkbox"/> (Complete Part II if there is a noncash contribution.)
533		\$ <u>5000.</u>	Person <input checked="" type="checkbox"/> Payroll <input type="checkbox"/> Noncash <input type="checkbox"/> (Complete Part II if there is a noncash contribution.)
534		\$ <u>7500.</u>	Person <input checked="" type="checkbox"/> Payroll <input type="checkbox"/> Noncash <input type="checkbox"/> (Complete Part II if there is a noncash contribution.)

Name of organization

Chamber of Commerce of the USA

Employer identification number

53-0045720

Part I Contributors (See Specific Instructions.)

(a) No.	(b) Name, address, and ZIP + 4	(c) Aggregate contributions	(d) Type of contribution
535		\$ 10000.	Person <input checked="" type="checkbox"/> Payroll <input type="checkbox"/> Noncash <input type="checkbox"/> (Complete Part II if there is a noncash contribution.)
536		\$ 15000.	Person <input checked="" type="checkbox"/> Payroll <input type="checkbox"/> Noncash <input type="checkbox"/> (Complete Part II if there is a noncash contribution.)
537		\$ 5200.	Person <input checked="" type="checkbox"/> Payroll <input type="checkbox"/> Noncash <input type="checkbox"/> (Complete Part II if there is a noncash contribution.)
538		\$ 8000.	Person <input checked="" type="checkbox"/> Payroll <input type="checkbox"/> Noncash <input type="checkbox"/> (Complete Part II if there is a noncash contribution.)
539		\$ 100000.	Person <input checked="" type="checkbox"/> Payroll <input type="checkbox"/> Noncash <input type="checkbox"/> (Complete Part II if there is a noncash contribution.)
540		\$ 20000.	Person <input checked="" type="checkbox"/> Payroll <input type="checkbox"/> Noncash <input type="checkbox"/> (Complete Part II if there is a noncash contribution.)

Name of organization

Employer identification number

Chamber of Commerce of the USA

53-0045720

Part I Contributors (See Specific Instructions.)

(a) No.	(b) Name, address, and ZIP + 4	(c) Aggregate contributions	(d) Type of contribution
541		\$ 100000.	Person <input checked="" type="checkbox"/> Payroll <input type="checkbox"/> Noncash <input type="checkbox"/> (Complete Part II if there is a noncash contribution.)
542		\$ 100000.	Person <input checked="" type="checkbox"/> Payroll <input type="checkbox"/> Noncash <input type="checkbox"/> (Complete Part II if there is a noncash contribution.)
543		\$ 2500.	Person <input checked="" type="checkbox"/> Payroll <input type="checkbox"/> Noncash <input type="checkbox"/> (Complete Part II if there is a noncash contribution.)
544		\$ 2500.	Person <input checked="" type="checkbox"/> Payroll <input type="checkbox"/> Noncash <input type="checkbox"/> (Complete Part II if there is a noncash contribution.)
545		\$ 5000.	Person <input checked="" type="checkbox"/> Payroll <input type="checkbox"/> Noncash <input type="checkbox"/> (Complete Part II if there is a noncash contribution.)
546		\$ 30000.	Person <input checked="" type="checkbox"/> Payroll <input type="checkbox"/> Noncash <input type="checkbox"/> (Complete Part II if there is a noncash contribution.)

Name of organization Chamber of Commerce of the USA	Employer identification number 53-0045720
---	---

Part I Contributors (See Specific Instructions.)

(a) No.	(b) Name, address, and ZIP + 4	(c) Aggregate contributions	(d) Type of contribution
547		\$ 5000.	Person <input checked="" type="checkbox"/> Payroll <input type="checkbox"/> Noncash <input type="checkbox"/> (Complete Part II if there is a noncash contribution.)
548		\$ 5000.	Person <input checked="" type="checkbox"/> Payroll <input type="checkbox"/> Noncash <input type="checkbox"/> (Complete Part II if there is a noncash contribution.)
549		\$ 2500.	Person <input checked="" type="checkbox"/> Payroll <input type="checkbox"/> Noncash <input type="checkbox"/> (Complete Part II if there is a noncash contribution.)
550		\$ 100000.	Person <input checked="" type="checkbox"/> Payroll <input type="checkbox"/> Noncash <input type="checkbox"/> (Complete Part II if there is a noncash contribution.)
551		\$ 100000.	Person <input checked="" type="checkbox"/> Payroll <input type="checkbox"/> Noncash <input type="checkbox"/> (Complete Part II if there is a noncash contribution.)
552		\$ 10000.	Person <input checked="" type="checkbox"/> Payroll <input type="checkbox"/> Noncash <input type="checkbox"/> (Complete Part II if there is a noncash contribution.)

Name of organization Chamber of Commerce of the USA	Employer identification number 53-0045720
---	---

Part I Contributors (See Specific Instructions.)

(a) No.	(b) Name, address, and ZIP + 4	(c) Aggregate contributions	(d) Type of contribution
553	_____ _____ _____	\$ 6000.	Person <input checked="" type="checkbox"/> Payroll <input type="checkbox"/> Noncash <input type="checkbox"/> (Complete Part II if there is a noncash contribution.)
554	_____ _____ _____	\$ 150000.	Person <input checked="" type="checkbox"/> Payroll <input type="checkbox"/> Noncash <input type="checkbox"/> (Complete Part II if there is a noncash contribution.)
555	_____ _____ _____	\$ 150000.	Person <input checked="" type="checkbox"/> Payroll <input type="checkbox"/> Noncash <input type="checkbox"/> (Complete Part II if there is a noncash contribution.)
556	_____ _____ _____	\$ 100000.	Person <input checked="" type="checkbox"/> Payroll <input type="checkbox"/> Noncash <input type="checkbox"/> (Complete Part II if there is a noncash contribution.)
557	_____ _____ _____	\$ 100000.	Person <input checked="" type="checkbox"/> Payroll <input type="checkbox"/> Noncash <input type="checkbox"/> (Complete Part II if there is a noncash contribution.)
558	_____ _____ _____	\$ 15000.	Person <input checked="" type="checkbox"/> Payroll <input type="checkbox"/> Noncash <input type="checkbox"/> (Complete Part II if there is a noncash contribution.)

Name of organization

Employer identification number

Chamber of Commerce of the USA

53-0045720

Part I Contributors (See Specific Instructions.)

(a) No.	(b) Name, address, and ZIP + 4	(c) Aggregate contributions	(d) Type of contribution
559		\$ 5000.	Person <input checked="" type="checkbox"/> Payroll <input type="checkbox"/> Noncash <input type="checkbox"/> (Complete Part II if there is a noncash contribution.)
560		\$ 1350.	Person <input checked="" type="checkbox"/> Payroll <input type="checkbox"/> Noncash <input type="checkbox"/> (Complete Part II if there is a noncash contribution.)
561		\$ 5000.	Person <input checked="" type="checkbox"/> Payroll <input type="checkbox"/> Noncash <input type="checkbox"/> (Complete Part II if there is a noncash contribution.)
562		\$ 15000.	Person <input checked="" type="checkbox"/> Payroll <input type="checkbox"/> Noncash <input type="checkbox"/> (Complete Part II if there is a noncash contribution.)
563		\$ 15000.	Person <input checked="" type="checkbox"/> Payroll <input type="checkbox"/> Noncash <input type="checkbox"/> (Complete Part II if there is a noncash contribution.)
564		\$ 30000.	Person <input checked="" type="checkbox"/> Payroll <input type="checkbox"/> Noncash <input type="checkbox"/> (Complete Part II if there is a noncash contribution.)

Name of organization Chamber of Commerce of the USA	Employer identification number 53-0045720
---	---

Part I Contributors (See Specific Instructions.)

(a) No.	(b) Name, address, and ZIP + 4	(c) Aggregate contributions	(d) Type of contribution
565		\$ <u>1000.</u>	Person <input checked="" type="checkbox"/> Payroll <input type="checkbox"/> Noncash <input type="checkbox"/> (Complete Part II if there is a noncash contribution.)
566		\$ <u>4000.</u>	Person <input checked="" type="checkbox"/> Payroll <input type="checkbox"/> Noncash <input type="checkbox"/> (Complete Part II if there is a noncash contribution.)
567		\$ <u>125000.</u>	Person <input checked="" type="checkbox"/> Payroll <input type="checkbox"/> Noncash <input type="checkbox"/> (Complete Part II if there is a noncash contribution.)
568		\$ <u>125000.</u>	Person <input checked="" type="checkbox"/> Payroll <input type="checkbox"/> Noncash <input type="checkbox"/> (Complete Part II if there is a noncash contribution.)
569		\$ <u>100000.</u>	Person <input checked="" type="checkbox"/> Payroll <input type="checkbox"/> Noncash <input type="checkbox"/> (Complete Part II if there is a noncash contribution.)
570		\$ <u>10000.</u>	Person <input checked="" type="checkbox"/> Payroll <input type="checkbox"/> Noncash <input type="checkbox"/> (Complete Part II if there is a noncash contribution.)

Name of organization Chamber of Commerce of the USA	Employer identification number 53-0045720
---	---

Part I Contributors (See Specific Instructions.)

(a) No.	(b) Name, address, and ZIP + 4	(c) Aggregate contributions	(d) Type of contribution
571		\$ 50000.	Person <input checked="" type="checkbox"/> Payroll <input type="checkbox"/> Noncash <input type="checkbox"/> (Complete Part II if there is a noncash contribution.)
572		\$ 10000.	Person <input checked="" type="checkbox"/> Payroll <input type="checkbox"/> Noncash <input type="checkbox"/> (Complete Part II if there is a noncash contribution.)
573		\$ 10000.	Person <input checked="" type="checkbox"/> Payroll <input type="checkbox"/> Noncash <input type="checkbox"/> (Complete Part II if there is a noncash contribution.)
574		\$ 37500.	Person <input checked="" type="checkbox"/> Payroll <input type="checkbox"/> Noncash <input type="checkbox"/> (Complete Part II if there is a noncash contribution.)
575		\$ 100000.	Person <input checked="" type="checkbox"/> Payroll <input type="checkbox"/> Noncash <input type="checkbox"/> (Complete Part II if there is a noncash contribution.)
576		\$ 10000.	Person <input checked="" type="checkbox"/> Payroll <input type="checkbox"/> Noncash <input type="checkbox"/> (Complete Part II if there is a noncash contribution.)

Name of organization Chamber of Commerce of the USA	Employer identification number 53-0045720
---	---

Part I Contributors (See Specific Instructions.)

(a) No.	(b) Name, address, and ZIP + 4	(c) Aggregate contributions	(d) Type of contribution
577		\$ 10000.	Person <input checked="" type="checkbox"/> Payroll <input type="checkbox"/> Noncash <input type="checkbox"/> (Complete Part II if there is a noncash contribution.)
578		\$ 10000.	Person <input checked="" type="checkbox"/> Payroll <input type="checkbox"/> Noncash <input type="checkbox"/> (Complete Part II if there is a noncash contribution.)
579		\$ 40000.	Person <input checked="" type="checkbox"/> Payroll <input type="checkbox"/> Noncash <input type="checkbox"/> (Complete Part II if there is a noncash contribution.)
580		\$ 7500.	Person <input checked="" type="checkbox"/> Payroll <input type="checkbox"/> Noncash <input type="checkbox"/> (Complete Part II if there is a noncash contribution.)
581		\$ 10000.	Person <input checked="" type="checkbox"/> Payroll <input type="checkbox"/> Noncash <input type="checkbox"/> (Complete Part II if there is a noncash contribution.)
582		\$ 20000.	Person <input checked="" type="checkbox"/> Payroll <input type="checkbox"/> Noncash <input type="checkbox"/> (Complete Part II if there is a noncash contribution.)

Name of organization

Employer identification number

Chamber of Commerce of the USA

53-0045720

Part I Contributors (See Specific Instructions.)

(a) No.	(b) Name, address, and ZIP + 4	(c) Aggregate contributions	(d) Type of contribution
583		\$ 5000.	Person <input checked="" type="checkbox"/> Payroll <input type="checkbox"/> Noncash <input type="checkbox"/> (Complete Part II if there is a noncash contribution.)
584		\$ 250000.	Person <input checked="" type="checkbox"/> Payroll <input type="checkbox"/> Noncash <input type="checkbox"/> (Complete Part II if there is a noncash contribution.)
585		\$ 750000.	Person <input checked="" type="checkbox"/> Payroll <input type="checkbox"/> Noncash <input type="checkbox"/> (Complete Part II if there is a noncash contribution.)
586		\$ 250000.	Person <input checked="" type="checkbox"/> Payroll <input type="checkbox"/> Noncash <input type="checkbox"/> (Complete Part II if there is a noncash contribution.)
587		\$ 150000.	Person <input checked="" type="checkbox"/> Payroll <input type="checkbox"/> Noncash <input type="checkbox"/> (Complete Part II if there is a noncash contribution.)
588		\$ 100000.	Person <input checked="" type="checkbox"/> Payroll <input type="checkbox"/> Noncash <input type="checkbox"/> (Complete Part II if there is a noncash contribution.)

Name of organization Chamber of Commerce of the USA	Employer identification number 53-0045720
---	---

Part I Contributors (See Specific Instructions.)

(a) No.	(b) Name, address, and ZIP + 4	(c) Aggregate contributions	(d) Type of contribution
589		\$ 150000.	Person <input checked="" type="checkbox"/> Payroll <input type="checkbox"/> Noncash <input type="checkbox"/> (Complete Part II if there is a noncash contribution.)
590		\$ 150000.	Person <input checked="" type="checkbox"/> Payroll <input type="checkbox"/> Noncash <input type="checkbox"/> (Complete Part II if there is a noncash contribution.)
591		\$ 150000.	Person <input checked="" type="checkbox"/> Payroll <input type="checkbox"/> Noncash <input type="checkbox"/> (Complete Part II if there is a noncash contribution.)
592		\$ 150000.	Person <input checked="" type="checkbox"/> Payroll <input type="checkbox"/> Noncash <input type="checkbox"/> (Complete Part II if there is a noncash contribution.)
593		\$ 10000.	Person <input checked="" type="checkbox"/> Payroll <input type="checkbox"/> Noncash <input type="checkbox"/> (Complete Part II if there is a noncash contribution.)
594		\$ 25000.	Person <input checked="" type="checkbox"/> Payroll <input type="checkbox"/> Noncash <input type="checkbox"/> (Complete Part II if there is a noncash contribution.)

Name of organization

Employer identification number

Chamber of Commerce of the USA

53-0045720

Part I Contributors (See Specific Instructions.)

(a) No.	(b) Name, address, and ZIP + 4	(c) Aggregate contributions	(d) Type of contribution
595		\$ 5000.	Person <input checked="" type="checkbox"/> Payroll <input type="checkbox"/> Noncash <input type="checkbox"/> (Complete Part II if there is a noncash contribution.)
596		\$ 20000.	Person <input checked="" type="checkbox"/> Payroll <input type="checkbox"/> Noncash <input type="checkbox"/> (Complete Part II if there is a noncash contribution.)
597		\$ 20000.	Person <input checked="" type="checkbox"/> Payroll <input type="checkbox"/> Noncash <input type="checkbox"/> (Complete Part II if there is a noncash contribution.)
598		\$ 15000.	Person <input checked="" type="checkbox"/> Payroll <input type="checkbox"/> Noncash <input type="checkbox"/> (Complete Part II if there is a noncash contribution.)
599		\$ 5000.	Person <input checked="" type="checkbox"/> Payroll <input type="checkbox"/> Noncash <input type="checkbox"/> (Complete Part II if there is a noncash contribution.)
600		\$ 5000.	Person <input checked="" type="checkbox"/> Payroll <input type="checkbox"/> Noncash <input type="checkbox"/> (Complete Part II if there is a noncash contribution.)

Name of organization Chamber of Commerce of the USA	Employer identification number 53-0045720
---	---

Part I Contributors (See Specific Instructions.)

(a) No.	(b) Name, address, and ZIP + 4	(c) Aggregate contributions	(d) Type of contribution
601		\$ 2000.	Person <input checked="" type="checkbox"/> Payroll <input type="checkbox"/> Noncash <input type="checkbox"/> (Complete Part II if there is a noncash contribution.)
602		\$ 15000.	Person <input checked="" type="checkbox"/> Payroll <input type="checkbox"/> Noncash <input type="checkbox"/> (Complete Part II if there is a noncash contribution.)
603		\$ 4000.	Person <input checked="" type="checkbox"/> Payroll <input type="checkbox"/> Noncash <input type="checkbox"/> (Complete Part II if there is a noncash contribution.)
604		\$ 10000.	Person <input checked="" type="checkbox"/> Payroll <input type="checkbox"/> Noncash <input type="checkbox"/> (Complete Part II if there is a noncash contribution.)
605		\$ 25000.	Person <input checked="" type="checkbox"/> Payroll <input type="checkbox"/> Noncash <input type="checkbox"/> (Complete Part II if there is a noncash contribution.)
606		\$ 25000.	Person <input checked="" type="checkbox"/> Payroll <input type="checkbox"/> Noncash <input type="checkbox"/> (Complete Part II if there is a noncash contribution.)

Name of organization

Employer identification number

Chamber of Commerce of the USA

53-0045720

Part I Contributors (See Specific Instructions.)

(a) No.	(b) Name, address, and ZIP + 4	(c) Aggregate contributions	(d) Type of contribution
607		\$ 25000.	Person <input checked="" type="checkbox"/> Payroll <input type="checkbox"/> Noncash <input type="checkbox"/> (Complete Part II if there is a noncash contribution.)
608		\$ 100000.	Person <input checked="" type="checkbox"/> Payroll <input type="checkbox"/> Noncash <input type="checkbox"/> (Complete Part II if there is a noncash contribution.)
609		\$ 10000.	Person <input checked="" type="checkbox"/> Payroll <input type="checkbox"/> Noncash <input type="checkbox"/> (Complete Part II if there is a noncash contribution.)
610		\$ 20000.	Person <input checked="" type="checkbox"/> Payroll <input type="checkbox"/> Noncash <input type="checkbox"/> (Complete Part II if there is a noncash contribution.)
611		\$ 20000.	Person <input checked="" type="checkbox"/> Payroll <input type="checkbox"/> Noncash <input type="checkbox"/> (Complete Part II if there is a noncash contribution.)
612		\$ 10000.	Person <input checked="" type="checkbox"/> Payroll <input type="checkbox"/> Noncash <input type="checkbox"/> (Complete Part II if there is a noncash contribution.)

Name of organization Chamber of Commerce of the USA	Employer identification number 53-0045720
---	---

Part I Contributors (See Specific Instructions.)

(a) No.	(b) Name, address, and ZIP + 4	(c) Aggregate contributions	(d) Type of contribution
613		\$ <u>25000.</u>	Person <input checked="" type="checkbox"/> Payroll <input type="checkbox"/> Noncash <input type="checkbox"/> (Complete Part II if there is a noncash contribution.)
614		\$ <u>50000.</u>	Person <input checked="" type="checkbox"/> Payroll <input type="checkbox"/> Noncash <input type="checkbox"/> (Complete Part II if there is a noncash contribution.)
615		\$ <u>100000.</u>	Person <input checked="" type="checkbox"/> Payroll <input type="checkbox"/> Noncash <input type="checkbox"/> (Complete Part II if there is a noncash contribution.)
616		\$ <u>10000.</u>	Person <input checked="" type="checkbox"/> Payroll <input type="checkbox"/> Noncash <input type="checkbox"/> (Complete Part II if there is a noncash contribution.)
617		\$ <u>15000.</u>	Person <input checked="" type="checkbox"/> Payroll <input type="checkbox"/> Noncash <input type="checkbox"/> (Complete Part II if there is a noncash contribution.)
618		\$ <u>100000.</u>	Person <input checked="" type="checkbox"/> Payroll <input type="checkbox"/> Noncash <input type="checkbox"/> (Complete Part II if there is a noncash contribution.)

Name of organization

Employer identification number

Chamber of Commerce of the USA

53-0045720

Part I Contributors (See Specific Instructions.)

(a) No.	(b) Name, address, and ZIP + 4	(c) Aggregate contributions	(d) Type of contribution
619		\$ 100000.	Person <input checked="" type="checkbox"/> Payroll <input type="checkbox"/> Noncash <input type="checkbox"/> (Complete Part II if there is a noncash contribution.)
620		\$ 7500.	Person <input checked="" type="checkbox"/> Payroll <input type="checkbox"/> Noncash <input type="checkbox"/> (Complete Part II if there is a noncash contribution.)
621		\$ 100000.	Person <input checked="" type="checkbox"/> Payroll <input type="checkbox"/> Noncash <input type="checkbox"/> (Complete Part II if there is a noncash contribution.)
622		\$ 2500.	Person <input checked="" type="checkbox"/> Payroll <input type="checkbox"/> Noncash <input type="checkbox"/> (Complete Part II if there is a noncash contribution.)
623		\$ 2500.	Person <input checked="" type="checkbox"/> Payroll <input type="checkbox"/> Noncash <input type="checkbox"/> (Complete Part II if there is a noncash contribution.)
624		\$ 15000.	Person <input checked="" type="checkbox"/> Payroll <input type="checkbox"/> Noncash <input type="checkbox"/> (Complete Part II if there is a noncash contribution.)

Name of organization Chamber of Commerce of the USA	Employer identification number 53-0045720
---	---

Part I Contributors (See Specific Instructions.)

(a) No.	(b) Name, address, and ZIP + 4	(c) Aggregate contributions	(d) Type of contribution
625		\$ <u>12500.</u>	Person <input checked="" type="checkbox"/> Payroll <input type="checkbox"/> Noncash <input type="checkbox"/> (Complete Part II if there is a noncash contribution.)
626		\$ <u>12500.</u>	Person <input checked="" type="checkbox"/> Payroll <input type="checkbox"/> Noncash <input type="checkbox"/> (Complete Part II if there is a noncash contribution.)
627		\$ <u>11000.</u>	Person <input checked="" type="checkbox"/> Payroll <input type="checkbox"/> Noncash <input type="checkbox"/> (Complete Part II if there is a noncash contribution.)
628		\$ <u>15000.</u>	Person <input checked="" type="checkbox"/> Payroll <input type="checkbox"/> Noncash <input type="checkbox"/> (Complete Part II if there is a noncash contribution.)
629		\$ <u>5000.</u>	Person <input checked="" type="checkbox"/> Payroll <input type="checkbox"/> Noncash <input type="checkbox"/> (Complete Part II if there is a noncash contribution.)
630		\$ <u>25000.</u>	Person <input checked="" type="checkbox"/> Payroll <input type="checkbox"/> Noncash <input type="checkbox"/> (Complete Part II if there is a noncash contribution.)

Name of organization

Employer identification number

Chamber of Commerce of the USA

53-0045720

Part I Contributors (See Specific Instructions.)

(a) No.	(b) Name, address, and ZIP + 4	(c) Aggregate contributions	(d) Type of contribution
631		\$ 10000.	Person <input checked="" type="checkbox"/> Payroll <input type="checkbox"/> Noncash <input type="checkbox"/> (Complete Part II if there is a noncash contribution.)
632		\$ 5000.	Person <input checked="" type="checkbox"/> Payroll <input type="checkbox"/> Noncash <input type="checkbox"/> (Complete Part II if there is a noncash contribution.)
633		\$ 15000.	Person <input checked="" type="checkbox"/> Payroll <input type="checkbox"/> Noncash <input type="checkbox"/> (Complete Part II if there is a noncash contribution.)
634		\$ 10000.	Person <input checked="" type="checkbox"/> Payroll <input type="checkbox"/> Noncash <input type="checkbox"/> (Complete Part II if there is a noncash contribution.)
635		\$ 5500.	Person <input checked="" type="checkbox"/> Payroll <input type="checkbox"/> Noncash <input type="checkbox"/> (Complete Part II if there is a noncash contribution.)
636		\$ 10000.	Person <input checked="" type="checkbox"/> Payroll <input type="checkbox"/> Noncash <input type="checkbox"/> (Complete Part II if there is a noncash contribution.)

Name of organization Chamber of Commerce of the USA	Employer identification number 53-0045720
---	---

Part I Contributors (See Specific Instructions.)

(a) No.	(b) Name, address, and ZIP + 4	(c) Aggregate contributions	(d) Type of contribution
637		\$ 10000.	Person <input checked="" type="checkbox"/> Payroll <input type="checkbox"/> Noncash <input type="checkbox"/> (Complete Part II if there is a noncash contribution.)
638		\$ 15000.	Person <input checked="" type="checkbox"/> Payroll <input type="checkbox"/> Noncash <input type="checkbox"/> (Complete Part II if there is a noncash contribution.)
639		\$ 2500.	Person <input checked="" type="checkbox"/> Payroll <input type="checkbox"/> Noncash <input type="checkbox"/> (Complete Part II if there is a noncash contribution.)
640		\$ 6000.	Person <input checked="" type="checkbox"/> Payroll <input type="checkbox"/> Noncash <input type="checkbox"/> (Complete Part II if there is a noncash contribution.)
641		\$ 50000.	Person <input checked="" type="checkbox"/> Payroll <input type="checkbox"/> Noncash <input type="checkbox"/> (Complete Part II if there is a noncash contribution.)
642		\$ 2100.	Person <input checked="" type="checkbox"/> Payroll <input type="checkbox"/> Noncash <input type="checkbox"/> (Complete Part II if there is a noncash contribution.)

Name of organization

Employer identification number

Chamber of Commerce of the USA

53-0045720

Part I Contributors (See Specific Instructions.)

(a) No.	(b) Name, address, and ZIP + 4	(c) Aggregate contributions	(d) Type of contribution
643		\$ 100000.	Person <input checked="" type="checkbox"/> Payroll <input type="checkbox"/> Noncash <input type="checkbox"/> (Complete Part II if there is a noncash contribution.)
644		\$ 2750.	Person <input checked="" type="checkbox"/> Payroll <input type="checkbox"/> Noncash <input type="checkbox"/> (Complete Part II if there is a noncash contribution.)
645		\$ 15000.	Person <input checked="" type="checkbox"/> Payroll <input type="checkbox"/> Noncash <input type="checkbox"/> (Complete Part II if there is a noncash contribution.)
646		\$ 15000.	Person <input checked="" type="checkbox"/> Payroll <input type="checkbox"/> Noncash <input type="checkbox"/> (Complete Part II if there is a noncash contribution.)
647		\$ 10000.	Person <input checked="" type="checkbox"/> Payroll <input type="checkbox"/> Noncash <input type="checkbox"/> (Complete Part II if there is a noncash contribution.)
648		\$ 50000.	Person <input checked="" type="checkbox"/> Payroll <input type="checkbox"/> Noncash <input type="checkbox"/> (Complete Part II if there is a noncash contribution.)

Name of organization Chamber of Commerce of the USA	Employer identification number 53-0045720
---	---

Part I Contributors (See Specific Instructions.)

(a) No.	(b) Name, address, and ZIP + 4	(c) Aggregate contributions	(d) Type of contribution
649		\$ <u>100000.</u>	Person <input checked="" type="checkbox"/> Payroll <input type="checkbox"/> Noncash <input type="checkbox"/> (Complete Part II if there is a noncash contribution.)
650		\$ <u>100000.</u>	Person <input checked="" type="checkbox"/> Payroll <input type="checkbox"/> Noncash <input type="checkbox"/> (Complete Part II if there is a noncash contribution.)
651		\$ <u>10000.</u>	Person <input checked="" type="checkbox"/> Payroll <input type="checkbox"/> Noncash <input type="checkbox"/> (Complete Part II if there is a noncash contribution.)
652		\$ <u>6000.</u>	Person <input checked="" type="checkbox"/> Payroll <input type="checkbox"/> Noncash <input type="checkbox"/> (Complete Part II if there is a noncash contribution.)
653		\$ <u>5750.</u>	Person <input checked="" type="checkbox"/> Payroll <input type="checkbox"/> Noncash <input type="checkbox"/> (Complete Part II if there is a noncash contribution.)
654		\$ <u>5250.</u>	Person <input checked="" type="checkbox"/> Payroll <input type="checkbox"/> Noncash <input type="checkbox"/> (Complete Part II if there is a noncash contribution.)

Name of organization

Chamber of Commerce of the USA

Employer identification number

53-0045720

Part I Contributors (See Specific Instructions.)

(a) No.	(b) Name, address, and ZIP + 4	(c) Aggregate contributions	(d) Type of contribution
655		\$ 10000.	Person <input checked="" type="checkbox"/> Payroll <input type="checkbox"/> Noncash <input type="checkbox"/> (Complete Part II if there is a noncash contribution.)
656		\$ 10000.	Person <input checked="" type="checkbox"/> Payroll <input type="checkbox"/> Noncash <input type="checkbox"/> (Complete Part II if there is a noncash contribution.)
657		\$ 100000.	Person <input checked="" type="checkbox"/> Payroll <input type="checkbox"/> Noncash <input type="checkbox"/> (Complete Part II if there is a noncash contribution.)
658		\$ 7500.	Person <input checked="" type="checkbox"/> Payroll <input type="checkbox"/> Noncash <input type="checkbox"/> (Complete Part II if there is a noncash contribution.)
659		\$ 2000.	Person <input checked="" type="checkbox"/> Payroll <input type="checkbox"/> Noncash <input type="checkbox"/> (Complete Part II if there is a noncash contribution.)
660		\$ 27725.	Person <input checked="" type="checkbox"/> Payroll <input type="checkbox"/> Noncash <input type="checkbox"/> (Complete Part II if there is a noncash contribution.)

Name of organization Chamber of Commerce of the USA	Employer identification number 53-0045720
---	---

Part I Contributors (See Specific Instructions.)

(a) No.	(b) Name, address, and ZIP + 4	(c) Aggregate contributions	(d) Type of contribution
661		\$ 7500.	Person <input checked="" type="checkbox"/> Payroll <input type="checkbox"/> Noncash <input type="checkbox"/> (Complete Part II if there is a noncash contribution.)
662		\$ 100000.	Person <input checked="" type="checkbox"/> Payroll <input type="checkbox"/> Noncash <input type="checkbox"/> (Complete Part II if there is a noncash contribution.)
663		\$ 10000.	Person <input checked="" type="checkbox"/> Payroll <input type="checkbox"/> Noncash <input type="checkbox"/> (Complete Part II if there is a noncash contribution.)
664		\$ 3000.	Person <input checked="" type="checkbox"/> Payroll <input type="checkbox"/> Noncash <input type="checkbox"/> (Complete Part II if there is a noncash contribution.)
665		\$ 3000.	Person <input checked="" type="checkbox"/> Payroll <input type="checkbox"/> Noncash <input type="checkbox"/> (Complete Part II if there is a noncash contribution.)
666		\$ 50000.	Person <input checked="" type="checkbox"/> Payroll <input type="checkbox"/> Noncash <input type="checkbox"/> (Complete Part II if there is a noncash contribution.)

Name of organization

Employer identification number

Chamber of Commerce of the USA

53-0045720

Part I Contributors (See Specific Instructions.)

(a) No.	(b) Name, address, and ZIP + 4	(c) Aggregate contributions	(d) Type of contribution
667		\$ 1000.	Person <input checked="" type="checkbox"/> Payroll <input type="checkbox"/> Noncash <input type="checkbox"/> (Complete Part II if there is a noncash contribution.)
668		\$ 1000.	Person <input checked="" type="checkbox"/> Payroll <input type="checkbox"/> Noncash <input type="checkbox"/> (Complete Part II if there is a noncash contribution.)
669		\$ 1000.	Person <input checked="" type="checkbox"/> Payroll <input type="checkbox"/> Noncash <input type="checkbox"/> (Complete Part II if there is a noncash contribution.)
670		\$ 1000.	Person <input checked="" type="checkbox"/> Payroll <input type="checkbox"/> Noncash <input type="checkbox"/> (Complete Part II if there is a noncash contribution.)
671		\$ 1000.	Person <input checked="" type="checkbox"/> Payroll <input type="checkbox"/> Noncash <input type="checkbox"/> (Complete Part II if there is a noncash contribution.)
672		\$ 20000.	Person <input checked="" type="checkbox"/> Payroll <input type="checkbox"/> Noncash <input type="checkbox"/> (Complete Part II if there is a noncash contribution.)

Name of organization

Employer identification number

Chamber of Commerce of the USA

53-0045720

Part I Contributors (See Specific Instructions.)

(a) No.	(b) Name, address, and ZIP + 4	(c) Aggregate contributions	(d) Type of contribution
673		\$ 25000.	Person <input checked="" type="checkbox"/> Payroll <input type="checkbox"/> Noncash <input type="checkbox"/> (Complete Part II if there is a noncash contribution.)
674		\$ 25000.	Person <input checked="" type="checkbox"/> Payroll <input type="checkbox"/> Noncash <input type="checkbox"/> (Complete Part II if there is a noncash contribution.)
675		\$ 25000.	Person <input checked="" type="checkbox"/> Payroll <input type="checkbox"/> Noncash <input type="checkbox"/> (Complete Part II if there is a noncash contribution.)
676		\$ 25000.	Person <input checked="" type="checkbox"/> Payroll <input type="checkbox"/> Noncash <input type="checkbox"/> (Complete Part II if there is a noncash contribution.)
677		\$ 50000.	Person <input checked="" type="checkbox"/> Payroll <input type="checkbox"/> Noncash <input type="checkbox"/> (Complete Part II if there is a noncash contribution.)
678		\$ 50000.	Person <input checked="" type="checkbox"/> Payroll <input type="checkbox"/> Noncash <input type="checkbox"/> (Complete Part II if there is a noncash contribution.)

Name of organization Chamber of Commerce of the USA	Employer identification number 53-0045720
---	---

Part I Contributors (See Specific Instructions.)

(a) No.	(b) Name, address, and ZIP + 4	(c) Aggregate contributions	(d) Type of contribution
679		\$ 6000.	Person <input checked="" type="checkbox"/> Payroll <input type="checkbox"/> Noncash <input type="checkbox"/> (Complete Part II if there is a noncash contribution.)
680		\$ 10000.	Person <input checked="" type="checkbox"/> Payroll <input type="checkbox"/> Noncash <input type="checkbox"/> (Complete Part II if there is a noncash contribution.)
681		\$ 100000.	Person <input checked="" type="checkbox"/> Payroll <input type="checkbox"/> Noncash <input type="checkbox"/> (Complete Part II if there is a noncash contribution.)
682		\$ 100000.	Person <input checked="" type="checkbox"/> Payroll <input type="checkbox"/> Noncash <input type="checkbox"/> (Complete Part II if there is a noncash contribution.)
683		\$ 50000.	Person <input checked="" type="checkbox"/> Payroll <input type="checkbox"/> Noncash <input type="checkbox"/> (Complete Part II if there is a noncash contribution.)
684		\$ 6000.	Person <input checked="" type="checkbox"/> Payroll <input type="checkbox"/> Noncash <input type="checkbox"/> (Complete Part II if there is a noncash contribution.)

Name of organization

Employer identification number

Chamber of Commerce of the USA

53-0045720

Part I Contributors (See Specific Instructions.)

(a) No.	(b) Name, address, and ZIP + 4	(c) Aggregate contributions	(d) Type of contribution
685		\$ 25000.	Person <input checked="" type="checkbox"/> Payroll <input type="checkbox"/> Noncash <input type="checkbox"/> (Complete Part II if there is a noncash contribution.)
686		\$ 5500.	Person <input checked="" type="checkbox"/> Payroll <input type="checkbox"/> Noncash <input type="checkbox"/> (Complete Part II if there is a noncash contribution.)
687		\$ 25000.	Person <input checked="" type="checkbox"/> Payroll <input type="checkbox"/> Noncash <input type="checkbox"/> (Complete Part II if there is a noncash contribution.)
688		\$ 5000.	Person <input checked="" type="checkbox"/> Payroll <input type="checkbox"/> Noncash <input type="checkbox"/> (Complete Part II if there is a noncash contribution.)
689		\$ 7500.	Person <input checked="" type="checkbox"/> Payroll <input type="checkbox"/> Noncash <input type="checkbox"/> (Complete Part II if there is a noncash contribution.)
690		\$ 6000.	Person <input checked="" type="checkbox"/> Payroll <input type="checkbox"/> Noncash <input type="checkbox"/> (Complete Part II if there is a noncash contribution.)

Name of organization

Employer identification number

Chamber of Commerce of the USA

53-0045720

Part I Contributors (See Specific Instructions.)

(a) No.	(b) Name, address, and ZIP + 4	(c) Aggregate contributions	(d) Type of contribution
691		\$ 5000.	Person <input checked="" type="checkbox"/> Payroll <input type="checkbox"/> Noncash <input type="checkbox"/> (Complete Part II if there is a noncash contribution.)
692		\$ 5000.	Person <input checked="" type="checkbox"/> Payroll <input type="checkbox"/> Noncash <input type="checkbox"/> (Complete Part II if there is a noncash contribution.)
693		\$ 6000.	Person <input checked="" type="checkbox"/> Payroll <input type="checkbox"/> Noncash <input type="checkbox"/> (Complete Part II if there is a noncash contribution.)
694		\$ 2000.	Person <input checked="" type="checkbox"/> Payroll <input type="checkbox"/> Noncash <input type="checkbox"/> (Complete Part II if there is a noncash contribution.)
695		\$ 5500.	Person <input checked="" type="checkbox"/> Payroll <input type="checkbox"/> Noncash <input type="checkbox"/> (Complete Part II if there is a noncash contribution.)
696		\$ 10000.	Person <input checked="" type="checkbox"/> Payroll <input type="checkbox"/> Noncash <input type="checkbox"/> (Complete Part II if there is a noncash contribution.)

Name of organization

Employer identification number

Chamber of Commerce of the USA

53-0045720

Part I Contributors (See Specific Instructions.)

(a) No.	(b) Name, address, and ZIP + 4	(c) Aggregate contributions	(d) Type of contribution
697		\$ 14000.	Person <input checked="" type="checkbox"/> Payroll <input type="checkbox"/> Noncash <input type="checkbox"/> (Complete Part II if there is a noncash contribution.)
698		\$ 15000.	Person <input checked="" type="checkbox"/> Payroll <input type="checkbox"/> Noncash <input type="checkbox"/> (Complete Part II if there is a noncash contribution.)
699		\$ 15000.	Person <input checked="" type="checkbox"/> Payroll <input type="checkbox"/> Noncash <input type="checkbox"/> (Complete Part II if there is a noncash contribution.)
700		\$ 15000.	Person <input checked="" type="checkbox"/> Payroll <input type="checkbox"/> Noncash <input type="checkbox"/> (Complete Part II if there is a noncash contribution.)
701		\$ 5000.	Person <input checked="" type="checkbox"/> Payroll <input type="checkbox"/> Noncash <input type="checkbox"/> (Complete Part II if there is a noncash contribution.)
702		\$ 2500.	Person <input checked="" type="checkbox"/> Payroll <input type="checkbox"/> Noncash <input type="checkbox"/> (Complete Part II if there is a noncash contribution.)

Name of organization Chamber of Commerce of the USA	Employer identification number 53-0045720
---	---

Part I Contributors (See Specific Instructions.)

(a) No.	(b) Name, address, and ZIP + 4	(c) Aggregate contributions	(d) Type of contribution
703		\$ <u>5000.</u>	Person <input checked="" type="checkbox"/> Payroll <input type="checkbox"/> Noncash <input type="checkbox"/> (Complete Part II if there is a noncash contribution.)
704		\$ <u>250000.</u>	Person <input checked="" type="checkbox"/> Payroll <input type="checkbox"/> Noncash <input type="checkbox"/> (Complete Part II if there is a noncash contribution.)
705		\$ <u>4400.</u>	Person <input checked="" type="checkbox"/> Payroll <input type="checkbox"/> Noncash <input type="checkbox"/> (Complete Part II if there is a noncash contribution.)
706		\$ <u>5000.</u>	Person <input checked="" type="checkbox"/> Payroll <input type="checkbox"/> Noncash <input type="checkbox"/> (Complete Part II if there is a noncash contribution.)
707		\$ <u>15000.</u>	Person <input checked="" type="checkbox"/> Payroll <input type="checkbox"/> Noncash <input type="checkbox"/> (Complete Part II if there is a noncash contribution.)
708		\$ <u>5000.</u>	Person <input checked="" type="checkbox"/> Payroll <input type="checkbox"/> Noncash <input type="checkbox"/> (Complete Part II if there is a noncash contribution.)

Name of organization

Employer identification number

Chamber of Commerce of the USA

53-0045720

Part I Contributors (See Specific Instructions.)

(a) No.	(b) Name, address, and ZIP + 4	(c) Aggregate contributions	(d) Type of contribution
709		\$ 5000.	Person <input checked="" type="checkbox"/> Payroll <input type="checkbox"/> Noncash <input type="checkbox"/> (Complete Part II if there is a noncash contribution.)
710		\$ 100000.	Person <input checked="" type="checkbox"/> Payroll <input type="checkbox"/> Noncash <input type="checkbox"/> (Complete Part II if there is a noncash contribution.)
711		\$ 50000.	Person <input checked="" type="checkbox"/> Payroll <input type="checkbox"/> Noncash <input type="checkbox"/> (Complete Part II if there is a noncash contribution.)
712		\$ 10000.	Person <input checked="" type="checkbox"/> Payroll <input type="checkbox"/> Noncash <input type="checkbox"/> (Complete Part II if there is a noncash contribution.)
713		\$ 7479.	Person <input checked="" type="checkbox"/> Payroll <input type="checkbox"/> Noncash <input type="checkbox"/> (Complete Part II if there is a noncash contribution.)
714		\$ 50000.	Person <input checked="" type="checkbox"/> Payroll <input type="checkbox"/> Noncash <input type="checkbox"/> (Complete Part II if there is a noncash contribution.)

Name of organization

Employer identification number

Chamber of Commerce of the USA

53-0045720

Part I Contributors (See Specific Instructions.)

(a) No.	(b) Name, address, and ZIP + 4	(c) Aggregate contributions	(d) Type of contribution
715		\$ 49980.	Person <input checked="" type="checkbox"/> Payroll <input type="checkbox"/> Noncash <input type="checkbox"/> (Complete Part II if there is a noncash contribution.)
716		\$ 100000.	Person <input checked="" type="checkbox"/> Payroll <input type="checkbox"/> Noncash <input type="checkbox"/> (Complete Part II if there is a noncash contribution.)
717		\$ 8917.	Person <input checked="" type="checkbox"/> Payroll <input type="checkbox"/> Noncash <input type="checkbox"/> (Complete Part II if there is a noncash contribution.)
718		\$ 2000.	Person <input checked="" type="checkbox"/> Payroll <input type="checkbox"/> Noncash <input type="checkbox"/> (Complete Part II if there is a noncash contribution.)
719		\$ 6000.	Person <input checked="" type="checkbox"/> Payroll <input type="checkbox"/> Noncash <input type="checkbox"/> (Complete Part II if there is a noncash contribution.)
720		\$ 10000.	Person <input checked="" type="checkbox"/> Payroll <input type="checkbox"/> Noncash <input type="checkbox"/> (Complete Part II if there is a noncash contribution.)

Name of organization Chamber of Commerce of the USA	Employer identification number 53-0045720
---	---

Part I Contributors (See Specific Instructions.)

(a) No.	(b) Name, address, and ZIP + 4	(c) Aggregate contributions	(d) Type of contribution
721		\$ <u>7500.</u>	Person <input checked="" type="checkbox"/> Payroll <input type="checkbox"/> Noncash <input type="checkbox"/> (Complete Part II if there is a noncash contribution.)
722		\$ <u>5000.</u>	Person <input checked="" type="checkbox"/> Payroll <input type="checkbox"/> Noncash <input type="checkbox"/> (Complete Part II if there is a noncash contribution.)
723		\$ <u>50000.</u>	Person <input checked="" type="checkbox"/> Payroll <input type="checkbox"/> Noncash <input type="checkbox"/> (Complete Part II if there is a noncash contribution.)
724		\$ <u>5000.</u>	Person <input checked="" type="checkbox"/> Payroll <input type="checkbox"/> Noncash <input type="checkbox"/> (Complete Part II if there is a noncash contribution.)
725		\$ <u>9500.</u>	Person <input checked="" type="checkbox"/> Payroll <input type="checkbox"/> Noncash <input type="checkbox"/> (Complete Part II if there is a noncash contribution.)
726		\$ <u>10000.</u>	Person <input checked="" type="checkbox"/> Payroll <input type="checkbox"/> Noncash <input type="checkbox"/> (Complete Part II if there is a noncash contribution.)

Name of organization

Employer identification number

Chamber of Commerce of the USA

53-0045720

Part I Contributors (See Specific Instructions.)

(a) No.	(b) Name, address, and ZIP + 4	(c) Aggregate contributions	(d) Type of contribution
727		\$ 5500.	Person <input checked="" type="checkbox"/> Payroll <input type="checkbox"/> Noncash <input type="checkbox"/> (Complete Part II if there is a noncash contribution.)
728		\$ 50000.	Person <input checked="" type="checkbox"/> Payroll <input type="checkbox"/> Noncash <input type="checkbox"/> (Complete Part II if there is a noncash contribution.)
729		\$ 5000.	Person <input checked="" type="checkbox"/> Payroll <input type="checkbox"/> Noncash <input type="checkbox"/> (Complete Part II if there is a noncash contribution.)
730		\$ 5000.	Person <input checked="" type="checkbox"/> Payroll <input type="checkbox"/> Noncash <input type="checkbox"/> (Complete Part II if there is a noncash contribution.)
731		\$ 6000.	Person <input checked="" type="checkbox"/> Payroll <input type="checkbox"/> Noncash <input type="checkbox"/> (Complete Part II if there is a noncash contribution.)
732		\$ 6000.	Person <input checked="" type="checkbox"/> Payroll <input type="checkbox"/> Noncash <input type="checkbox"/> (Complete Part II if there is a noncash contribution.)

Name of organization

Employer identification number

Chamber of Commerce of the USA

53-0045720

Part I Contributors (See Specific Instructions.)

(a) No.	(b) Name, address, and ZIP + 4	(c) Aggregate contributions	(d) Type of contribution
733		\$ 6000.	Person <input checked="" type="checkbox"/> Payroll <input type="checkbox"/> Noncash <input type="checkbox"/> (Complete Part II if there is a noncash contribution.)
734		\$ 6000.	Person <input checked="" type="checkbox"/> Payroll <input type="checkbox"/> Noncash <input type="checkbox"/> (Complete Part II if there is a noncash contribution.)
735		\$ 6000.	Person <input checked="" type="checkbox"/> Payroll <input type="checkbox"/> Noncash <input type="checkbox"/> (Complete Part II if there is a noncash contribution.)
736		\$ 25000.	Person <input checked="" type="checkbox"/> Payroll <input type="checkbox"/> Noncash <input type="checkbox"/> (Complete Part II if there is a noncash contribution.)
737		\$ 15000.	Person <input checked="" type="checkbox"/> Payroll <input type="checkbox"/> Noncash <input type="checkbox"/> (Complete Part II if there is a noncash contribution.)
738		\$ 10000.	Person <input checked="" type="checkbox"/> Payroll <input type="checkbox"/> Noncash <input type="checkbox"/> (Complete Part II if there is a noncash contribution.)

Name of organization

Employer identification number

Chamber of Commerce of the USA

53-0045720

Part I Contributors (See Specific Instructions.)

(a) No.	(b) Name, address, and ZIP + 4	(c) Aggregate contributions	(d) Type of contribution
739		\$ 100000.	Person <input checked="" type="checkbox"/> Payroll <input type="checkbox"/> Noncash <input type="checkbox"/> (Complete Part II if there is a noncash contribution.)
740		\$ 25000.	Person <input checked="" type="checkbox"/> Payroll <input type="checkbox"/> Noncash <input type="checkbox"/> (Complete Part II if there is a noncash contribution.)
741		\$ 25000.	Person <input checked="" type="checkbox"/> Payroll <input type="checkbox"/> Noncash <input type="checkbox"/> (Complete Part II if there is a noncash contribution.)
742		\$ 100000.	Person <input checked="" type="checkbox"/> Payroll <input type="checkbox"/> Noncash <input type="checkbox"/> (Complete Part II if there is a noncash contribution.)
743		\$ 15000.	Person <input checked="" type="checkbox"/> Payroll <input type="checkbox"/> Noncash <input type="checkbox"/> (Complete Part II if there is a noncash contribution.)
744		\$ 7500.	Person <input checked="" type="checkbox"/> Payroll <input type="checkbox"/> Noncash <input type="checkbox"/> (Complete Part II if there is a noncash contribution.)

Name of organization

Employer identification number

Chamber of Commerce of the USA

53-0045720

Part I Contributors (See Specific Instructions.)

(a) No.	(b) Name, address, and ZIP + 4	(c) Aggregate contributions	(d) Type of contribution
745		\$ 7455.	Person <input checked="" type="checkbox"/> Payroll <input type="checkbox"/> Noncash <input type="checkbox"/> (Complete Part II if there is a noncash contribution.)
746		\$ 6000.	Person <input checked="" type="checkbox"/> Payroll <input type="checkbox"/> Noncash <input type="checkbox"/> (Complete Part II if there is a noncash contribution.)
747		\$ 100000.	Person <input checked="" type="checkbox"/> Payroll <input type="checkbox"/> Noncash <input type="checkbox"/> (Complete Part II if there is a noncash contribution.)
748		\$ 10000.	Person <input checked="" type="checkbox"/> Payroll <input type="checkbox"/> Noncash <input type="checkbox"/> (Complete Part II if there is a noncash contribution.)
749		\$ 10000.	Person <input checked="" type="checkbox"/> Payroll <input type="checkbox"/> Noncash <input type="checkbox"/> (Complete Part II if there is a noncash contribution.)
750		\$ 10000.	Person <input checked="" type="checkbox"/> Payroll <input type="checkbox"/> Noncash <input type="checkbox"/> (Complete Part II if there is a noncash contribution.)

Name of organization

Employer identification number

Chamber of Commerce of the USA

53-0045720

Part I Contributors (See Specific Instructions.)

(a) No.	(b) Name, address, and ZIP + 4	(c) Aggregate contributions	(d) Type of contribution
751		\$ 30000.	Person <input checked="" type="checkbox"/> Payroll <input type="checkbox"/> Noncash <input type="checkbox"/> (Complete Part II if there is a noncash contribution.)
752		\$ 15000.	Person <input checked="" type="checkbox"/> Payroll <input type="checkbox"/> Noncash <input type="checkbox"/> (Complete Part II if there is a noncash contribution.)
753		\$ 10000.	Person <input checked="" type="checkbox"/> Payroll <input type="checkbox"/> Noncash <input type="checkbox"/> (Complete Part II if there is a noncash contribution.)
754		\$ 6000.	Person <input checked="" type="checkbox"/> Payroll <input type="checkbox"/> Noncash <input type="checkbox"/> (Complete Part II if there is a noncash contribution.)
755		\$ 7500.	Person <input checked="" type="checkbox"/> Payroll <input type="checkbox"/> Noncash <input type="checkbox"/> (Complete Part II if there is a noncash contribution.)
756		\$ 1500.	Person <input checked="" type="checkbox"/> Payroll <input type="checkbox"/> Noncash <input type="checkbox"/> (Complete Part II if there is a noncash contribution.)

Name of organization

Employer identification number

Chamber of Commerce of the USA

53-0045720

Part I Contributors (See Specific Instructions.)

(a) No.	(b) Name, address, and ZIP + 4	(c) Aggregate contributions	(d) Type of contribution
757		\$ 6000.	Person <input checked="" type="checkbox"/> Payroll <input type="checkbox"/> Noncash <input type="checkbox"/> (Complete Part II if there is a noncash contribution.)
758		\$ 100000.	Person <input checked="" type="checkbox"/> Payroll <input type="checkbox"/> Noncash <input type="checkbox"/> (Complete Part II if there is a noncash contribution.)
759		\$ 5000.	Person <input checked="" type="checkbox"/> Payroll <input type="checkbox"/> Noncash <input type="checkbox"/> (Complete Part II if there is a noncash contribution.)
760		\$ 6000.	Person <input checked="" type="checkbox"/> Payroll <input type="checkbox"/> Noncash <input type="checkbox"/> (Complete Part II if there is a noncash contribution.)
761		\$ 6000.	Person <input checked="" type="checkbox"/> Payroll <input type="checkbox"/> Noncash <input type="checkbox"/> (Complete Part II if there is a noncash contribution.)
762		\$ 6000.	Person <input checked="" type="checkbox"/> Payroll <input type="checkbox"/> Noncash <input type="checkbox"/> (Complete Part II if there is a noncash contribution.)

Name of organization Chamber of Commerce of the USA	Employer identification number 53-0045720
---	---

Part I Contributors (See Specific Instructions.)

(a) No.	(b) Name, address, and ZIP + 4	(c) Aggregate contributions	(d) Type of contribution
763		\$ <u>6000.</u>	Person <input checked="" type="checkbox"/> Payroll <input type="checkbox"/> Noncash <input type="checkbox"/> (Complete Part II if there is a noncash contribution.)
764		\$ <u>6000.</u>	Person <input checked="" type="checkbox"/> Payroll <input type="checkbox"/> Noncash <input type="checkbox"/> (Complete Part II if there is a noncash contribution.)
765		\$ <u>15000.</u>	Person <input checked="" type="checkbox"/> Payroll <input type="checkbox"/> Noncash <input type="checkbox"/> (Complete Part II if there is a noncash contribution.)
766		\$ <u>10000.</u>	Person <input checked="" type="checkbox"/> Payroll <input type="checkbox"/> Noncash <input type="checkbox"/> (Complete Part II if there is a noncash contribution.)
767		\$ <u>100000.</u>	Person <input checked="" type="checkbox"/> Payroll <input type="checkbox"/> Noncash <input type="checkbox"/> (Complete Part II if there is a noncash contribution.)
768		\$ <u>500000.</u>	Person <input checked="" type="checkbox"/> Payroll <input type="checkbox"/> Noncash <input type="checkbox"/> (Complete Part II if there is a noncash contribution.)

Name of organization

Employer identification number

Chamber of Commerce of the USA

53-0045720

Part I Contributors (See Specific Instructions.)

(a) No.	(b) Name, address, and ZIP + 4	(c) Aggregate contributions	(d) Type of contribution
769		\$ 500000.	Person <input checked="" type="checkbox"/> Payroll <input type="checkbox"/> Noncash <input type="checkbox"/> (Complete Part II if there is a noncash contribution.)
770		\$ 25000.	Person <input checked="" type="checkbox"/> Payroll <input type="checkbox"/> Noncash <input type="checkbox"/> (Complete Part II if there is a noncash contribution.)
771		\$ 5000.	Person <input checked="" type="checkbox"/> Payroll <input type="checkbox"/> Noncash <input type="checkbox"/> (Complete Part II if there is a noncash contribution.)
772		\$ 25000.	Person <input checked="" type="checkbox"/> Payroll <input type="checkbox"/> Noncash <input type="checkbox"/> (Complete Part II if there is a noncash contribution.)
773		\$ 25000.	Person <input checked="" type="checkbox"/> Payroll <input type="checkbox"/> Noncash <input type="checkbox"/> (Complete Part II if there is a noncash contribution.)
774		\$ 100000.	Person <input checked="" type="checkbox"/> Payroll <input type="checkbox"/> Noncash <input type="checkbox"/> (Complete Part II if there is a noncash contribution.)

Name of organization Chamber of Commerce of the USA	Employer identification number 53-0045720
---	---

Part I Contributors (See Specific Instructions.)

(a) No.	(b) Name, address, and ZIP + 4	(c) Aggregate contributions	(d) Type of contribution
775		\$ <u>100000.</u>	Person <input checked="" type="checkbox"/> Payroll <input type="checkbox"/> Noncash <input type="checkbox"/> (Complete Part II if there is a noncash contribution.)
776		\$ <u>25000.</u>	Person <input checked="" type="checkbox"/> Payroll <input type="checkbox"/> Noncash <input type="checkbox"/> (Complete Part II if there is a noncash contribution.)
777		\$ <u>5000.</u>	Person <input checked="" type="checkbox"/> Payroll <input type="checkbox"/> Noncash <input type="checkbox"/> (Complete Part II if there is a noncash contribution.)
778		\$ <u>5000.</u>	Person <input checked="" type="checkbox"/> Payroll <input type="checkbox"/> Noncash <input type="checkbox"/> (Complete Part II if there is a noncash contribution.)
779		\$ <u>7500.</u>	Person <input checked="" type="checkbox"/> Payroll <input type="checkbox"/> Noncash <input type="checkbox"/> (Complete Part II if there is a noncash contribution.)
780		\$ <u>25000.</u>	Person <input checked="" type="checkbox"/> Payroll <input type="checkbox"/> Noncash <input type="checkbox"/> (Complete Part II if there is a noncash contribution.)

Name of organization Chamber of Commerce of the USA	Employer identification number 53-0045720
---	---

Part I Contributors (See Specific Instructions.)

(a) No.	(b) Name, address, and ZIP + 4	(c) Aggregate contributions	(d) Type of contribution
781		\$ 25000.	Person <input checked="" type="checkbox"/> Payroll <input type="checkbox"/> Noncash <input type="checkbox"/> (Complete Part II if there is a noncash contribution.)
782		\$ 8000.	Person <input checked="" type="checkbox"/> Payroll <input type="checkbox"/> Noncash <input type="checkbox"/> (Complete Part II if there is a noncash contribution.)
783		\$ 7500.	Person <input checked="" type="checkbox"/> Payroll <input type="checkbox"/> Noncash <input type="checkbox"/> (Complete Part II if there is a noncash contribution.)
784		\$ 100000.	Person <input checked="" type="checkbox"/> Payroll <input type="checkbox"/> Noncash <input type="checkbox"/> (Complete Part II if there is a noncash contribution.)
785		\$ 2500.	Person <input checked="" type="checkbox"/> Payroll <input type="checkbox"/> Noncash <input type="checkbox"/> (Complete Part II if there is a noncash contribution.)
786		\$ 2500.	Person <input checked="" type="checkbox"/> Payroll <input type="checkbox"/> Noncash <input type="checkbox"/> (Complete Part II if there is a noncash contribution.)

Name of organization Chamber of Commerce of the USA	Employer identification number 53-0045720
---	---

Part I Contributors (See Specific Instructions.)

(a) No.	(b) Name, address, and ZIP + 4	(c) Aggregate contributions	(d) Type of contribution
787		\$ <u>7500.</u>	Person <input checked="" type="checkbox"/> Payroll <input type="checkbox"/> Noncash <input type="checkbox"/> (Complete Part II if there is a noncash contribution.)
788		\$ <u>50000.</u>	Person <input checked="" type="checkbox"/> Payroll <input type="checkbox"/> Noncash <input type="checkbox"/> (Complete Part II if there is a noncash contribution.)
789		\$ <u>50000.</u>	Person <input checked="" type="checkbox"/> Payroll <input type="checkbox"/> Noncash <input type="checkbox"/> (Complete Part II if there is a noncash contribution.)
790		\$ <u>25000.</u>	Person <input checked="" type="checkbox"/> Payroll <input type="checkbox"/> Noncash <input type="checkbox"/> (Complete Part II if there is a noncash contribution.)
791		\$ <u>50000.</u>	Person <input checked="" type="checkbox"/> Payroll <input type="checkbox"/> Noncash <input type="checkbox"/> (Complete Part II if there is a noncash contribution.)
792		\$ <u>100000.</u>	Person <input checked="" type="checkbox"/> Payroll <input type="checkbox"/> Noncash <input type="checkbox"/> (Complete Part II if there is a noncash contribution.)

Name of organization

Employer identification number

Chamber of Commerce of the USA

53-0045720

Part I Contributors (See Specific Instructions.)

(a) No.	(b) Name, address, and ZIP + 4	(c) Aggregate contributions	(d) Type of contribution
793		\$ 25000.	Person <input checked="" type="checkbox"/> Payroll <input type="checkbox"/> Noncash <input type="checkbox"/> (Complete Part II if there is a noncash contribution.)
794		\$ 25000.	Person <input checked="" type="checkbox"/> Payroll <input type="checkbox"/> Noncash <input type="checkbox"/> (Complete Part II if there is a noncash contribution.)
795		\$ 75000.	Person <input checked="" type="checkbox"/> Payroll <input type="checkbox"/> Noncash <input type="checkbox"/> (Complete Part II if there is a noncash contribution.)
796		\$ 50000.	Person <input checked="" type="checkbox"/> Payroll <input type="checkbox"/> Noncash <input type="checkbox"/> (Complete Part II if there is a noncash contribution.)
797		\$ 3500.	Person <input checked="" type="checkbox"/> Payroll <input type="checkbox"/> Noncash <input type="checkbox"/> (Complete Part II if there is a noncash contribution.)
798		\$ 3000000.	Person <input checked="" type="checkbox"/> Payroll <input type="checkbox"/> Noncash <input type="checkbox"/> (Complete Part II if there is a noncash contribution.)

Name of organization

Employer identification number

Chamber of Commerce of the USA

53-0045720

Part I Contributors (See Specific Instructions.)

(a) No.	(b) Name, address, and ZIP + 4	(c) Aggregate contributions	(d) Type of contribution
799		\$ 6000.	Person <input checked="" type="checkbox"/> Payroll <input type="checkbox"/> Noncash <input type="checkbox"/> (Complete Part II if there is a noncash contribution.)
800		\$ 52500.	Person <input checked="" type="checkbox"/> Payroll <input type="checkbox"/> Noncash <input type="checkbox"/> (Complete Part II if there is a noncash contribution.)
801		\$ 15000.	Person <input checked="" type="checkbox"/> Payroll <input type="checkbox"/> Noncash <input type="checkbox"/> (Complete Part II if there is a noncash contribution.)
802		\$ 500000.	Person <input checked="" type="checkbox"/> Payroll <input type="checkbox"/> Noncash <input type="checkbox"/> (Complete Part II if there is a noncash contribution.)
803		\$ 6326.	Person <input checked="" type="checkbox"/> Payroll <input type="checkbox"/> Noncash <input type="checkbox"/> (Complete Part II if there is a noncash contribution.)
804		\$ 93674.	Person <input checked="" type="checkbox"/> Payroll <input type="checkbox"/> Noncash <input type="checkbox"/> (Complete Part II if there is a noncash contribution.)

Name of organization

Employer identification number

Chamber of Commerce of the USA

53-0045720

Part I Contributors (See Specific Instructions.)

(a) No.	(b) Name, address, and ZIP + 4	(c) Aggregate contributions	(d) Type of contribution
805		\$ 10000.	Person <input checked="" type="checkbox"/> Payroll <input type="checkbox"/> Noncash <input type="checkbox"/> (Complete Part II if there is a noncash contribution.)
806		\$ 100000.	Person <input checked="" type="checkbox"/> Payroll <input type="checkbox"/> Noncash <input type="checkbox"/> (Complete Part II if there is a noncash contribution.)
807		\$ 50000.	Person <input checked="" type="checkbox"/> Payroll <input type="checkbox"/> Noncash <input type="checkbox"/> (Complete Part II if there is a noncash contribution.)
808		\$ 50000.	Person <input checked="" type="checkbox"/> Payroll <input type="checkbox"/> Noncash <input type="checkbox"/> (Complete Part II if there is a noncash contribution.)
809		\$ 250000.	Person <input checked="" type="checkbox"/> Payroll <input type="checkbox"/> Noncash <input type="checkbox"/> (Complete Part II if there is a noncash contribution.)
810		\$ 30000.	Person <input checked="" type="checkbox"/> Payroll <input type="checkbox"/> Noncash <input type="checkbox"/> (Complete Part II if there is a noncash contribution.)

Name of organization Chamber of Commerce of the USA	Employer identification number 53-0045720
---	---

Part I Contributors (See Specific Instructions.)

(a) No.	(b) Name, address, and ZIP + 4	(c) Aggregate contributions	(d) Type of contribution
811		\$ <u>5670.</u>	Person <input checked="" type="checkbox"/> Payroll <input type="checkbox"/> Noncash <input type="checkbox"/> (Complete Part II if there is a noncash contribution.)
812		\$ <u>2000.</u>	Person <input checked="" type="checkbox"/> Payroll <input type="checkbox"/> Noncash <input type="checkbox"/> (Complete Part II if there is a noncash contribution.)
813		\$ <u>250000.</u>	Person <input checked="" type="checkbox"/> Payroll <input type="checkbox"/> Noncash <input type="checkbox"/> (Complete Part II if there is a noncash contribution.)
814		\$ <u>150000.</u>	Person <input checked="" type="checkbox"/> Payroll <input type="checkbox"/> Noncash <input type="checkbox"/> (Complete Part II if there is a noncash contribution.)
815		\$ <u>5000.</u>	Person <input checked="" type="checkbox"/> Payroll <input type="checkbox"/> Noncash <input type="checkbox"/> (Complete Part II if there is a noncash contribution.)
816		\$ <u>110400.</u>	Person <input checked="" type="checkbox"/> Payroll <input type="checkbox"/> Noncash <input type="checkbox"/> (Complete Part II if there is a noncash contribution.)

Name of organization

Employer identification number

Chamber of Commerce of the USA

53-0045720

Part I Contributors (See Specific Instructions.)

(a) No.	(b) Name, address, and ZIP + 4	(c) Aggregate contributions	(d) Type of contribution
817		\$ 220000.	Person <input checked="" type="checkbox"/> Payroll <input type="checkbox"/> Noncash <input type="checkbox"/> (Complete Part II if there is a noncash contribution.)
818		\$ 10000.	Person <input checked="" type="checkbox"/> Payroll <input type="checkbox"/> Noncash <input type="checkbox"/> (Complete Part II if there is a noncash contribution.)
819		\$ 100000.	Person <input checked="" type="checkbox"/> Payroll <input type="checkbox"/> Noncash <input type="checkbox"/> (Complete Part II if there is a noncash contribution.)
820		\$ 48000.	Person <input checked="" type="checkbox"/> Payroll <input type="checkbox"/> Noncash <input type="checkbox"/> (Complete Part II if there is a noncash contribution.)
821		\$ 15000.	Person <input checked="" type="checkbox"/> Payroll <input type="checkbox"/> Noncash <input type="checkbox"/> (Complete Part II if there is a noncash contribution.)
822		\$ 2000.	Person <input checked="" type="checkbox"/> Payroll <input type="checkbox"/> Noncash <input type="checkbox"/> (Complete Part II if there is a noncash contribution.)

Name of organization

Employer identification number

Chamber of Commerce of the USA

53-0045720

Part I Contributors (See Specific Instructions.)

(a) No.	(b) Name, address, and ZIP + 4	(c) Aggregate contributions	(d) Type of contribution
823		\$ 50000.	Person <input checked="" type="checkbox"/> Payroll <input type="checkbox"/> Noncash <input type="checkbox"/> (Complete Part II if there is a noncash contribution.)
824		\$ 10000.	Person <input checked="" type="checkbox"/> Payroll <input type="checkbox"/> Noncash <input type="checkbox"/> (Complete Part II if there is a noncash contribution.)
825		\$ 10000.	Person <input checked="" type="checkbox"/> Payroll <input type="checkbox"/> Noncash <input type="checkbox"/> (Complete Part II if there is a noncash contribution.)
826		\$ 3500.	Person <input checked="" type="checkbox"/> Payroll <input type="checkbox"/> Noncash <input type="checkbox"/> (Complete Part II if there is a noncash contribution.)
827		\$ 15000.	Person <input checked="" type="checkbox"/> Payroll <input type="checkbox"/> Noncash <input type="checkbox"/> (Complete Part II if there is a noncash contribution.)
828		\$ 15000.	Person <input checked="" type="checkbox"/> Payroll <input type="checkbox"/> Noncash <input type="checkbox"/> (Complete Part II if there is a noncash contribution.)

Name of organization

Employer identification number

Chamber of Commerce of the USA

53-0045720

Part I Contributors (See Specific Instructions.)

(a) No.	(b) Name, address, and ZIP + 4	(c) Aggregate contributions	(d) Type of contribution
829		\$ 6000.	Person <input checked="" type="checkbox"/> Payroll <input type="checkbox"/> Noncash <input type="checkbox"/> (Complete Part II if there is a noncash contribution.)
830		\$ 5000.	Person <input checked="" type="checkbox"/> Payroll <input type="checkbox"/> Noncash <input type="checkbox"/> (Complete Part II if there is a noncash contribution.)
831		\$ 10000.	Person <input checked="" type="checkbox"/> Payroll <input type="checkbox"/> Noncash <input type="checkbox"/> (Complete Part II if there is a noncash contribution.)
832		\$ 250000.	Person <input checked="" type="checkbox"/> Payroll <input type="checkbox"/> Noncash <input type="checkbox"/> (Complete Part II if there is a noncash contribution.)
833		\$ 450000.	Person <input checked="" type="checkbox"/> Payroll <input type="checkbox"/> Noncash <input type="checkbox"/> (Complete Part II if there is a noncash contribution.)
834		\$ 5000.	Person <input checked="" type="checkbox"/> Payroll <input type="checkbox"/> Noncash <input type="checkbox"/> (Complete Part II if there is a noncash contribution.)

Name of organization

Employer identification number

Chamber of Commerce of the USA

53-0045720

Part I Contributors (See Specific Instructions.)

(a) No.	(b) Name, address, and ZIP + 4	(c) Aggregate contributions	(d) Type of contribution
835		\$ 15000.	Person <input checked="" type="checkbox"/> Payroll <input type="checkbox"/> Noncash <input type="checkbox"/> (Complete Part II if there is a noncash contribution.)
836		\$ 14993.	Person <input checked="" type="checkbox"/> Payroll <input type="checkbox"/> Noncash <input type="checkbox"/> (Complete Part II if there is a noncash contribution.)
837		\$ 100000.	Person <input checked="" type="checkbox"/> Payroll <input type="checkbox"/> Noncash <input type="checkbox"/> (Complete Part II if there is a noncash contribution.)
838		\$ 7500.	Person <input checked="" type="checkbox"/> Payroll <input type="checkbox"/> Noncash <input type="checkbox"/> (Complete Part II if there is a noncash contribution.)
839		\$ 100000.	Person <input checked="" type="checkbox"/> Payroll <input type="checkbox"/> Noncash <input type="checkbox"/> (Complete Part II if there is a noncash contribution.)
840		\$ 25000.	Person <input checked="" type="checkbox"/> Payroll <input type="checkbox"/> Noncash <input type="checkbox"/> (Complete Part II if there is a noncash contribution.)

Name of organization

Employer identification number

Chamber of Commerce of the USA

53-0045720

Part I Contributors (See Specific Instructions.)

(a) No.	(b) Name, address, and ZIP + 4	(c) Aggregate contributions	(d) Type of contribution
841		\$ 10000.	Person <input checked="" type="checkbox"/> Payroll <input type="checkbox"/> Noncash <input type="checkbox"/> (Complete Part II if there is a noncash contribution.)
842		\$ 50000.	Person <input checked="" type="checkbox"/> Payroll <input type="checkbox"/> Noncash <input type="checkbox"/> (Complete Part II if there is a noncash contribution.)
843		\$ 5000.	Person <input checked="" type="checkbox"/> Payroll <input type="checkbox"/> Noncash <input type="checkbox"/> (Complete Part II if there is a noncash contribution.)
844		\$ 1000.	Person <input checked="" type="checkbox"/> Payroll <input type="checkbox"/> Noncash <input type="checkbox"/> (Complete Part II if there is a noncash contribution.)
845		\$ 1375.	Person <input checked="" type="checkbox"/> Payroll <input type="checkbox"/> Noncash <input type="checkbox"/> (Complete Part II if there is a noncash contribution.)
846		\$ 1625.	Person <input checked="" type="checkbox"/> Payroll <input type="checkbox"/> Noncash <input type="checkbox"/> (Complete Part II if there is a noncash contribution.)

Name of organization Chamber of Commerce of the USA	Employer identification number 53-0045720
---	---

Part I Contributors (See Specific Instructions.)

(a) No.	(b) Name, address, and ZIP + 4	(c) Aggregate contributions	(d) Type of contribution
847		\$ <u>1000.</u>	Person <input checked="" type="checkbox"/> Payroll <input type="checkbox"/> Noncash <input type="checkbox"/> (Complete Part II if there is a noncash contribution.)
848		\$ <u>5000.</u>	Person <input checked="" type="checkbox"/> Payroll <input type="checkbox"/> Noncash <input type="checkbox"/> (Complete Part II if there is a noncash contribution.)
849		\$ <u>100000.</u>	Person <input checked="" type="checkbox"/> Payroll <input type="checkbox"/> Noncash <input type="checkbox"/> (Complete Part II if there is a noncash contribution.)
850		\$ <u>100000.</u>	Person <input checked="" type="checkbox"/> Payroll <input type="checkbox"/> Noncash <input type="checkbox"/> (Complete Part II if there is a noncash contribution.)
851		\$ <u>100000.</u>	Person <input checked="" type="checkbox"/> Payroll <input type="checkbox"/> Noncash <input type="checkbox"/> (Complete Part II if there is a noncash contribution.)
852		\$ <u>32874.</u>	Person <input checked="" type="checkbox"/> Payroll <input type="checkbox"/> Noncash <input type="checkbox"/> (Complete Part II if there is a noncash contribution.)

Name of organization

Employer identification number

Chamber of Commerce of the USA

53-0045720

Part I Contributors (See Specific Instructions.)

(a) No.	(b) Name, address, and ZIP + 4	(c) Aggregate contributions	(d) Type of contribution
853		\$ 7500.	Person <input checked="" type="checkbox"/> Payroll <input type="checkbox"/> Noncash <input type="checkbox"/> (Complete Part II if there is a noncash contribution.)
854		\$ 3500.	Person <input checked="" type="checkbox"/> Payroll <input type="checkbox"/> Noncash <input type="checkbox"/> (Complete Part II if there is a noncash contribution.)
855		\$ 5000.	Person <input checked="" type="checkbox"/> Payroll <input type="checkbox"/> Noncash <input type="checkbox"/> (Complete Part II if there is a noncash contribution.)
856		\$ 7000.	Person <input checked="" type="checkbox"/> Payroll <input type="checkbox"/> Noncash <input type="checkbox"/> (Complete Part II if there is a noncash contribution.)
857		\$ 50000.	Person <input checked="" type="checkbox"/> Payroll <input type="checkbox"/> Noncash <input type="checkbox"/> (Complete Part II if there is a noncash contribution.)
858		\$ 10000.	Person <input checked="" type="checkbox"/> Payroll <input type="checkbox"/> Noncash <input type="checkbox"/> (Complete Part II if there is a noncash contribution.)

Name of organization Chamber of Commerce of the USA	Employer identification number 53-0045720
---	---

Part I Contributors (See Specific Instructions.)

(a) No.	(b) Name, address, and ZIP + 4	(c) Aggregate contributions	(d) Type of contribution
859		\$ 25000.	Person <input checked="" type="checkbox"/> Payroll <input type="checkbox"/> Noncash <input type="checkbox"/> (Complete Part II if there is a noncash contribution.)
860		\$ 7500.	Person <input checked="" type="checkbox"/> Payroll <input type="checkbox"/> Noncash <input type="checkbox"/> (Complete Part II if there is a noncash contribution.)
861		\$ 6000.	Person <input checked="" type="checkbox"/> Payroll <input type="checkbox"/> Noncash <input type="checkbox"/> (Complete Part II if there is a noncash contribution.)
862		\$ 100000.	Person <input checked="" type="checkbox"/> Payroll <input type="checkbox"/> Noncash <input type="checkbox"/> (Complete Part II if there is a noncash contribution.)
863		\$ 10000.	Person <input checked="" type="checkbox"/> Payroll <input type="checkbox"/> Noncash <input type="checkbox"/> (Complete Part II if there is a noncash contribution.)
864		\$ 9000.	Person <input checked="" type="checkbox"/> Payroll <input type="checkbox"/> Noncash <input type="checkbox"/> (Complete Part II if there is a noncash contribution.)

Name of organization Chamber of Commerce of the USA	Employer identification number 53-0045720
---	---

Part I Contributors (See Specific Instructions.)

(a) No.	(b) Name, address, and ZIP + 4	(c) Aggregate contributions	(d) Type of contribution
865		\$ <u>7500.</u>	Person <input checked="" type="checkbox"/> Payroll <input type="checkbox"/> Noncash <input type="checkbox"/> (Complete Part II if there is a noncash contribution.)
866		\$ <u>30000.</u>	Person <input checked="" type="checkbox"/> Payroll <input type="checkbox"/> Noncash <input type="checkbox"/> (Complete Part II if there is a noncash contribution.)
867		\$ <u>100000.</u>	Person <input checked="" type="checkbox"/> Payroll <input type="checkbox"/> Noncash <input type="checkbox"/> (Complete Part II if there is a noncash contribution.)
868		\$ <u>100000.</u>	Person <input checked="" type="checkbox"/> Payroll <input type="checkbox"/> Noncash <input type="checkbox"/> (Complete Part II if there is a noncash contribution.)
869		\$ <u>10000.</u>	Person <input checked="" type="checkbox"/> Payroll <input type="checkbox"/> Noncash <input type="checkbox"/> (Complete Part II if there is a noncash contribution.)
870		\$ <u>100000.</u>	Person <input checked="" type="checkbox"/> Payroll <input type="checkbox"/> Noncash <input type="checkbox"/> (Complete Part II if there is a noncash contribution.)

Name of organization

Employer identification number

Chamber of Commerce of the USA

53-0045720

Part I Contributors (See Specific Instructions.)

(a) No.	(b) Name, address, and ZIP + 4	(c) Aggregate contributions	(d) Type of contribution
871		\$ 5000.	Person <input checked="" type="checkbox"/> Payroll <input type="checkbox"/> Noncash <input type="checkbox"/> (Complete Part II if there is a noncash contribution.)
872		\$ 5000.	Person <input checked="" type="checkbox"/> Payroll <input type="checkbox"/> Noncash <input type="checkbox"/> (Complete Part II if there is a noncash contribution.)
873		\$ 250000.	Person <input checked="" type="checkbox"/> Payroll <input type="checkbox"/> Noncash <input type="checkbox"/> (Complete Part II if there is a noncash contribution.)
874		\$ 13333.	Person <input checked="" type="checkbox"/> Payroll <input type="checkbox"/> Noncash <input type="checkbox"/> (Complete Part II if there is a noncash contribution.)
875		\$ 100000.	Person <input checked="" type="checkbox"/> Payroll <input type="checkbox"/> Noncash <input type="checkbox"/> (Complete Part II if there is a noncash contribution.)
876		\$ 5000.	Person <input checked="" type="checkbox"/> Payroll <input type="checkbox"/> Noncash <input type="checkbox"/> (Complete Part II if there is a noncash contribution.)

Name of organization

Employer identification number

Chamber of Commerce of the USA

53-0045720

Part I Contributors (See Specific Instructions.)

(a) No.	(b) Name, address, and ZIP + 4	(c) Aggregate contributions	(d) Type of contribution
877		\$ 7500.	Person <input checked="" type="checkbox"/> Payroll <input type="checkbox"/> Noncash <input type="checkbox"/> (Complete Part II if there is a noncash contribution.)
878		\$ 7500.	Person <input checked="" type="checkbox"/> Payroll <input type="checkbox"/> Noncash <input type="checkbox"/> (Complete Part II if there is a noncash contribution.)
879		\$ 100000.	Person <input checked="" type="checkbox"/> Payroll <input type="checkbox"/> Noncash <input type="checkbox"/> (Complete Part II if there is a noncash contribution.)
880		\$ 100000.	Person <input checked="" type="checkbox"/> Payroll <input type="checkbox"/> Noncash <input type="checkbox"/> (Complete Part II if there is a noncash contribution.)
881		\$ 47000.	Person <input checked="" type="checkbox"/> Payroll <input type="checkbox"/> Noncash <input type="checkbox"/> (Complete Part II if there is a noncash contribution.)
882		\$ 3000.	Person <input checked="" type="checkbox"/> Payroll <input type="checkbox"/> Noncash <input type="checkbox"/> (Complete Part II if there is a noncash contribution.)

Name of organization

Employer identification number

Chamber of Commerce of the USA

53-0045720

Part I Contributors (See Specific Instructions.)

(a) No.	(b) Name, address, and ZIP + 4	(c) Aggregate contributions	(d) Type of contribution
883		\$ 100000.	Person <input checked="" type="checkbox"/> Payroll <input type="checkbox"/> Noncash <input type="checkbox"/> (Complete Part II if there is a noncash contribution.)
884		\$ 6351.	Person <input checked="" type="checkbox"/> Payroll <input type="checkbox"/> Noncash <input type="checkbox"/> (Complete Part II if there is a noncash contribution.)
885		\$ 6859.	Person <input checked="" type="checkbox"/> Payroll <input type="checkbox"/> Noncash <input type="checkbox"/> (Complete Part II if there is a noncash contribution.)
886		\$ 1200.	Person <input checked="" type="checkbox"/> Payroll <input type="checkbox"/> Noncash <input type="checkbox"/> (Complete Part II if there is a noncash contribution.)
887		\$ 1200.	Person <input checked="" type="checkbox"/> Payroll <input type="checkbox"/> Noncash <input type="checkbox"/> (Complete Part II if there is a noncash contribution.)
888		\$ 7500.	Person <input checked="" type="checkbox"/> Payroll <input type="checkbox"/> Noncash <input type="checkbox"/> (Complete Part II if there is a noncash contribution.)

Name of organization

Employer identification number

Chamber of Commerce of the USA

53-0045720

Part I Contributors (See Specific Instructions.)

(a) No.	(b) Name, address, and ZIP + 4	(c) Aggregate contributions	(d) Type of contribution
889		\$ 1200.	Person <input checked="" type="checkbox"/> Payroll <input type="checkbox"/> Noncash <input type="checkbox"/> (Complete Part II if there is a noncash contribution.)
890		\$ 1900.	Person <input checked="" type="checkbox"/> Payroll <input type="checkbox"/> Noncash <input type="checkbox"/> (Complete Part II if there is a noncash contribution.)
891		\$ 15000.	Person <input checked="" type="checkbox"/> Payroll <input type="checkbox"/> Noncash <input type="checkbox"/> (Complete Part II if there is a noncash contribution.)
892		\$ 1300.	Person <input checked="" type="checkbox"/> Payroll <input type="checkbox"/> Noncash <input type="checkbox"/> (Complete Part II if there is a noncash contribution.)
893		\$ 1600.	Person <input checked="" type="checkbox"/> Payroll <input type="checkbox"/> Noncash <input type="checkbox"/> (Complete Part II if there is a noncash contribution.)
894		\$ 50000.	Person <input checked="" type="checkbox"/> Payroll <input type="checkbox"/> Noncash <input type="checkbox"/> (Complete Part II if there is a noncash contribution.)

Name of organization Chamber of Commerce of the USA	Employer identification number 53-0045720
---	---

Part I Contributors (See Specific Instructions.)

(a) No.	(b) Name, address, and ZIP + 4	(c) Aggregate contributions	(d) Type of contribution
895		\$ 50000.	Person <input checked="" type="checkbox"/> Payroll <input type="checkbox"/> Noncash <input type="checkbox"/> (Complete Part II if there is a noncash contribution.)
896		\$ 100000.	Person <input checked="" type="checkbox"/> Payroll <input type="checkbox"/> Noncash <input type="checkbox"/> (Complete Part II if there is a noncash contribution.)
897		\$ 7500.	Person <input checked="" type="checkbox"/> Payroll <input type="checkbox"/> Noncash <input type="checkbox"/> (Complete Part II if there is a noncash contribution.)
898		\$ 15000.	Person <input checked="" type="checkbox"/> Payroll <input type="checkbox"/> Noncash <input type="checkbox"/> (Complete Part II if there is a noncash contribution.)
899		\$ 2000.	Person <input checked="" type="checkbox"/> Payroll <input type="checkbox"/> Noncash <input type="checkbox"/> (Complete Part II if there is a noncash contribution.)
900		\$ 50000.	Person <input checked="" type="checkbox"/> Payroll <input type="checkbox"/> Noncash <input type="checkbox"/> (Complete Part II if there is a noncash contribution.)

Name of organization

Employer identification number

Chamber of Commerce of the USA

53-0045720

Part I Contributors (See Specific Instructions.)

(a) No.	(b) Name, address, and ZIP + 4	(c) Aggregate contributions	(d) Type of contribution
901		\$ 3500.	Person <input checked="" type="checkbox"/> Payroll <input type="checkbox"/> Noncash <input type="checkbox"/> (Complete Part II if there is a noncash contribution.)
902		\$ 3000.	Person <input checked="" type="checkbox"/> Payroll <input type="checkbox"/> Noncash <input type="checkbox"/> (Complete Part II if there is a noncash contribution.)
903		\$ 2000.	Person <input checked="" type="checkbox"/> Payroll <input type="checkbox"/> Noncash <input type="checkbox"/> (Complete Part II if there is a noncash contribution.)
904		\$ 3000.	Person <input checked="" type="checkbox"/> Payroll <input type="checkbox"/> Noncash <input type="checkbox"/> (Complete Part II if there is a noncash contribution.)
905		\$ 2000.	Person <input checked="" type="checkbox"/> Payroll <input type="checkbox"/> Noncash <input type="checkbox"/> (Complete Part II if there is a noncash contribution.)
906		\$ 3000.	Person <input checked="" type="checkbox"/> Payroll <input type="checkbox"/> Noncash <input type="checkbox"/> (Complete Part II if there is a noncash contribution.)

Name of organization

Employer identification number

Chamber of Commerce of the USA

53-0045720

Part I Contributors (See Specific Instructions.)

(a) No.	(b) Name, address, and ZIP + 4	(c) Aggregate contributions	(d) Type of contribution
907		\$ 30000.	Person <input checked="" type="checkbox"/> Payroll <input type="checkbox"/> Noncash <input type="checkbox"/> (Complete Part II if there is a noncash contribution.)
908		\$ 10000.	Person <input checked="" type="checkbox"/> Payroll <input type="checkbox"/> Noncash <input type="checkbox"/> (Complete Part II if there is a noncash contribution.)
909		\$ 5000.	Person <input checked="" type="checkbox"/> Payroll <input type="checkbox"/> Noncash <input type="checkbox"/> (Complete Part II if there is a noncash contribution.)
910		\$ 100000.	Person <input checked="" type="checkbox"/> Payroll <input type="checkbox"/> Noncash <input type="checkbox"/> (Complete Part II if there is a noncash contribution.)
911		\$ 7500.	Person <input checked="" type="checkbox"/> Payroll <input type="checkbox"/> Noncash <input type="checkbox"/> (Complete Part II if there is a noncash contribution.)
912		\$ 15000.	Person <input checked="" type="checkbox"/> Payroll <input type="checkbox"/> Noncash <input type="checkbox"/> (Complete Part II if there is a noncash contribution.)

Name of organization

Employer identification number

Chamber of Commerce of the USA

53-0045720

Part I Contributors (See Specific Instructions.)

(a) No.	(b) Name, address, and ZIP + 4	(c) Aggregate contributions	(d) Type of contribution
913		\$ 15000.	Person <input checked="" type="checkbox"/> Payroll <input type="checkbox"/> Noncash <input type="checkbox"/> (Complete Part II if there is a noncash contribution.)
914		\$ 5000.	Person <input checked="" type="checkbox"/> Payroll <input type="checkbox"/> Noncash <input type="checkbox"/> (Complete Part II if there is a noncash contribution.)
915		\$ 5000.	Person <input checked="" type="checkbox"/> Payroll <input type="checkbox"/> Noncash <input type="checkbox"/> (Complete Part II if there is a noncash contribution.)
916		\$ 50000.	Person <input checked="" type="checkbox"/> Payroll <input type="checkbox"/> Noncash <input type="checkbox"/> (Complete Part II if there is a noncash contribution.)
917		\$ 7500.	Person <input checked="" type="checkbox"/> Payroll <input type="checkbox"/> Noncash <input type="checkbox"/> (Complete Part II if there is a noncash contribution.)
918		\$ 5000.	Person <input checked="" type="checkbox"/> Payroll <input type="checkbox"/> Noncash <input type="checkbox"/> (Complete Part II if there is a noncash contribution.)

Name of organization Chamber of Commerce of the USA	Employer identification number 53-0045720
---	---

Part I Contributors (See Specific Instructions.)

(a) No.	(b) Name, address, and ZIP + 4	(c) Aggregate contributions	(d) Type of contribution
919		\$ 15000.	Person <input checked="" type="checkbox"/> Payroll <input type="checkbox"/> Noncash <input type="checkbox"/> (Complete Part II if there is a noncash contribution.)
920		\$ 100000.	Person <input checked="" type="checkbox"/> Payroll <input type="checkbox"/> Noncash <input type="checkbox"/> (Complete Part II if there is a noncash contribution.)
921		\$ 7500.	Person <input checked="" type="checkbox"/> Payroll <input type="checkbox"/> Noncash <input type="checkbox"/> (Complete Part II if there is a noncash contribution.)
922		\$ 6000.	Person <input checked="" type="checkbox"/> Payroll <input type="checkbox"/> Noncash <input type="checkbox"/> (Complete Part II if there is a noncash contribution.)
923		\$ 100000.	Person <input checked="" type="checkbox"/> Payroll <input type="checkbox"/> Noncash <input type="checkbox"/> (Complete Part II if there is a noncash contribution.)
924		\$ 75000.	Person <input checked="" type="checkbox"/> Payroll <input type="checkbox"/> Noncash <input type="checkbox"/> (Complete Part II if there is a noncash contribution.)

Name of organization

Employer identification number

Chamber of Commerce of the USA

53-0045720

Part I Contributors (See Specific Instructions.)

(a) No.	(b) Name, address, and ZIP + 4	(c) Aggregate contributions	(d) Type of contribution
925		\$ 25000.	Person <input checked="" type="checkbox"/> Payroll <input type="checkbox"/> Noncash <input type="checkbox"/> (Complete Part II if there is a noncash contribution.)
926		\$ 6000.	Person <input checked="" type="checkbox"/> Payroll <input type="checkbox"/> Noncash <input type="checkbox"/> (Complete Part II if there is a noncash contribution.)
927		\$ 7500.	Person <input checked="" type="checkbox"/> Payroll <input type="checkbox"/> Noncash <input type="checkbox"/> (Complete Part II if there is a noncash contribution.)
928		\$ 10000.	Person <input checked="" type="checkbox"/> Payroll <input type="checkbox"/> Noncash <input type="checkbox"/> (Complete Part II if there is a noncash contribution.)
929		\$ 10000.	Person <input checked="" type="checkbox"/> Payroll <input type="checkbox"/> Noncash <input type="checkbox"/> (Complete Part II if there is a noncash contribution.)
930		\$ 100000.	Person <input checked="" type="checkbox"/> Payroll <input type="checkbox"/> Noncash <input type="checkbox"/> (Complete Part II if there is a noncash contribution.)

Name of organization

Employer identification number

Chamber of Commerce of the USA

53-0045720

Part I Contributors (See Specific Instructions.)

(a) No.	(b) Name, address, and ZIP + 4	(c) Aggregate contributions	(d) Type of contribution
931		\$ 10000.	Person <input checked="" type="checkbox"/> Payroll <input type="checkbox"/> Noncash <input type="checkbox"/> (Complete Part II if there is a noncash contribution.)
932		\$ 15000.	Person <input checked="" type="checkbox"/> Payroll <input type="checkbox"/> Noncash <input type="checkbox"/> (Complete Part II if there is a noncash contribution.)
933		\$ 6000.	Person <input checked="" type="checkbox"/> Payroll <input type="checkbox"/> Noncash <input type="checkbox"/> (Complete Part II if there is a noncash contribution.)
934		\$ 15000.	Person <input checked="" type="checkbox"/> Payroll <input type="checkbox"/> Noncash <input type="checkbox"/> (Complete Part II if there is a noncash contribution.)
935		\$ 25000.	Person <input checked="" type="checkbox"/> Payroll <input type="checkbox"/> Noncash <input type="checkbox"/> (Complete Part II if there is a noncash contribution.)
936		\$ 7500.	Person <input checked="" type="checkbox"/> Payroll <input type="checkbox"/> Noncash <input type="checkbox"/> (Complete Part II if there is a noncash contribution.)

Name of organization

Employer identification number

Chamber of Commerce of the USA

53-0045720

Part I Contributors (See Specific Instructions.)

(a) No.	(b) Name, address, and ZIP + 4	(c) Aggregate contributions	(d) Type of contribution
937		\$ 10000.	Person <input checked="" type="checkbox"/> Payroll <input type="checkbox"/> Noncash <input type="checkbox"/> (Complete Part II if there is a noncash contribution.)
938		\$ 100000.	Person <input checked="" type="checkbox"/> Payroll <input type="checkbox"/> Noncash <input type="checkbox"/> (Complete Part II if there is a noncash contribution.)
939		\$ 100000.	Person <input checked="" type="checkbox"/> Payroll <input type="checkbox"/> Noncash <input type="checkbox"/> (Complete Part II if there is a noncash contribution.)
940		\$ 15000.	Person <input checked="" type="checkbox"/> Payroll <input type="checkbox"/> Noncash <input type="checkbox"/> (Complete Part II if there is a noncash contribution.)
941		\$ 2000.	Person <input checked="" type="checkbox"/> Payroll <input type="checkbox"/> Noncash <input type="checkbox"/> (Complete Part II if there is a noncash contribution.)
942		\$ 3000.	Person <input checked="" type="checkbox"/> Payroll <input type="checkbox"/> Noncash <input type="checkbox"/> (Complete Part II if there is a noncash contribution.)

Name of organization Chamber of Commerce of the USA	Employer identification number 53-0045720
---	---

Part I: Contributors (See Specific Instructions.)

(a) No.	(b) Name, address, and ZIP + 4	(c) Aggregate contributions	(d) Type of contribution
943		\$ <u>250000.</u>	Person <input checked="" type="checkbox"/> Payroll <input type="checkbox"/> Noncash <input type="checkbox"/> (Complete Part II if there is a noncash contribution.)
944		\$ <u>500000.</u>	Person <input checked="" type="checkbox"/> Payroll <input type="checkbox"/> Noncash <input type="checkbox"/> (Complete Part II if there is a noncash contribution.)
945		\$ <u>7500.</u>	Person <input checked="" type="checkbox"/> Payroll <input type="checkbox"/> Noncash <input type="checkbox"/> (Complete Part II if there is a noncash contribution.)
946		\$ <u>7500.</u>	Person <input checked="" type="checkbox"/> Payroll <input type="checkbox"/> Noncash <input type="checkbox"/> (Complete Part II if there is a noncash contribution.)
947		\$ <u>5000.</u>	Person <input checked="" type="checkbox"/> Payroll <input type="checkbox"/> Noncash <input type="checkbox"/> (Complete Part II if there is a noncash contribution.)
948		\$ <u>15000.</u>	Person <input checked="" type="checkbox"/> Payroll <input type="checkbox"/> Noncash <input type="checkbox"/> (Complete Part II if there is a noncash contribution.)

Name of organization

Employer identification number

Chamber of Commerce of the USA

53-0045720

Part I Contributors (See Specific Instructions.)

(a) No.	(b) Name, address, and ZIP + 4	(c) Aggregate contributions	(d) Type of contribution
949		\$ 15000.	Person <input checked="" type="checkbox"/> Payroll <input type="checkbox"/> Noncash <input type="checkbox"/> (Complete Part II if there is a noncash contribution.)
950		\$ 7500.	Person <input checked="" type="checkbox"/> Payroll <input type="checkbox"/> Noncash <input type="checkbox"/> (Complete Part II if there is a noncash contribution.)
951		\$ 6000.	Person <input checked="" type="checkbox"/> Payroll <input type="checkbox"/> Noncash <input type="checkbox"/> (Complete Part II if there is a noncash contribution.)
952		\$ 25000.	Person <input checked="" type="checkbox"/> Payroll <input type="checkbox"/> Noncash <input type="checkbox"/> (Complete Part II if there is a noncash contribution.)
953		\$ 7500.	Person <input checked="" type="checkbox"/> Payroll <input type="checkbox"/> Noncash <input type="checkbox"/> (Complete Part II if there is a noncash contribution.)
954		\$ 10000.	Person <input checked="" type="checkbox"/> Payroll <input type="checkbox"/> Noncash <input type="checkbox"/> (Complete Part II if there is a noncash contribution.)

Name of organization

Employer identification number

Chamber of Commerce of the USA

53-0045720

Part I Contributors (See Specific Instructions.)

(a) No.	(b) Name, address, and ZIP + 4	(c) Aggregate contributions	(d) Type of contribution
955		\$ 65000.	Person <input checked="" type="checkbox"/> Payroll <input type="checkbox"/> Noncash <input type="checkbox"/> (Complete Part II if there is a noncash contribution.)
956		\$ 35000.	Person <input checked="" type="checkbox"/> Payroll <input type="checkbox"/> Noncash <input type="checkbox"/> (Complete Part II if there is a noncash contribution.)
957		\$ 15000.	Person <input checked="" type="checkbox"/> Payroll <input type="checkbox"/> Noncash <input type="checkbox"/> (Complete Part II if there is a noncash contribution.)
958		\$ 5000.	Person <input checked="" type="checkbox"/> Payroll <input type="checkbox"/> Noncash <input type="checkbox"/> (Complete Part II if there is a noncash contribution.)
959		\$ 100000.	Person <input checked="" type="checkbox"/> Payroll <input type="checkbox"/> Noncash <input type="checkbox"/> (Complete Part II if there is a noncash contribution.)
960		\$ 40000.	Person <input checked="" type="checkbox"/> Payroll <input type="checkbox"/> Noncash <input type="checkbox"/> (Complete Part II if there is a noncash contribution.)

Name of organization

Employer identification number

Chamber of Commerce of the USA

53-0045720

Part I Contributors (See Specific Instructions.)

(a) No.	(b) Name, address, and ZIP + 4	(c) Aggregate contributions	(d) Type of contribution
961		\$ 10000.	Person <input checked="" type="checkbox"/> Payroll <input type="checkbox"/> Noncash <input type="checkbox"/> (Complete Part II if there is a noncash contribution.)
962		\$ 2500.	Person <input checked="" type="checkbox"/> Payroll <input type="checkbox"/> Noncash <input type="checkbox"/> (Complete Part II if there is a noncash contribution.)
963		\$ 2500.	Person <input checked="" type="checkbox"/> Payroll <input type="checkbox"/> Noncash <input type="checkbox"/> (Complete Part II if there is a noncash contribution.)
964		\$ 100000.	Person <input checked="" type="checkbox"/> Payroll <input type="checkbox"/> Noncash <input type="checkbox"/> (Complete Part II if there is a noncash contribution.)
965		\$ 150000.	Person <input checked="" type="checkbox"/> Payroll <input type="checkbox"/> Noncash <input type="checkbox"/> (Complete Part II if there is a noncash contribution.)
966		\$ 50000.	Person <input checked="" type="checkbox"/> Payroll <input type="checkbox"/> Noncash <input type="checkbox"/> (Complete Part II if there is a noncash contribution.)

Name of organization

Employer identification number

Chamber of Commerce of the USA

53-0045720

Part I Contributors (See Specific Instructions.)

(a) No.	(b) Name, address, and ZIP + 4	(c) Aggregate contributions	(d) Type of contribution
967		\$ 2500.	Person <input checked="" type="checkbox"/> Payroll <input type="checkbox"/> Noncash <input type="checkbox"/> (Complete Part II if there is a noncash contribution.)
968		\$ 2500.	Person <input checked="" type="checkbox"/> Payroll <input type="checkbox"/> Noncash <input type="checkbox"/> (Complete Part II if there is a noncash contribution.)
969		\$ 7500.	Person <input checked="" type="checkbox"/> Payroll <input type="checkbox"/> Noncash <input type="checkbox"/> (Complete Part II if there is a noncash contribution.)
970		\$ 1500.	Person <input checked="" type="checkbox"/> Payroll <input type="checkbox"/> Noncash <input type="checkbox"/> (Complete Part II if there is a noncash contribution.)
971		\$ 6000.	Person <input checked="" type="checkbox"/> Payroll <input type="checkbox"/> Noncash <input type="checkbox"/> (Complete Part II if there is a noncash contribution.)
972		\$ 2000.	Person <input checked="" type="checkbox"/> Payroll <input type="checkbox"/> Noncash <input type="checkbox"/> (Complete Part II if there is a noncash contribution.)

Name of organization Chamber of Commerce of the USA	Employer identification number 53-0045720
---	---

Part I Contributors (See Specific Instructions.)

(a) No.	(b) Name, address, and ZIP + 4	(c) Aggregate contributions	(d) Type of contribution
973		\$ <u>20000.</u>	Person <input checked="" type="checkbox"/> Payroll <input type="checkbox"/> Noncash <input type="checkbox"/> (Complete Part II if there is a noncash contribution.)
974		\$ <u>10000.</u>	Person <input checked="" type="checkbox"/> Payroll <input type="checkbox"/> Noncash <input type="checkbox"/> (Complete Part II if there is a noncash contribution.)
975		\$ <u>5000.</u>	Person <input checked="" type="checkbox"/> Payroll <input type="checkbox"/> Noncash <input type="checkbox"/> (Complete Part II if there is a noncash contribution.)
976		\$ <u>7500.</u>	Person <input checked="" type="checkbox"/> Payroll <input type="checkbox"/> Noncash <input type="checkbox"/> (Complete Part II if there is a noncash contribution.)
977		\$ <u>10000.</u>	Person <input checked="" type="checkbox"/> Payroll <input type="checkbox"/> Noncash <input type="checkbox"/> (Complete Part II if there is a noncash contribution.)
978		\$ <u>5000.</u>	Person <input checked="" type="checkbox"/> Payroll <input type="checkbox"/> Noncash <input type="checkbox"/> (Complete Part II if there is a noncash contribution.)

Name of organization Chamber of Commerce of the USA	Employer identification number 53-0045720
---	---

Part I Contributors (See Specific Instructions.)

(a) No.	(b) Name, address, and ZIP + 4	(c) Aggregate contributions	(d) Type of contribution
979		\$ <u>15000.</u>	Person <input checked="" type="checkbox"/> Payroll <input type="checkbox"/> Noncash <input type="checkbox"/> (Complete Part II if there is a noncash contribution.)
980		\$ <u>6000.</u>	Person <input checked="" type="checkbox"/> Payroll <input type="checkbox"/> Noncash <input type="checkbox"/> (Complete Part II if there is a noncash contribution.)
981		\$ <u>10000.</u>	Person <input checked="" type="checkbox"/> Payroll <input type="checkbox"/> Noncash <input type="checkbox"/> (Complete Part II if there is a noncash contribution.)
982		\$ <u>13333.</u>	Person <input checked="" type="checkbox"/> Payroll <input type="checkbox"/> Noncash <input type="checkbox"/> (Complete Part II if there is a noncash contribution.)
983		\$ <u>10000.</u>	Person <input checked="" type="checkbox"/> Payroll <input type="checkbox"/> Noncash <input type="checkbox"/> (Complete Part II if there is a noncash contribution.)
984		\$ <u>7500.</u>	Person <input checked="" type="checkbox"/> Payroll <input type="checkbox"/> Noncash <input type="checkbox"/> (Complete Part II if there is a noncash contribution.)

Name of organization Chamber of Commerce of the USA	Employer identification number 53-0045720
---	---

Part I Contributors (See Specific Instructions.)

(a) No.	(b) Name, address, and ZIP + 4	(c) Aggregate contributions	(d) Type of contribution
985		\$ 7500.	Person <input checked="" type="checkbox"/> Payroll <input type="checkbox"/> Noncash <input type="checkbox"/> (Complete Part II if there is a noncash contribution.)
986		\$ 11000.	Person <input checked="" type="checkbox"/> Payroll <input type="checkbox"/> Noncash <input type="checkbox"/> (Complete Part II if there is a noncash contribution.)
987		\$ 10000.	Person <input checked="" type="checkbox"/> Payroll <input type="checkbox"/> Noncash <input type="checkbox"/> (Complete Part II if there is a noncash contribution.)
988		\$ 1000.	Person <input checked="" type="checkbox"/> Payroll <input type="checkbox"/> Noncash <input type="checkbox"/> (Complete Part II if there is a noncash contribution.)
989		\$ 50000.	Person <input checked="" type="checkbox"/> Payroll <input type="checkbox"/> Noncash <input type="checkbox"/> (Complete Part II if there is a noncash contribution.)
990		\$ 50000.	Person <input checked="" type="checkbox"/> Payroll <input type="checkbox"/> Noncash <input type="checkbox"/> (Complete Part II if there is a noncash contribution.)

Name of organization Chamber of Commerce of the USA	Employer identification number 53-0045720
---	---

Part I Contributors (See Specific Instructions.)

(a) No.	(b) Name, address, and ZIP + 4	(c) Aggregate contributions	(d) Type of contribution
991	<hr/> <hr/> <hr/>	\$ <u>15000.</u>	Person <input checked="" type="checkbox"/> Payroll <input type="checkbox"/> Noncash <input type="checkbox"/> (Complete Part II if there is a noncash contribution.)
992	<hr/> <hr/> <hr/>	\$ <u>100000.</u>	Person <input checked="" type="checkbox"/> Payroll <input type="checkbox"/> Noncash <input type="checkbox"/> (Complete Part II if there is a noncash contribution.)
993	<hr/> <hr/> <hr/>	\$ <u>100000.</u>	Person <input checked="" type="checkbox"/> Payroll <input type="checkbox"/> Noncash <input type="checkbox"/> (Complete Part II if there is a noncash contribution.)
994	<hr/> <hr/> <hr/>	\$ <u>20000.</u>	Person <input checked="" type="checkbox"/> Payroll <input type="checkbox"/> Noncash <input type="checkbox"/> (Complete Part II if there is a noncash contribution.)
995	<hr/> <hr/> <hr/>	\$ <u>25000.</u>	Person <input checked="" type="checkbox"/> Payroll <input type="checkbox"/> Noncash <input type="checkbox"/> (Complete Part II if there is a noncash contribution.)
996	<hr/> <hr/> <hr/>	\$ <u>30000.</u>	Person <input checked="" type="checkbox"/> Payroll <input type="checkbox"/> Noncash <input type="checkbox"/> (Complete Part II if there is a noncash contribution.)

Name of organization Chamber of Commerce of the USA	Employer identification number 53-0045720
---	---

Part I Contributors (See Specific Instructions.)

(a) No.	(b) Name, address, and ZIP + 4	(c) Aggregate contributions	(d) Type of contribution
997		\$ <u>15000.</u>	Person <input checked="" type="checkbox"/> Payroll <input type="checkbox"/> Noncash <input type="checkbox"/> (Complete Part II if there is a noncash contribution.)
998		\$ <u>100000.</u>	Person <input checked="" type="checkbox"/> Payroll <input type="checkbox"/> Noncash <input type="checkbox"/> (Complete Part II if there is a noncash contribution.)
999		\$ <u>100000.</u>	Person <input checked="" type="checkbox"/> Payroll <input type="checkbox"/> Noncash <input type="checkbox"/> (Complete Part II if there is a noncash contribution.)
1000		\$ <u>100000.</u>	Person <input checked="" type="checkbox"/> Payroll <input type="checkbox"/> Noncash <input type="checkbox"/> (Complete Part II if there is a noncash contribution.)
1001		\$ <u>25000.</u>	Person <input checked="" type="checkbox"/> Payroll <input type="checkbox"/> Noncash <input type="checkbox"/> (Complete Part II if there is a noncash contribution.)
1002		\$ <u>15000.</u>	Person <input checked="" type="checkbox"/> Payroll <input type="checkbox"/> Noncash <input type="checkbox"/> (Complete Part II if there is a noncash contribution.)

Name of organization Chamber of Commerce of the USA	Employer identification number 53-0045720
---	---

Part I Contributors (See Specific Instructions.)

(a) No.	(b) Name, address, and ZIP + 4	(c) Aggregate contributions	(d) Type of contribution
1003		\$ <u>15000.</u>	Person <input checked="" type="checkbox"/> Payroll <input type="checkbox"/> Noncash <input type="checkbox"/> (Complete Part II if there is a noncash contribution.)
1004		\$ <u>17000.</u>	Person <input checked="" type="checkbox"/> Payroll <input type="checkbox"/> Noncash <input type="checkbox"/> (Complete Part II if there is a noncash contribution.)
1005		\$ <u>15000.</u>	Person <input checked="" type="checkbox"/> Payroll <input type="checkbox"/> Noncash <input type="checkbox"/> (Complete Part II if there is a noncash contribution.)
1006		\$ <u>15000.</u>	Person <input checked="" type="checkbox"/> Payroll <input type="checkbox"/> Noncash <input type="checkbox"/> (Complete Part II if there is a noncash contribution.)
1007		\$ <u>25000.</u>	Person <input checked="" type="checkbox"/> Payroll <input type="checkbox"/> Noncash <input type="checkbox"/> (Complete Part II if there is a noncash contribution.)
1008		\$ <u>25000.</u>	Person <input checked="" type="checkbox"/> Payroll <input type="checkbox"/> Noncash <input type="checkbox"/> (Complete Part II if there is a noncash contribution.)

Name of organization

Employer identification number

Chamber of Commerce of the USA

53-0045720

Part I Contributors (See Specific Instructions.)

(a) No.	(b) Name, address, and ZIP + 4	(c) Aggregate contributions	(d) Type of contribution
1009		\$ 1000.	Person <input checked="" type="checkbox"/> Payroll <input type="checkbox"/> Noncash <input type="checkbox"/> (Complete Part II if there is a noncash contribution.)
1010		\$ 6000.	Person <input checked="" type="checkbox"/> Payroll <input type="checkbox"/> Noncash <input type="checkbox"/> (Complete Part II if there is a noncash contribution.)
1011		\$ 5000.	Person <input checked="" type="checkbox"/> Payroll <input type="checkbox"/> Noncash <input type="checkbox"/> (Complete Part II if there is a noncash contribution.)
1012		\$ 2000.	Person <input checked="" type="checkbox"/> Payroll <input type="checkbox"/> Noncash <input type="checkbox"/> (Complete Part II if there is a noncash contribution.)
1013		\$ 6000.	Person <input checked="" type="checkbox"/> Payroll <input type="checkbox"/> Noncash <input type="checkbox"/> (Complete Part II if there is a noncash contribution.)
1014		\$ 7500.	Person <input checked="" type="checkbox"/> Payroll <input type="checkbox"/> Noncash <input type="checkbox"/> (Complete Part II if there is a noncash contribution.)

Name of organization

Employer identification number

Chamber of Commerce of the USA

53-0045720

Part I Contributors (See Specific Instructions.)

(a) No.	(b) Name, address, and ZIP + 4	(c) Aggregate contributions	(d) Type of contribution
1015		\$ 10000.	Person <input checked="" type="checkbox"/> Payroll <input type="checkbox"/> Noncash <input type="checkbox"/> (Complete Part II if there is a noncash contribution.)
1016		\$ 100000.	Person <input checked="" type="checkbox"/> Payroll <input type="checkbox"/> Noncash <input type="checkbox"/> (Complete Part II if there is a noncash contribution.)
1017		\$ 100000.	Person <input checked="" type="checkbox"/> Payroll <input type="checkbox"/> Noncash <input type="checkbox"/> (Complete Part II if there is a noncash contribution.)
1018		\$ 5000.	Person <input checked="" type="checkbox"/> Payroll <input type="checkbox"/> Noncash <input type="checkbox"/> (Complete Part II if there is a noncash contribution.)
1019		\$ 6000.	Person <input checked="" type="checkbox"/> Payroll <input type="checkbox"/> Noncash <input type="checkbox"/> (Complete Part II if there is a noncash contribution.)
1020		\$ 15000.	Person <input checked="" type="checkbox"/> Payroll <input type="checkbox"/> Noncash <input type="checkbox"/> (Complete Part II if there is a noncash contribution.)

Name of organization

Employer identification number

Chamber of Commerce of the USA

53-0045720

Part I Contributors (See Specific Instructions.)

(a) No.	(b) Name, address, and ZIP + 4	(c) Aggregate contributions	(d) Type of contribution
1021		\$ 7500.	Person <input checked="" type="checkbox"/> Payroll <input type="checkbox"/> Noncash <input type="checkbox"/> (Complete Part II if there is a noncash contribution.)
1022		\$ 5000.	Person <input checked="" type="checkbox"/> Payroll <input type="checkbox"/> Noncash <input type="checkbox"/> (Complete Part II if there is a noncash contribution.)
1023		\$ 7500.	Person <input checked="" type="checkbox"/> Payroll <input type="checkbox"/> Noncash <input type="checkbox"/> (Complete Part II if there is a noncash contribution.)
1024		\$ 50000.	Person <input checked="" type="checkbox"/> Payroll <input type="checkbox"/> Noncash <input type="checkbox"/> (Complete Part II if there is a noncash contribution.)
1025		\$ 40000.	Person <input checked="" type="checkbox"/> Payroll <input type="checkbox"/> Noncash <input type="checkbox"/> (Complete Part II if there is a noncash contribution.)
1026		\$ 40000.	Person <input checked="" type="checkbox"/> Payroll <input type="checkbox"/> Noncash <input type="checkbox"/> (Complete Part II if there is a noncash contribution.)

Name of organization

Employer identification number

Chamber of Commerce of the USA

53-0045720

Part I Contributors (See Specific Instructions.)

(a) No.	(b) Name, address, and ZIP + 4	(c) Aggregate contributions	(d) Type of contribution
1027		\$ 7500.	Person <input checked="" type="checkbox"/> Payroll <input type="checkbox"/> Noncash <input type="checkbox"/> (Complete Part II if there is a noncash contribution.)
1028		\$ 7500.	Person <input checked="" type="checkbox"/> Payroll <input type="checkbox"/> Noncash <input type="checkbox"/> (Complete Part II if there is a noncash contribution.)
1029		\$ 2750.	Person <input checked="" type="checkbox"/> Payroll <input type="checkbox"/> Noncash <input type="checkbox"/> (Complete Part II if there is a noncash contribution.)
1030		\$ 2750.	Person <input checked="" type="checkbox"/> Payroll <input type="checkbox"/> Noncash <input type="checkbox"/> (Complete Part II if there is a noncash contribution.)
1031		\$ 15000.	Person <input checked="" type="checkbox"/> Payroll <input type="checkbox"/> Noncash <input type="checkbox"/> (Complete Part II if there is a noncash contribution.)
1032		\$ 100000.	Person <input checked="" type="checkbox"/> Payroll <input type="checkbox"/> Noncash <input type="checkbox"/> (Complete Part II if there is a noncash contribution.)

Name of organization

Employer identification number

Chamber of Commerce of the USA

53-0045720

Part I Contributors (See Specific Instructions.)

(a) No.	(b) Name, address, and ZIP + 4	(c) Aggregate contributions	(d) Type of contribution
1033		\$ 15000.	Person <input checked="" type="checkbox"/> Payroll <input type="checkbox"/> Noncash <input type="checkbox"/> (Complete Part II if there is a noncash contribution.)
1034		\$ 3750.	Person <input checked="" type="checkbox"/> Payroll <input type="checkbox"/> Noncash <input type="checkbox"/> (Complete Part II if there is a noncash contribution.)
1035		\$ 5500.	Person <input checked="" type="checkbox"/> Payroll <input type="checkbox"/> Noncash <input type="checkbox"/> (Complete Part II if there is a noncash contribution.)
1036		\$ 3750.	Person <input checked="" type="checkbox"/> Payroll <input type="checkbox"/> Noncash <input type="checkbox"/> (Complete Part II if there is a noncash contribution.)
1037		\$ 15000.	Person <input checked="" type="checkbox"/> Payroll <input type="checkbox"/> Noncash <input type="checkbox"/> (Complete Part II if there is a noncash contribution.)
1038		\$ 1250.	Person <input checked="" type="checkbox"/> Payroll <input type="checkbox"/> Noncash <input type="checkbox"/> (Complete Part II if there is a noncash contribution.)

Name of organization Chamber of Commerce of the USA	Employer identification number 53-0045720
---	---

Part I Contributors (See Specific Instructions.)

(a) No.	(b) Name, address, and ZIP + 4	(c) Aggregate contributions	(d) Type of contribution
1039		\$ 3750.	Person <input checked="" type="checkbox"/> Payroll <input type="checkbox"/> Noncash <input type="checkbox"/> (Complete Part II if there is a noncash contribution.)
1040		\$ 1250.	Person <input checked="" type="checkbox"/> Payroll <input type="checkbox"/> Noncash <input type="checkbox"/> (Complete Part II if there is a noncash contribution.)
1041		\$ 100000.	Person <input checked="" type="checkbox"/> Payroll <input type="checkbox"/> Noncash <input type="checkbox"/> (Complete Part II if there is a noncash contribution.)
1042		\$ 100000.	Person <input checked="" type="checkbox"/> Payroll <input type="checkbox"/> Noncash <input type="checkbox"/> (Complete Part II if there is a noncash contribution.)
1043		\$ 5000.	Person <input checked="" type="checkbox"/> Payroll <input type="checkbox"/> Noncash <input type="checkbox"/> (Complete Part II if there is a noncash contribution.)
1044		\$ 5000.	Person <input checked="" type="checkbox"/> Payroll <input type="checkbox"/> Noncash <input type="checkbox"/> (Complete Part II if there is a noncash contribution.)

Name of organization Chamber of Commerce of the USA	Employer identification number 53-0045720
---	---

Part I Contributors (See Specific Instructions.)

(a) No.	(b) Name, address, and ZIP + 4	(c) Aggregate contributions	(d) Type of contribution
1045		\$ 15000.	Person <input checked="" type="checkbox"/> Payroll <input type="checkbox"/> Noncash <input type="checkbox"/> (Complete Part II if there is a noncash contribution.)
1046		\$ 7500.	Person <input checked="" type="checkbox"/> Payroll <input type="checkbox"/> Noncash <input type="checkbox"/> (Complete Part II if there is a noncash contribution.)
1047		\$ 15000.	Person <input checked="" type="checkbox"/> Payroll <input type="checkbox"/> Noncash <input type="checkbox"/> (Complete Part II if there is a noncash contribution.)
1048		\$ 7500.	Person <input checked="" type="checkbox"/> Payroll <input type="checkbox"/> Noncash <input type="checkbox"/> (Complete Part II if there is a noncash contribution.)
1049		\$ 100000.	Person <input checked="" type="checkbox"/> Payroll <input type="checkbox"/> Noncash <input type="checkbox"/> (Complete Part II if there is a noncash contribution.)
1050		\$ 40000.	Person <input checked="" type="checkbox"/> Payroll <input type="checkbox"/> Noncash <input type="checkbox"/> (Complete Part II if there is a noncash contribution.)

Name of organization Chamber of Commerce of the USA	Employer identification number 53-0045720
---	---

Part I Contributors (See Specific Instructions.)

(a) No.	(b) Name, address, and ZIP + 4	(c) Aggregate contributions	(d) Type of contribution
1051	_____ _____ _____	\$ <u>11000.</u>	Person <input checked="" type="checkbox"/> Payroll <input type="checkbox"/> Noncash <input type="checkbox"/> (Complete Part II if there is a noncash contribution.)
1052	_____ _____ _____	\$ <u>75000.</u>	Person <input checked="" type="checkbox"/> Payroll <input type="checkbox"/> Noncash <input type="checkbox"/> (Complete Part II if there is a noncash contribution.)
1053	_____ _____ _____	\$ <u>5000.</u>	Person <input checked="" type="checkbox"/> Payroll <input type="checkbox"/> Noncash <input type="checkbox"/> (Complete Part II if there is a noncash contribution.)
1054	_____ _____ _____	\$ <u>12500.</u>	Person <input checked="" type="checkbox"/> Payroll <input type="checkbox"/> Noncash <input type="checkbox"/> (Complete Part II if there is a noncash contribution.)
1055	_____ _____ _____	\$ <u>50000.</u>	Person <input checked="" type="checkbox"/> Payroll <input type="checkbox"/> Noncash <input type="checkbox"/> (Complete Part II if there is a noncash contribution.)
1056	_____ _____ _____	\$ <u>5000.</u>	Person <input checked="" type="checkbox"/> Payroll <input type="checkbox"/> Noncash <input type="checkbox"/> (Complete Part II if there is a noncash contribution.)

Name of organization

Employer identification number

Chamber of Commerce of the USA

53-0045720

Part I Contributors (See Specific Instructions.)

(a) No.	(b) Name, address, and ZIP + 4	(c) Aggregate contributions	(d) Type of contribution
1057		\$ 10000.	Person <input checked="" type="checkbox"/> Payroll <input type="checkbox"/> Noncash <input type="checkbox"/> (Complete Part II if there is a noncash contribution.)
1058		\$ 7500.	Person <input checked="" type="checkbox"/> Payroll <input type="checkbox"/> Noncash <input type="checkbox"/> (Complete Part II if there is a noncash contribution.)
1059		\$ 750000.	Person <input checked="" type="checkbox"/> Payroll <input type="checkbox"/> Noncash <input type="checkbox"/> (Complete Part II if there is a noncash contribution.)
1060		\$ 6000.	Person <input checked="" type="checkbox"/> Payroll <input type="checkbox"/> Noncash <input type="checkbox"/> (Complete Part II if there is a noncash contribution.)
1061		\$ 7500.	Person <input checked="" type="checkbox"/> Payroll <input type="checkbox"/> Noncash <input type="checkbox"/> (Complete Part II if there is a noncash contribution.)
1062		\$ 7500.	Person <input checked="" type="checkbox"/> Payroll <input type="checkbox"/> Noncash <input type="checkbox"/> (Complete Part II if there is a noncash contribution.)

Name of organization Chamber of Commerce of the USA	Employer identification number 53-0045720
---	---

Part I Contributors (See Specific Instructions.)

(a) No.	(b) Name, address, and ZIP + 4	(c) Aggregate contributions	(d) Type of contribution
1063		\$ 7500.	Person <input checked="" type="checkbox"/> Payroll <input type="checkbox"/> Noncash <input type="checkbox"/> (Complete Part II if there is a noncash contribution.)
1064		\$ 7500.	Person <input checked="" type="checkbox"/> Payroll <input type="checkbox"/> Noncash <input type="checkbox"/> (Complete Part II if there is a noncash contribution.)
1065		\$ 5000.	Person <input checked="" type="checkbox"/> Payroll <input type="checkbox"/> Noncash <input type="checkbox"/> (Complete Part II if there is a noncash contribution.)
1066		\$ 15000.	Person <input checked="" type="checkbox"/> Payroll <input type="checkbox"/> Noncash <input type="checkbox"/> (Complete Part II if there is a noncash contribution.)
1067		\$ 7500.	Person <input checked="" type="checkbox"/> Payroll <input type="checkbox"/> Noncash <input type="checkbox"/> (Complete Part II if there is a noncash contribution.)
1068		\$ 10000.	Person <input checked="" type="checkbox"/> Payroll <input type="checkbox"/> Noncash <input type="checkbox"/> (Complete Part II if there is a noncash contribution.)

Name of organization

Employer identification number

Chamber of Commerce of the USA

53-0045720

Part I Contributors (See Specific Instructions.)

(a) No.	(b) Name, address, and ZIP + 4	(c) Aggregate contributions	(d) Type of contribution
1069		\$ 7500.	Person <input checked="" type="checkbox"/> Payroll <input type="checkbox"/> Noncash <input type="checkbox"/> (Complete Part II if there is a noncash contribution.)
1070		\$ 3500.	Person <input checked="" type="checkbox"/> Payroll <input type="checkbox"/> Noncash <input type="checkbox"/> (Complete Part II if there is a noncash contribution.)
1071		\$ 3500.	Person <input checked="" type="checkbox"/> Payroll <input type="checkbox"/> Noncash <input type="checkbox"/> (Complete Part II if there is a noncash contribution.)
1072		\$ 6000.	Person <input checked="" type="checkbox"/> Payroll <input type="checkbox"/> Noncash <input type="checkbox"/> (Complete Part II if there is a noncash contribution.)
1073		\$ 50000.	Person <input checked="" type="checkbox"/> Payroll <input type="checkbox"/> Noncash <input type="checkbox"/> (Complete Part II if there is a noncash contribution.)
1074		\$ 7500.	Person <input checked="" type="checkbox"/> Payroll <input type="checkbox"/> Noncash <input type="checkbox"/> (Complete Part II if there is a noncash contribution.)

Name of organization Chamber of Commerce of the USA	Employer identification number 53-0045720
---	---

Part I Contributors (See Specific Instructions.)

(a) No.	(b) Name, address, and ZIP + 4	(c) Aggregate contributions	(d) Type of contribution
1075	_____ _____ _____	\$ 7500.	Person <input checked="" type="checkbox"/> Payroll <input type="checkbox"/> Noncash <input type="checkbox"/> (Complete Part II if there is a noncash contribution.)
1076	_____ _____ _____	\$ 5000.	Person <input checked="" type="checkbox"/> Payroll <input type="checkbox"/> Noncash <input type="checkbox"/> (Complete Part II if there is a noncash contribution.)
1077	_____ _____ _____	\$ 5000.	Person <input checked="" type="checkbox"/> Payroll <input type="checkbox"/> Noncash <input type="checkbox"/> (Complete Part II if there is a noncash contribution.)
1078	_____ _____ _____	\$ 5000.	Person <input checked="" type="checkbox"/> Payroll <input type="checkbox"/> Noncash <input type="checkbox"/> (Complete Part II if there is a noncash contribution.)
1079	_____ _____ _____	\$ 2500.	Person <input checked="" type="checkbox"/> Payroll <input type="checkbox"/> Noncash <input type="checkbox"/> (Complete Part II if there is a noncash contribution.)
1080	_____ _____ _____	\$ 7500.	Person <input checked="" type="checkbox"/> Payroll <input type="checkbox"/> Noncash <input type="checkbox"/> (Complete Part II if there is a noncash contribution.)

Name of organization Chamber of Commerce of the USA	Employer identification number 53-0045720
---	---

Part I Contributors (See Specific Instructions.)

(a) No.	(b) Name, address, and ZIP + 4	(c) Aggregate contributions	(d) Type of contribution
1081		\$ <u>7500.</u>	Person <input checked="" type="checkbox"/> Payroll <input type="checkbox"/> Noncash <input type="checkbox"/> (Complete Part II if there is a noncash contribution.)
1082		\$ <u>100000.</u>	Person <input checked="" type="checkbox"/> Payroll <input type="checkbox"/> Noncash <input type="checkbox"/> (Complete Part II if there is a noncash contribution.)
1083		\$ <u>50000.</u>	Person <input checked="" type="checkbox"/> Payroll <input type="checkbox"/> Noncash <input type="checkbox"/> (Complete Part II if there is a noncash contribution.)
1084		\$ <u>50000.</u>	Person <input checked="" type="checkbox"/> Payroll <input type="checkbox"/> Noncash <input type="checkbox"/> (Complete Part II if there is a noncash contribution.)
1085		\$ <u>25000.</u>	Person <input checked="" type="checkbox"/> Payroll <input type="checkbox"/> Noncash <input type="checkbox"/> (Complete Part II if there is a noncash contribution.)
1086		\$ <u>15000.</u>	Person <input checked="" type="checkbox"/> Payroll <input type="checkbox"/> Noncash <input type="checkbox"/> (Complete Part II if there is a noncash contribution.)

Name of organization Chamber of Commerce of the USA	Employer identification number 53-0045720
---	---

Part I Contributors (See Specific Instructions.)

(a) No.	(b) Name, address, and ZIP + 4	(c) Aggregate contributions	(d) Type of contribution
1087		\$ 5000.	Person <input checked="" type="checkbox"/> Payroll <input type="checkbox"/> Noncash <input type="checkbox"/> (Complete Part II if there is a noncash contribution.)
1088		\$ 2500.	Person <input checked="" type="checkbox"/> Payroll <input type="checkbox"/> Noncash <input type="checkbox"/> (Complete Part II if there is a noncash contribution.)
1089		\$ 2500.	Person <input checked="" type="checkbox"/> Payroll <input type="checkbox"/> Noncash <input type="checkbox"/> (Complete Part II if there is a noncash contribution.)
1090		\$ 20000.	Person <input checked="" type="checkbox"/> Payroll <input type="checkbox"/> Noncash <input type="checkbox"/> (Complete Part II if there is a noncash contribution.)
1091		\$ 5500.	Person <input checked="" type="checkbox"/> Payroll <input type="checkbox"/> Noncash <input type="checkbox"/> (Complete Part II if there is a noncash contribution.)
1092		\$ 9500.	Person <input checked="" type="checkbox"/> Payroll <input type="checkbox"/> Noncash <input type="checkbox"/> (Complete Part II if there is a noncash contribution.)

Name of organization Chamber of Commerce of the USA	Employer identification number 53-0045720
---	---

Part I Contributors (See Specific Instructions.)

(a) No.	(b) Name, address, and ZIP + 4	(c) Aggregate contributions	(d) Type of contribution
1093		\$ 30000.	Person <input checked="" type="checkbox"/> Payroll <input type="checkbox"/> Noncash <input type="checkbox"/> (Complete Part II if there is a noncash contribution.)
1094		\$ 13735.	Person <input checked="" type="checkbox"/> Payroll <input type="checkbox"/> Noncash <input type="checkbox"/> (Complete Part II if there is a noncash contribution.)
1095		\$ 6000.	Person <input checked="" type="checkbox"/> Payroll <input type="checkbox"/> Noncash <input type="checkbox"/> (Complete Part II if there is a noncash contribution.)
1096		\$ 6000.	Person <input checked="" type="checkbox"/> Payroll <input type="checkbox"/> Noncash <input type="checkbox"/> (Complete Part II if there is a noncash contribution.)
1097		\$ 25000.	Person <input checked="" type="checkbox"/> Payroll <input type="checkbox"/> Noncash <input type="checkbox"/> (Complete Part II if there is a noncash contribution.)
1098		\$ 100000.	Person <input checked="" type="checkbox"/> Payroll <input type="checkbox"/> Noncash <input type="checkbox"/> (Complete Part II if there is a noncash contribution.)

Name of organization Chamber of Commerce of the USA	Employer identification number 53-0045720
---	---

Part I Contributors (See Specific Instructions.)

(a) No.	(b) Name, address, and ZIP + 4	(c) Aggregate contributions	(d) Type of contribution
1099		\$ 15000.	Person <input checked="" type="checkbox"/> Payroll <input type="checkbox"/> Noncash <input type="checkbox"/> (Complete Part II if there is a noncash contribution.)
1100		\$ 7500.	Person <input checked="" type="checkbox"/> Payroll <input type="checkbox"/> Noncash <input type="checkbox"/> (Complete Part II if there is a noncash contribution.)
1101		\$ 7500.	Person <input checked="" type="checkbox"/> Payroll <input type="checkbox"/> Noncash <input type="checkbox"/> (Complete Part II if there is a noncash contribution.)
1102		\$ 99985.	Person <input checked="" type="checkbox"/> Payroll <input type="checkbox"/> Noncash <input type="checkbox"/> (Complete Part II if there is a noncash contribution.)
1103		\$ 25000.	Person <input checked="" type="checkbox"/> Payroll <input type="checkbox"/> Noncash <input type="checkbox"/> (Complete Part II if there is a noncash contribution.)
1104		\$ 5000.	Person <input checked="" type="checkbox"/> Payroll <input type="checkbox"/> Noncash <input type="checkbox"/> (Complete Part II if there is a noncash contribution.)

Name of organization

Employer identification number

Chamber of Commerce of the USA

53-0045720

Part I Contributors (See Specific Instructions.)

(a) No.	(b) Name, address, and ZIP + 4	(c) Aggregate contributions	(d) Type of contribution
1105		\$ 1500.	Person <input checked="" type="checkbox"/> Payroll <input type="checkbox"/> Noncash <input type="checkbox"/> (Complete Part II if there is a noncash contribution.)
1106		\$ 98500.	Person <input checked="" type="checkbox"/> Payroll <input type="checkbox"/> Noncash <input type="checkbox"/> (Complete Part II if there is a noncash contribution.)
1107		\$ 5000.	Person <input checked="" type="checkbox"/> Payroll <input type="checkbox"/> Noncash <input type="checkbox"/> (Complete Part II if there is a noncash contribution.)
1108		\$ 15000.	Person <input checked="" type="checkbox"/> Payroll <input type="checkbox"/> Noncash <input type="checkbox"/> (Complete Part II if there is a noncash contribution.)
1109		\$ 10000.	Person <input checked="" type="checkbox"/> Payroll <input type="checkbox"/> Noncash <input type="checkbox"/> (Complete Part II if there is a noncash contribution.)
1110		\$ 5000.	Person <input checked="" type="checkbox"/> Payroll <input type="checkbox"/> Noncash <input type="checkbox"/> (Complete Part II if there is a noncash contribution.)

Name of organization

Employer identification number

Chamber of Commerce of the USA

53-0045720

Part I Contributors (See Specific Instructions.)

(a) No.	(b) Name, address, and ZIP + 4	(c) Aggregate contributions	(d) Type of contribution
1111		\$ 10000.	Person <input checked="" type="checkbox"/> Payroll <input type="checkbox"/> Noncash <input type="checkbox"/> (Complete Part II if there is a noncash contribution.)
1112		\$ 15000.	Person <input checked="" type="checkbox"/> Payroll <input type="checkbox"/> Noncash <input type="checkbox"/> (Complete Part II if there is a noncash contribution.)
1113		\$ 10000.	Person <input checked="" type="checkbox"/> Payroll <input type="checkbox"/> Noncash <input type="checkbox"/> (Complete Part II if there is a noncash contribution.)
1114		\$ 15000.	Person <input checked="" type="checkbox"/> Payroll <input type="checkbox"/> Noncash <input type="checkbox"/> (Complete Part II if there is a noncash contribution.)
1115		\$ 6000.	Person <input checked="" type="checkbox"/> Payroll <input type="checkbox"/> Noncash <input type="checkbox"/> (Complete Part II if there is a noncash contribution.)
1116		\$ 2000.	Person <input checked="" type="checkbox"/> Payroll <input type="checkbox"/> Noncash <input type="checkbox"/> (Complete Part II if there is a noncash contribution.)

Name of organization

Employer identification number

Chamber of Commerce of the USA

53-0045720

Part I Contributors (See Specific Instructions.)

(a) No.	(b) Name, address, and ZIP + 4	(c) Aggregate contributions	(d) Type of contribution
1117		\$ 2000.	Person <input checked="" type="checkbox"/> Payroll <input type="checkbox"/> Noncash <input type="checkbox"/> (Complete Part II if there is a noncash contribution.)
1118		\$ 10000.	Person <input checked="" type="checkbox"/> Payroll <input type="checkbox"/> Noncash <input type="checkbox"/> (Complete Part II if there is a noncash contribution.)
1119		\$ 6000.	Person <input checked="" type="checkbox"/> Payroll <input type="checkbox"/> Noncash <input type="checkbox"/> (Complete Part II if there is a noncash contribution.)
1120		\$ 30000.	Person <input checked="" type="checkbox"/> Payroll <input type="checkbox"/> Noncash <input type="checkbox"/> (Complete Part II if there is a noncash contribution.)
1121		\$ 5500.	Person <input checked="" type="checkbox"/> Payroll <input type="checkbox"/> Noncash <input type="checkbox"/> (Complete Part II if there is a noncash contribution.)
1122		\$ 5500.	Person <input checked="" type="checkbox"/> Payroll <input type="checkbox"/> Noncash <input type="checkbox"/> (Complete Part II if there is a noncash contribution.)

Name of organization

Employer identification number

Chamber of Commerce of the USA

53-0045720

Part I Contributors (See Specific Instructions.)

(a) No.	(b) Name, address, and ZIP + 4	(c) Aggregate contributions	(d) Type of contribution
1123		\$ 6000.	Person <input checked="" type="checkbox"/> Payroll <input type="checkbox"/> Noncash <input type="checkbox"/> (Complete Part II if there is a noncash contribution.)
1124		\$ 7000.	Person <input checked="" type="checkbox"/> Payroll <input type="checkbox"/> Noncash <input type="checkbox"/> (Complete Part II if there is a noncash contribution.)
1125		\$ 7000.	Person <input checked="" type="checkbox"/> Payroll <input type="checkbox"/> Noncash <input type="checkbox"/> (Complete Part II if there is a noncash contribution.)
1126		\$ 36000.	Person <input checked="" type="checkbox"/> Payroll <input type="checkbox"/> Noncash <input type="checkbox"/> (Complete Part II if there is a noncash contribution.)
1127		\$ 3750.	Person <input checked="" type="checkbox"/> Payroll <input type="checkbox"/> Noncash <input type="checkbox"/> (Complete Part II if there is a noncash contribution.)
1128		\$ 25000.	Person <input checked="" type="checkbox"/> Payroll <input type="checkbox"/> Noncash <input type="checkbox"/> (Complete Part II if there is a noncash contribution.)

Name of organization

Employer identification number

Chamber of Commerce of the USA

53-0045720

Part I Contributors (See Specific Instructions.)

(a) No.	(b) Name, address, and ZIP + 4	(c) Aggregate contributions	(d) Type of contribution
1129		\$ 10000.	Person <input checked="" type="checkbox"/> Payroll <input type="checkbox"/> Noncash <input type="checkbox"/> (Complete Part II if there is a noncash contribution.)
1130		\$ 12500.	Person <input checked="" type="checkbox"/> Payroll <input type="checkbox"/> Noncash <input type="checkbox"/> (Complete Part II if there is a noncash contribution.)
1131		\$ 12500.	Person <input checked="" type="checkbox"/> Payroll <input type="checkbox"/> Noncash <input type="checkbox"/> (Complete Part II if there is a noncash contribution.)
1132		\$ 12500.	Person <input checked="" type="checkbox"/> Payroll <input type="checkbox"/> Noncash <input type="checkbox"/> (Complete Part II if there is a noncash contribution.)
1133		\$ 12500.	Person <input checked="" type="checkbox"/> Payroll <input type="checkbox"/> Noncash <input type="checkbox"/> (Complete Part II if there is a noncash contribution.)
1134		\$ 5000.	Person <input checked="" type="checkbox"/> Payroll <input type="checkbox"/> Noncash <input type="checkbox"/> (Complete Part II if there is a noncash contribution.)

Name of organization Chamber of Commerce of the USA	Employer identification number 53-0045720
---	---

Part I Contributors (See Specific Instructions.)

(a) No.	(b) Name, address, and ZIP + 4	(c) Aggregate contributions	(d) Type of contribution
<u>1135</u>	_____ _____ _____	\$ <u>25000.</u>	Person <input checked="" type="checkbox"/> Payroll <input type="checkbox"/> Noncash <input type="checkbox"/> (Complete Part II if there is a noncash contribution.)
<u>1136</u>	_____ _____ _____	\$ <u>10000.</u>	Person <input checked="" type="checkbox"/> Payroll <input type="checkbox"/> Noncash <input type="checkbox"/> (Complete Part II if there is a noncash contribution.)
<u>1137</u>	_____ _____ _____	\$ <u>100000.</u>	Person <input checked="" type="checkbox"/> Payroll <input type="checkbox"/> Noncash <input type="checkbox"/> (Complete Part II if there is a noncash contribution.)
<u>1138</u>	_____ _____ _____	\$ <u>25000.</u>	Person <input checked="" type="checkbox"/> Payroll <input type="checkbox"/> Noncash <input type="checkbox"/> (Complete Part II if there is a noncash contribution.)
<u>1139</u>	_____ _____ _____	\$ <u>6000.</u>	Person <input checked="" type="checkbox"/> Payroll <input type="checkbox"/> Noncash <input type="checkbox"/> (Complete Part II if there is a noncash contribution.)
<u>1140</u>	_____ _____ _____	\$ <u>6000.</u>	Person <input checked="" type="checkbox"/> Payroll <input type="checkbox"/> Noncash <input type="checkbox"/> (Complete Part II if there is a noncash contribution.)

Name of organization

Employer identification number

Chamber of Commerce of the USA

53-0045720

Part I Contributors (See Specific Instructions.)

(a) No.	(b) Name, address, and ZIP + 4	(c) Aggregate contributions	(d) Type of contribution
1141		\$ 100000.	Person <input checked="" type="checkbox"/> Payroll <input type="checkbox"/> Noncash <input type="checkbox"/> (Complete Part II if there is a noncash contribution.)
1142		\$ 5000.	Person <input checked="" type="checkbox"/> Payroll <input type="checkbox"/> Noncash <input type="checkbox"/> (Complete Part II if there is a noncash contribution.)
1143		\$ 5000.	Person <input checked="" type="checkbox"/> Payroll <input type="checkbox"/> Noncash <input type="checkbox"/> (Complete Part II if there is a noncash contribution.)
1144		\$ 6000.	Person <input checked="" type="checkbox"/> Payroll <input type="checkbox"/> Noncash <input type="checkbox"/> (Complete Part II if there is a noncash contribution.)
1145		\$ 15000.	Person <input checked="" type="checkbox"/> Payroll <input type="checkbox"/> Noncash <input type="checkbox"/> (Complete Part II if there is a noncash contribution.)
1146		\$ 50000.	Person <input checked="" type="checkbox"/> Payroll <input type="checkbox"/> Noncash <input type="checkbox"/> (Complete Part II if there is a noncash contribution.)

Name of organization

Employer identification number

Chamber of Commerce of the USA

53-0045720

Part I Contributors (See Specific Instructions.)

(a) No.	(b) Name, address, and ZIP + 4	(c) Aggregate contributions	(d) Type of contribution
1147		\$ 50000.	Person <input checked="" type="checkbox"/> Payroll <input type="checkbox"/> Noncash <input type="checkbox"/> (Complete Part II if there is a noncash contribution.)
1148		\$ 7500.	Person <input checked="" type="checkbox"/> Payroll <input type="checkbox"/> Noncash <input type="checkbox"/> (Complete Part II if there is a noncash contribution.)
1149		\$ 7500.	Person <input checked="" type="checkbox"/> Payroll <input type="checkbox"/> Noncash <input type="checkbox"/> (Complete Part II if there is a noncash contribution.)
1150		\$ 15000.	Person <input checked="" type="checkbox"/> Payroll <input type="checkbox"/> Noncash <input type="checkbox"/> (Complete Part II if there is a noncash contribution.)
1151		\$ 13333.	Person <input checked="" type="checkbox"/> Payroll <input type="checkbox"/> Noncash <input type="checkbox"/> (Complete Part II if there is a noncash contribution.)
1152		\$ 20000.	Person <input checked="" type="checkbox"/> Payroll <input type="checkbox"/> Noncash <input type="checkbox"/> (Complete Part II if there is a noncash contribution.)

Name of organization Chamber of Commerce of the USA	Employer identification number 53-0045720
---	---

Part I Contributors (See Specific Instructions.)

(a) No.	(b) Name, address, and ZIP + 4	(c) Aggregate contributions	(d) Type of contribution
1153		\$ 5000.	Person <input checked="" type="checkbox"/> Payroll <input type="checkbox"/> Noncash <input type="checkbox"/> (Complete Part II if there is a noncash contribution.)
1154		\$ 5000.	Person <input checked="" type="checkbox"/> Payroll <input type="checkbox"/> Noncash <input type="checkbox"/> (Complete Part II if there is a noncash contribution.)
1155		\$ 1000.	Person <input checked="" type="checkbox"/> Payroll <input type="checkbox"/> Noncash <input type="checkbox"/> (Complete Part II if there is a noncash contribution.)
1156		\$ 100000.	Person <input checked="" type="checkbox"/> Payroll <input type="checkbox"/> Noncash <input type="checkbox"/> (Complete Part II if there is a noncash contribution.)
1157		\$ 50000.	Person <input checked="" type="checkbox"/> Payroll <input type="checkbox"/> Noncash <input type="checkbox"/> (Complete Part II if there is a noncash contribution.)
1158		\$ 15000.	Person <input checked="" type="checkbox"/> Payroll <input type="checkbox"/> Noncash <input type="checkbox"/> (Complete Part II if there is a noncash contribution.)

Name of organization Chamber of Commerce of the USA	Employer identification number 53-0045720
---	---

Part I Contributors (See Specific Instructions.)

(a) No.	(b) Name, address, and ZIP + 4	(c) Aggregate contributions	(d) Type of contribution
1159		\$ <u>42500.</u>	Person <input checked="" type="checkbox"/> Payroll <input type="checkbox"/> Noncash <input type="checkbox"/> (Complete Part II if there is a noncash contribution.)
1160		\$ <u>5000.</u>	Person <input checked="" type="checkbox"/> Payroll <input type="checkbox"/> Noncash <input type="checkbox"/> (Complete Part II if there is a noncash contribution.)
1161		\$ <u>50000.</u>	Person <input checked="" type="checkbox"/> Payroll <input type="checkbox"/> Noncash <input type="checkbox"/> (Complete Part II if there is a noncash contribution.)
1162		\$ <u>2000.</u>	Person <input checked="" type="checkbox"/> Payroll <input type="checkbox"/> Noncash <input type="checkbox"/> (Complete Part II if there is a noncash contribution.)
1163		\$ <u>6000.</u>	Person <input checked="" type="checkbox"/> Payroll <input type="checkbox"/> Noncash <input type="checkbox"/> (Complete Part II if there is a noncash contribution.)
1164		\$ <u>100000.</u>	Person <input checked="" type="checkbox"/> Payroll <input type="checkbox"/> Noncash <input type="checkbox"/> (Complete Part II if there is a noncash contribution.)

Name of organization

Employer identification number

Chamber of Commerce of the USA

53-0045720

Part I Contributors (See Specific Instructions.)

(a) No.	(b) Name, address, and ZIP + 4	(c) Aggregate contributions	(d) Type of contribution
1165		\$ 7500.	Person <input checked="" type="checkbox"/> Payroll <input type="checkbox"/> Noncash <input type="checkbox"/> (Complete Part II if there is a noncash contribution.)
1166		\$ 6000.	Person <input checked="" type="checkbox"/> Payroll <input type="checkbox"/> Noncash <input type="checkbox"/> (Complete Part II if there is a noncash contribution.)
1167		\$ 7500.	Person <input checked="" type="checkbox"/> Payroll <input type="checkbox"/> Noncash <input type="checkbox"/> (Complete Part II if there is a noncash contribution.)
1168		\$ 2000.	Person <input checked="" type="checkbox"/> Payroll <input type="checkbox"/> Noncash <input type="checkbox"/> (Complete Part II if there is a noncash contribution.)
1169		\$ 7500.	Person <input checked="" type="checkbox"/> Payroll <input type="checkbox"/> Noncash <input type="checkbox"/> (Complete Part II if there is a noncash contribution.)
1170		\$ 50000.	Person <input checked="" type="checkbox"/> Payroll <input type="checkbox"/> Noncash <input type="checkbox"/> (Complete Part II if there is a noncash contribution.)

Name of organization Chamber of Commerce of the USA	Employer identification number 53-0045720
---	---

Part I Contributors (See Specific Instructions.)

(a) No.	(b) Name, address, and ZIP + 4	(c) Aggregate contributions	(d) Type of contribution
1171		\$ 35000.	Person <input checked="" type="checkbox"/> Payroll <input type="checkbox"/> Noncash <input type="checkbox"/> (Complete Part II if there is a noncash contribution.)
1172		\$ 7480.	Person <input checked="" type="checkbox"/> Payroll <input type="checkbox"/> Noncash <input type="checkbox"/> (Complete Part II if there is a noncash contribution.)
1173		\$ 7480.	Person <input checked="" type="checkbox"/> Payroll <input type="checkbox"/> Noncash <input type="checkbox"/> (Complete Part II if there is a noncash contribution.)
1174		\$ 15000.	Person <input checked="" type="checkbox"/> Payroll <input type="checkbox"/> Noncash <input type="checkbox"/> (Complete Part II if there is a noncash contribution.)
1175		\$ 7480.	Person <input checked="" type="checkbox"/> Payroll <input type="checkbox"/> Noncash <input type="checkbox"/> (Complete Part II if there is a noncash contribution.)
1176		\$ 25000.	Person <input checked="" type="checkbox"/> Payroll <input type="checkbox"/> Noncash <input type="checkbox"/> (Complete Part II if there is a noncash contribution.)

Name of organization

Employer identification number

Chamber of Commerce of the USA

53-0045720

Part I Contributors (See Specific Instructions.)

(a) No.	(b) Name, address, and ZIP + 4	(c) Aggregate contributions	(d) Type of contribution
1177		\$ 10000.	Person <input checked="" type="checkbox"/> Payroll <input type="checkbox"/> Noncash <input type="checkbox"/> (Complete Part II if there is a noncash contribution.)
1178		\$ 25000.	Person <input checked="" type="checkbox"/> Payroll <input type="checkbox"/> Noncash <input type="checkbox"/> (Complete Part II if there is a noncash contribution.)
1179		\$ 10000.	Person <input checked="" type="checkbox"/> Payroll <input type="checkbox"/> Noncash <input type="checkbox"/> (Complete Part II if there is a noncash contribution.)
1180		\$ 5000.	Person <input checked="" type="checkbox"/> Payroll <input type="checkbox"/> Noncash <input type="checkbox"/> (Complete Part II if there is a noncash contribution.)
1181		\$ 15000.	Person <input checked="" type="checkbox"/> Payroll <input type="checkbox"/> Noncash <input type="checkbox"/> (Complete Part II if there is a noncash contribution.)
1182		\$ 75000.	Person <input checked="" type="checkbox"/> Payroll <input type="checkbox"/> Noncash <input type="checkbox"/> (Complete Part II if there is a noncash contribution.)

Name of organization Chamber of Commerce of the USA	Employer identification number 53-0045720
---	---

Part I Contributors (See Specific Instructions.)

(a) No.	(b) Name, address, and ZIP + 4	(c) Aggregate contributions	(d) Type of contribution
1183	_____ _____ _____	\$ 10000.	Person <input checked="" type="checkbox"/> Payroll <input type="checkbox"/> Noncash <input type="checkbox"/> (Complete Part II if there is a noncash contribution.)
1184	_____ _____ _____	\$ 10000.	Person <input checked="" type="checkbox"/> Payroll <input type="checkbox"/> Noncash <input type="checkbox"/> (Complete Part II if there is a noncash contribution.)
1185	_____ _____ _____	\$ 7475.	Person <input checked="" type="checkbox"/> Payroll <input type="checkbox"/> Noncash <input type="checkbox"/> (Complete Part II if there is a noncash contribution.)
1186	_____ _____ _____	\$ 25000.	Person <input checked="" type="checkbox"/> Payroll <input type="checkbox"/> Noncash <input type="checkbox"/> (Complete Part II if there is a noncash contribution.)
1187	_____ _____ _____	\$ 25000.	Person <input checked="" type="checkbox"/> Payroll <input type="checkbox"/> Noncash <input type="checkbox"/> (Complete Part II if there is a noncash contribution.)
1188	_____ _____ _____	\$ 10000.	Person <input checked="" type="checkbox"/> Payroll <input type="checkbox"/> Noncash <input type="checkbox"/> (Complete Part II if there is a noncash contribution.)

Name of organization

Employer identification number

Chamber of Commerce of the USA

53-0045720

Part I Contributors (See Specific Instructions.)

(a) No.	(b) Name, address, and ZIP + 4	(c) Aggregate contributions	(d) Type of contribution
1189		\$ 12500.	Person <input checked="" type="checkbox"/> Payroll <input type="checkbox"/> Noncash <input type="checkbox"/> (Complete Part II if there is a noncash contribution.)
1190		\$ 5000.	Person <input checked="" type="checkbox"/> Payroll <input type="checkbox"/> Noncash <input type="checkbox"/> (Complete Part II if there is a noncash contribution.)
1191		\$ 7500.	Person <input checked="" type="checkbox"/> Payroll <input type="checkbox"/> Noncash <input type="checkbox"/> (Complete Part II if there is a noncash contribution.)
1192		\$ 25000.	Person <input checked="" type="checkbox"/> Payroll <input type="checkbox"/> Noncash <input type="checkbox"/> (Complete Part II if there is a noncash contribution.)
1193		\$ 25000.	Person <input checked="" type="checkbox"/> Payroll <input type="checkbox"/> Noncash <input type="checkbox"/> (Complete Part II if there is a noncash contribution.)
1194		\$ 100000.	Person <input checked="" type="checkbox"/> Payroll <input type="checkbox"/> Noncash <input type="checkbox"/> (Complete Part II if there is a noncash contribution.)

Name of organization Chamber of Commerce of the USA	Employer identification number 53-0045720
---	---

Part I Contributors (See Specific Instructions.)

(a) No.	(b) Name, address, and ZIP + 4	(c) Aggregate contributions	(d) Type of contribution
1195		\$ <u>4000.</u>	Person <input checked="" type="checkbox"/> Payroll <input type="checkbox"/> Noncash <input type="checkbox"/> (Complete Part II if there is a noncash contribution.)
1196		\$ <u>6000.</u>	Person <input checked="" type="checkbox"/> Payroll <input type="checkbox"/> Noncash <input type="checkbox"/> (Complete Part II if there is a noncash contribution.)
1197		\$ <u>50000.</u>	Person <input checked="" type="checkbox"/> Payroll <input type="checkbox"/> Noncash <input type="checkbox"/> (Complete Part II if there is a noncash contribution.)
1198		\$ <u>10000.</u>	Person <input checked="" type="checkbox"/> Payroll <input type="checkbox"/> Noncash <input type="checkbox"/> (Complete Part II if there is a noncash contribution.)
1199		\$ <u>5000.</u>	Person <input checked="" type="checkbox"/> Payroll <input type="checkbox"/> Noncash <input type="checkbox"/> (Complete Part II if there is a noncash contribution.)
1200		\$ <u>2500.</u>	Person <input checked="" type="checkbox"/> Payroll <input type="checkbox"/> Noncash <input type="checkbox"/> (Complete Part II if there is a noncash contribution.)

Name of organization

Employer identification number

Chamber of Commerce of the USA

53-0045720

Part I Contributors (See Specific Instructions.)

(a) No.	(b) Name, address, and ZIP + 4	(c) Aggregate contributions	(d) Type of contribution
1201		\$ 1500.	Person <input checked="" type="checkbox"/> Payroll <input type="checkbox"/> Noncash <input type="checkbox"/> (Complete Part II if there is a noncash contribution.)
1202		\$ 5000.	Person <input checked="" type="checkbox"/> Payroll <input type="checkbox"/> Noncash <input type="checkbox"/> (Complete Part II if there is a noncash contribution.)
1203		\$ 5000.	Person <input checked="" type="checkbox"/> Payroll <input type="checkbox"/> Noncash <input type="checkbox"/> (Complete Part II if there is a noncash contribution.)
1204		\$ 3000.	Person <input checked="" type="checkbox"/> Payroll <input type="checkbox"/> Noncash <input type="checkbox"/> (Complete Part II if there is a noncash contribution.)
1205		\$ 5000.	Person <input checked="" type="checkbox"/> Payroll <input type="checkbox"/> Noncash <input type="checkbox"/> (Complete Part II if there is a noncash contribution.)
1206		\$ 25000.	Person <input checked="" type="checkbox"/> Payroll <input type="checkbox"/> Noncash <input type="checkbox"/> (Complete Part II if there is a noncash contribution.)

Name of organization

Employer identification number

Chamber of Commerce of the USA

53-0045720

Part I Contributors (See Specific Instructions.)

(a) No.	(b) Name, address, and ZIP + 4	(c) Aggregate contributions	(d) Type of contribution
1207		\$ 50000.	Person <input checked="" type="checkbox"/> Payroll <input type="checkbox"/> Noncash <input type="checkbox"/> (Complete Part II if there is a noncash contribution.)
1208		\$ 50000.	Person <input checked="" type="checkbox"/> Payroll <input type="checkbox"/> Noncash <input type="checkbox"/> (Complete Part II if there is a noncash contribution.)
1209		\$ 50000.	Person <input checked="" type="checkbox"/> Payroll <input type="checkbox"/> Noncash <input type="checkbox"/> (Complete Part II if there is a noncash contribution.)
1210		\$ 250000.	Person <input checked="" type="checkbox"/> Payroll <input type="checkbox"/> Noncash <input type="checkbox"/> (Complete Part II if there is a noncash contribution.)
1211		\$ 100000.	Person <input checked="" type="checkbox"/> Payroll <input type="checkbox"/> Noncash <input type="checkbox"/> (Complete Part II if there is a noncash contribution.)
1212		\$ 150000.	Person <input checked="" type="checkbox"/> Payroll <input type="checkbox"/> Noncash <input type="checkbox"/> (Complete Part II if there is a noncash contribution.)

Name of organization

Employer identification number

Chamber of Commerce of the USA

53-0045720

Part I Contributors (See Specific Instructions.)

(a) No.	(b) Name, address, and ZIP + 4	(c) Aggregate contributions	(d) Type of contribution
1213		\$ 10750.	Person <input checked="" type="checkbox"/> Payroll <input type="checkbox"/> Noncash <input type="checkbox"/> (Complete Part II if there is a noncash contribution.)
1214		\$ 9000.	Person <input checked="" type="checkbox"/> Payroll <input type="checkbox"/> Noncash <input type="checkbox"/> (Complete Part II if there is a noncash contribution.)
1215		\$ 20000.	Person <input checked="" type="checkbox"/> Payroll <input type="checkbox"/> Noncash <input type="checkbox"/> (Complete Part II if there is a noncash contribution.)
1216		\$ 1000.	Person <input checked="" type="checkbox"/> Payroll <input type="checkbox"/> Noncash <input type="checkbox"/> (Complete Part II if there is a noncash contribution.)
1217		\$ 7500.	Person <input checked="" type="checkbox"/> Payroll <input type="checkbox"/> Noncash <input type="checkbox"/> (Complete Part II if there is a noncash contribution.)
1218		\$ 10000.	Person <input checked="" type="checkbox"/> Payroll <input type="checkbox"/> Noncash <input type="checkbox"/> (Complete Part II if there is a noncash contribution.)

Name of organization

Employer identification number

Chamber of Commerce of the USA

53-0045720

Part I Contributors (See Specific Instructions.)

(a) No.	(b) Name, address, and ZIP + 4	(c) Aggregate contributions	(d) Type of contribution
1219		\$ 35000.	Person <input checked="" type="checkbox"/> Payroll <input type="checkbox"/> Noncash <input type="checkbox"/> (Complete Part II if there is a noncash contribution.)
1220		\$ 15000.	Person <input checked="" type="checkbox"/> Payroll <input type="checkbox"/> Noncash <input type="checkbox"/> (Complete Part II if there is a noncash contribution.)
1221		\$ 100000.	Person <input checked="" type="checkbox"/> Payroll <input type="checkbox"/> Noncash <input type="checkbox"/> (Complete Part II if there is a noncash contribution.)
1222		\$ 6000.	Person <input checked="" type="checkbox"/> Payroll <input type="checkbox"/> Noncash <input type="checkbox"/> (Complete Part II if there is a noncash contribution.)
1223		\$ 50000.	Person <input checked="" type="checkbox"/> Payroll <input type="checkbox"/> Noncash <input type="checkbox"/> (Complete Part II if there is a noncash contribution.)
1224		\$ 50000.	Person <input checked="" type="checkbox"/> Payroll <input type="checkbox"/> Noncash <input type="checkbox"/> (Complete Part II if there is a noncash contribution.)

Name of organization Chamber of Commerce of the USA	Employer identification number 53-0045720
---	---

Part I Contributors (See Specific Instructions.)

(a) No.	(b) Name, address, and ZIP + 4	(c) Aggregate contributions	(d) Type of contribution
1225		\$ <u>25000.</u>	Person <input checked="" type="checkbox"/> Payroll <input type="checkbox"/> Noncash <input type="checkbox"/> (Complete Part II if there is a noncash contribution.)
1226		\$ <u>15000.</u>	Person <input checked="" type="checkbox"/> Payroll <input type="checkbox"/> Noncash <input type="checkbox"/> (Complete Part II if there is a noncash contribution.)
1227		\$ <u>6000.</u>	Person <input checked="" type="checkbox"/> Payroll <input type="checkbox"/> Noncash <input type="checkbox"/> (Complete Part II if there is a noncash contribution.)
1228		\$ <u>5000.</u>	Person <input checked="" type="checkbox"/> Payroll <input type="checkbox"/> Noncash <input type="checkbox"/> (Complete Part II if there is a noncash contribution.)
1229		\$ <u>25000.</u>	Person <input checked="" type="checkbox"/> Payroll <input type="checkbox"/> Noncash <input type="checkbox"/> (Complete Part II if there is a noncash contribution.)
1230		\$ <u>3600.</u>	Person <input checked="" type="checkbox"/> Payroll <input type="checkbox"/> Noncash <input type="checkbox"/> (Complete Part II if there is a noncash contribution.)

Name of organization

Employer identification number

Chamber of Commerce of the USA

53-0045720

Part I Contributors (See Specific Instructions.)

(a) No.	(b) Name, address, and ZIP + 4	(c) Aggregate contributions	(d) Type of contribution
1231		\$ 3600.	Person <input checked="" type="checkbox"/> Payroll <input type="checkbox"/> Noncash <input type="checkbox"/> (Complete Part II if there is a noncash contribution.)
1232		\$ 15000.	Person <input checked="" type="checkbox"/> Payroll <input type="checkbox"/> Noncash <input type="checkbox"/> (Complete Part II if there is a noncash contribution.)
1233		\$ 25000.	Person <input checked="" type="checkbox"/> Payroll <input type="checkbox"/> Noncash <input type="checkbox"/> (Complete Part II if there is a noncash contribution.)
1234		\$ 50000.	Person <input checked="" type="checkbox"/> Payroll <input type="checkbox"/> Noncash <input type="checkbox"/> (Complete Part II if there is a noncash contribution.)
1235		\$ 15000.	Person <input checked="" type="checkbox"/> Payroll <input type="checkbox"/> Noncash <input type="checkbox"/> (Complete Part II if there is a noncash contribution.)
1236		\$ 10795.	Person <input checked="" type="checkbox"/> Payroll <input type="checkbox"/> Noncash <input type="checkbox"/> (Complete Part II if there is a noncash contribution.)

Name of organization Chamber of Commerce of the USA	Employer identification number 53-0045720
---	---

Part I Contributors (See Specific Instructions.)

(a) No.	(b) Name, address, and ZIP + 4	(c) Aggregate contributions	(d) Type of contribution
1237		\$ 7500.	Person <input checked="" type="checkbox"/> Payroll <input type="checkbox"/> Noncash <input type="checkbox"/> (Complete Part II if there is a noncash contribution.)
1238		\$ 50000.	Person <input checked="" type="checkbox"/> Payroll <input type="checkbox"/> Noncash <input type="checkbox"/> (Complete Part II if there is a noncash contribution.)
1239		\$ 100000.	Person <input checked="" type="checkbox"/> Payroll <input type="checkbox"/> Noncash <input type="checkbox"/> (Complete Part II if there is a noncash contribution.)
1240		\$ 200000.	Person <input checked="" type="checkbox"/> Payroll <input type="checkbox"/> Noncash <input type="checkbox"/> (Complete Part II if there is a noncash contribution.)
1241		\$ 500000.	Person <input checked="" type="checkbox"/> Payroll <input type="checkbox"/> Noncash <input type="checkbox"/> (Complete Part II if there is a noncash contribution.)
1242		\$ 250000.	Person <input checked="" type="checkbox"/> Payroll <input type="checkbox"/> Noncash <input type="checkbox"/> (Complete Part II if there is a noncash contribution.)

Name of organization

Employer identification number

Chamber of Commerce of the USA

53-0045720

Part I Contributors (See Specific Instructions.)

(a) No.	(b) Name, address, and ZIP + 4	(c) Aggregate contributions	(d) Type of contribution
1243		\$ 20000.	Person <input checked="" type="checkbox"/> Payroll <input type="checkbox"/> Noncash <input type="checkbox"/> (Complete Part II if there is a noncash contribution.)
1244		\$ 20000.	Person <input checked="" type="checkbox"/> Payroll <input type="checkbox"/> Noncash <input type="checkbox"/> (Complete Part II if there is a noncash contribution.)
1245		\$ 9000.	Person <input checked="" type="checkbox"/> Payroll <input type="checkbox"/> Noncash <input type="checkbox"/> (Complete Part II if there is a noncash contribution.)
1246		\$ 20000.	Person <input checked="" type="checkbox"/> Payroll <input type="checkbox"/> Noncash <input type="checkbox"/> (Complete Part II if there is a noncash contribution.)
1247		\$ 15000.	Person <input checked="" type="checkbox"/> Payroll <input type="checkbox"/> Noncash <input type="checkbox"/> (Complete Part II if there is a noncash contribution.)
1248		\$ 5000.	Person <input checked="" type="checkbox"/> Payroll <input type="checkbox"/> Noncash <input type="checkbox"/> (Complete Part II if there is a noncash contribution.)

Name of organization

Employer identification number

Chamber of Commerce of the USA

53-0045720

Part I Contributors (See Specific Instructions.)

(a) No.	(b) Name, address, and ZIP + 4	(c) Aggregate contributions	(d) Type of contribution
1249		\$ 7000.	Person <input checked="" type="checkbox"/> Payroll <input type="checkbox"/> Noncash <input type="checkbox"/> (Complete Part II if there is a noncash contribution.)
1250		\$ 15000.	Person <input checked="" type="checkbox"/> Payroll <input type="checkbox"/> Noncash <input type="checkbox"/> (Complete Part II if there is a noncash contribution.)
1251		\$ 15000.	Person <input checked="" type="checkbox"/> Payroll <input type="checkbox"/> Noncash <input type="checkbox"/> (Complete Part II if there is a noncash contribution.)
1252		\$ 14000.	Person <input checked="" type="checkbox"/> Payroll <input type="checkbox"/> Noncash <input type="checkbox"/> (Complete Part II if there is a noncash contribution.)
1253		\$ 50000.	Person <input checked="" type="checkbox"/> Payroll <input type="checkbox"/> Noncash <input type="checkbox"/> (Complete Part II if there is a noncash contribution.)
1254		\$ 15000.	Person <input checked="" type="checkbox"/> Payroll <input type="checkbox"/> Noncash <input type="checkbox"/> (Complete Part II if there is a noncash contribution.)

Name of organization

Employer identification number

Chamber of Commerce of the USA

53-0045720

Part I Contributors (See Specific Instructions.)

(a) No.	(b) Name, address, and ZIP + 4	(c) Aggregate contributions	(d) Type of contribution
1255		\$ 5000.	Person <input checked="" type="checkbox"/> Payroll <input type="checkbox"/> Noncash <input type="checkbox"/> (Complete Part II if there is a noncash contribution.)
1256		\$ 5000.	Person <input checked="" type="checkbox"/> Payroll <input type="checkbox"/> Noncash <input type="checkbox"/> (Complete Part II if there is a noncash contribution.)
1257		\$ 50000.	Person <input checked="" type="checkbox"/> Payroll <input type="checkbox"/> Noncash <input type="checkbox"/> (Complete Part II if there is a noncash contribution.)
1258		\$ 50000.	Person <input checked="" type="checkbox"/> Payroll <input type="checkbox"/> Noncash <input type="checkbox"/> (Complete Part II if there is a noncash contribution.)
1259		\$ 7500.	Person <input checked="" type="checkbox"/> Payroll <input type="checkbox"/> Noncash <input type="checkbox"/> (Complete Part II if there is a noncash contribution.)
1260		\$ 2500.	Person <input checked="" type="checkbox"/> Payroll <input type="checkbox"/> Noncash <input type="checkbox"/> (Complete Part II if there is a noncash contribution.)

Name of organization

Employer identification number

Chamber of Commerce of the USA

53-0045720

Part I Contributors (See Specific Instructions.)

(a) No.	(b) Name, address, and ZIP + 4	(c) Aggregate contributions	(d) Type of contribution
1261		\$ 2500.	Person <input checked="" type="checkbox"/> Payroll <input type="checkbox"/> Noncash <input type="checkbox"/> (Complete Part II if there is a noncash contribution.)
1262		\$ 10000.	Person <input checked="" type="checkbox"/> Payroll <input type="checkbox"/> Noncash <input type="checkbox"/> (Complete Part II if there is a noncash contribution.)
1263		\$ 10000.	Person <input checked="" type="checkbox"/> Payroll <input type="checkbox"/> Noncash <input type="checkbox"/> (Complete Part II if there is a noncash contribution.)
1264		\$ 15000.	Person <input checked="" type="checkbox"/> Payroll <input type="checkbox"/> Noncash <input type="checkbox"/> (Complete Part II if there is a noncash contribution.)
1265		\$ 6000.	Person <input checked="" type="checkbox"/> Payroll <input type="checkbox"/> Noncash <input type="checkbox"/> (Complete Part II if there is a noncash contribution.)
1266		\$ 5000.	Person <input checked="" type="checkbox"/> Payroll <input type="checkbox"/> Noncash <input type="checkbox"/> (Complete Part II if there is a noncash contribution.)

Name of organization

Employer identification number

Chamber of Commerce of the USA

53-0045720

Part I Contributors (See Specific Instructions.)

(a) No.	(b) Name, address, and ZIP + 4	(c) Aggregate contributions	(d) Type of contribution
1267		\$ 5000.	Person <input checked="" type="checkbox"/> Payroll <input type="checkbox"/> Noncash <input type="checkbox"/> (Complete Part II if there is a noncash contribution.)
1268		\$ 1000.	Person <input checked="" type="checkbox"/> Payroll <input type="checkbox"/> Noncash <input type="checkbox"/> (Complete Part II if there is a noncash contribution.)
1269		\$ 50000.	Person <input checked="" type="checkbox"/> Payroll <input type="checkbox"/> Noncash <input type="checkbox"/> (Complete Part II if there is a noncash contribution.)
1270		\$ 15000.	Person <input checked="" type="checkbox"/> Payroll <input type="checkbox"/> Noncash <input type="checkbox"/> (Complete Part II if there is a noncash contribution.)
1271		\$ 1500.	Person <input checked="" type="checkbox"/> Payroll <input type="checkbox"/> Noncash <input type="checkbox"/> (Complete Part II if there is a noncash contribution.)
1272		\$ 9000.	Person <input checked="" type="checkbox"/> Payroll <input type="checkbox"/> Noncash <input type="checkbox"/> (Complete Part II if there is a noncash contribution.)

Name of organization

Employer identification number

Chamber of Commerce of the USA

53-0045720

Part I Contributors (See Specific Instructions.)

(a) No.	(b) Name, address, and ZIP + 4	(c) Aggregate contributions	(d) Type of contribution
1273		\$ 100000.	Person <input checked="" type="checkbox"/> Payroll <input type="checkbox"/> Noncash <input type="checkbox"/> (Complete Part II if there is a noncash contribution.)
1274		\$ 10000.	Person <input checked="" type="checkbox"/> Payroll <input type="checkbox"/> Noncash <input type="checkbox"/> (Complete Part II if there is a noncash contribution.)
1275		\$ 5500.	Person <input checked="" type="checkbox"/> Payroll <input type="checkbox"/> Noncash <input type="checkbox"/> (Complete Part II if there is a noncash contribution.)
1276		\$ 12000.	Person <input checked="" type="checkbox"/> Payroll <input type="checkbox"/> Noncash <input type="checkbox"/> (Complete Part II if there is a noncash contribution.)
1277		\$ 50000.	Person <input checked="" type="checkbox"/> Payroll <input type="checkbox"/> Noncash <input type="checkbox"/> (Complete Part II if there is a noncash contribution.)
1278		\$ 100000.	Person <input checked="" type="checkbox"/> Payroll <input type="checkbox"/> Noncash <input type="checkbox"/> (Complete Part II if there is a noncash contribution.)

Name of organization Chamber of Commerce of the USA	Employer identification number 53-0045720
---	---

Part I Contributors (See Specific Instructions.)

(a) No.	(b) Name, address, and ZIP + 4	(c) Aggregate contributions	(d) Type of contribution
1279		\$ 250000.	Person <input checked="" type="checkbox"/> Payroll <input type="checkbox"/> Noncash <input type="checkbox"/> (Complete Part II if there is a noncash contribution.)
1280		\$ 150000.	Person <input checked="" type="checkbox"/> Payroll <input type="checkbox"/> Noncash <input type="checkbox"/> (Complete Part II if there is a noncash contribution.)
1281		\$ 15000.	Person <input checked="" type="checkbox"/> Payroll <input type="checkbox"/> Noncash <input type="checkbox"/> (Complete Part II if there is a noncash contribution.)
1282		\$ 3000.	Person <input checked="" type="checkbox"/> Payroll <input type="checkbox"/> Noncash <input type="checkbox"/> (Complete Part II if there is a noncash contribution.)
1283		\$ 3000.	Person <input checked="" type="checkbox"/> Payroll <input type="checkbox"/> Noncash <input type="checkbox"/> (Complete Part II if there is a noncash contribution.)
1284		\$ 1000.	Person <input checked="" type="checkbox"/> Payroll <input type="checkbox"/> Noncash <input type="checkbox"/> (Complete Part II if there is a noncash contribution.)

Name of organization Chamber of Commerce of the USA	Employer identification number 53-0045720
---	---

Part I Contributors (See Specific Instructions.)

(a) No.	(b) Name, address, and ZIP + 4	(c) Aggregate contributions	(d) Type of contribution
1285		\$ 1000.	Person <input checked="" type="checkbox"/> Payroll <input type="checkbox"/> Noncash <input type="checkbox"/> (Complete Part II if there is a noncash contribution.)
1286		\$ 6000.	Person <input checked="" type="checkbox"/> Payroll <input type="checkbox"/> Noncash <input type="checkbox"/> (Complete Part II if there is a noncash contribution.)
1287		\$ 5000.	Person <input checked="" type="checkbox"/> Payroll <input type="checkbox"/> Noncash <input type="checkbox"/> (Complete Part II if there is a noncash contribution.)
1288		\$ 3000.	Person <input checked="" type="checkbox"/> Payroll <input type="checkbox"/> Noncash <input type="checkbox"/> (Complete Part II if there is a noncash contribution.)
1289		\$ 1000.	Person <input checked="" type="checkbox"/> Payroll <input type="checkbox"/> Noncash <input type="checkbox"/> (Complete Part II if there is a noncash contribution.)
1290		\$ 100000.	Person <input checked="" type="checkbox"/> Payroll <input type="checkbox"/> Noncash <input type="checkbox"/> (Complete Part II if there is a noncash contribution.)

Name of organization

Employer identification number

Chamber of Commerce of the USA

53-0045720

Part I Contributors (See Specific Instructions.)

(a) No.	(b) Name, address, and ZIP + 4	(c) Aggregate contributions	(d) Type of contribution
1291		\$ 100000.	Person <input checked="" type="checkbox"/> Payroll <input type="checkbox"/> Noncash <input type="checkbox"/> (Complete Part II if there is a noncash contribution.)
1292		\$ 12500.	Person <input checked="" type="checkbox"/> Payroll <input type="checkbox"/> Noncash <input type="checkbox"/> (Complete Part II if there is a noncash contribution.)
1293		\$ 5000.	Person <input checked="" type="checkbox"/> Payroll <input type="checkbox"/> Noncash <input type="checkbox"/> (Complete Part II if there is a noncash contribution.)
1294		\$ 10000.	Person <input checked="" type="checkbox"/> Payroll <input type="checkbox"/> Noncash <input type="checkbox"/> (Complete Part II if there is a noncash contribution.)
1295		\$ 14975.	Person <input checked="" type="checkbox"/> Payroll <input type="checkbox"/> Noncash <input type="checkbox"/> (Complete Part II if there is a noncash contribution.)
1296		\$ 5000.	Person <input checked="" type="checkbox"/> Payroll <input type="checkbox"/> Noncash <input type="checkbox"/> (Complete Part II if there is a noncash contribution.)

Name of organization

Employer identification number

Chamber of Commerce of the USA

53-0045720

Part I Contributors (See Specific Instructions.)

(a) No.	(b) Name, address, and ZIP + 4	(c) Aggregate contributions	(d) Type of contribution
1297		\$ 5000.	Person <input checked="" type="checkbox"/> Payroll <input type="checkbox"/> Noncash <input type="checkbox"/> (Complete Part II if there is a noncash contribution.)
1298		\$ 5000.	Person <input checked="" type="checkbox"/> Payroll <input type="checkbox"/> Noncash <input type="checkbox"/> (Complete Part II if there is a noncash contribution.)
1299		\$ 200000.	Person <input checked="" type="checkbox"/> Payroll <input type="checkbox"/> Noncash <input type="checkbox"/> (Complete Part II if there is a noncash contribution.)
1300		\$ 5000.	Person <input checked="" type="checkbox"/> Payroll <input type="checkbox"/> Noncash <input type="checkbox"/> (Complete Part II if there is a noncash contribution.)
1301		\$ 25000.	Person <input checked="" type="checkbox"/> Payroll <input type="checkbox"/> Noncash <input type="checkbox"/> (Complete Part II if there is a noncash contribution.)
1302		\$ 20000.	Person <input checked="" type="checkbox"/> Payroll <input type="checkbox"/> Noncash <input type="checkbox"/> (Complete Part II if there is a noncash contribution.)

Name of organization Chamber of Commerce of the USA	Employer identification number 53-0045720
---	---

Part I Contributors (See Specific Instructions.)

(a) No.	(b) Name, address, and ZIP + 4	(c) Aggregate contributions	(d) Type of contribution
1303		\$ 15000.	Person <input checked="" type="checkbox"/> Payroll <input type="checkbox"/> Noncash <input type="checkbox"/> (Complete Part II if there is a noncash contribution.)
1304		\$ 40000.	Person <input checked="" type="checkbox"/> Payroll <input type="checkbox"/> Noncash <input type="checkbox"/> (Complete Part II if there is a noncash contribution.)
1305		\$ 35000.	Person <input checked="" type="checkbox"/> Payroll <input type="checkbox"/> Noncash <input type="checkbox"/> (Complete Part II if there is a noncash contribution.)
1306		\$ 12000.	Person <input checked="" type="checkbox"/> Payroll <input type="checkbox"/> Noncash <input type="checkbox"/> (Complete Part II if there is a noncash contribution.)
1307		\$ 5000.	Person <input checked="" type="checkbox"/> Payroll <input type="checkbox"/> Noncash <input type="checkbox"/> (Complete Part II if there is a noncash contribution.)
1308		\$ 10000.	Person <input checked="" type="checkbox"/> Payroll <input type="checkbox"/> Noncash <input type="checkbox"/> (Complete Part II if there is a noncash contribution.)

Name of organization

Employer identification number

Chamber of Commerce of the USA

53-0045720

Part I Contributors (See Specific Instructions.)

(a) No.	(b) Name, address, and ZIP + 4	(c) Aggregate contributions	(d) Type of contribution
1309		\$ 6000.	Person <input checked="" type="checkbox"/> Payroll <input type="checkbox"/> Noncash <input type="checkbox"/> (Complete Part II if there is a noncash contribution.)
1310		\$ 5000.	Person <input checked="" type="checkbox"/> Payroll <input type="checkbox"/> Noncash <input type="checkbox"/> (Complete Part II if there is a noncash contribution.)
1311		\$ 1000.	Person <input checked="" type="checkbox"/> Payroll <input type="checkbox"/> Noncash <input type="checkbox"/> (Complete Part II if there is a noncash contribution.)
1312		\$ 10000.	Person <input checked="" type="checkbox"/> Payroll <input type="checkbox"/> Noncash <input type="checkbox"/> (Complete Part II if there is a noncash contribution.)
1313		\$ 5000.	Person <input checked="" type="checkbox"/> Payroll <input type="checkbox"/> Noncash <input type="checkbox"/> (Complete Part II if there is a noncash contribution.)
1314		\$ 100000.	Person <input checked="" type="checkbox"/> Payroll <input type="checkbox"/> Noncash <input type="checkbox"/> (Complete Part II if there is a noncash contribution.)

Name of organization Chamber of Commerce of the USA	Employer identification number 53-0045720
---	---

Part I Contributors (See Specific Instructions.)

(a) No.	(b) Name, address, and ZIP + 4	(c) Aggregate contributions	(d) Type of contribution
1315		\$ 25000.	Person <input checked="" type="checkbox"/> Payroll <input type="checkbox"/> Noncash <input type="checkbox"/> (Complete Part II if there is a noncash contribution.)
1316		\$ 25000.	Person <input checked="" type="checkbox"/> Payroll <input type="checkbox"/> Noncash <input type="checkbox"/> (Complete Part II if there is a noncash contribution.)
1317		\$ 7500.	Person <input checked="" type="checkbox"/> Payroll <input type="checkbox"/> Noncash <input type="checkbox"/> (Complete Part II if there is a noncash contribution.)
1318		\$ 6000.	Person <input checked="" type="checkbox"/> Payroll <input type="checkbox"/> Noncash <input type="checkbox"/> (Complete Part II if there is a noncash contribution.)
1319		\$ 6000.	Person <input checked="" type="checkbox"/> Payroll <input type="checkbox"/> Noncash <input type="checkbox"/> (Complete Part II if there is a noncash contribution.)
1320		\$ 6000.	Person <input checked="" type="checkbox"/> Payroll <input type="checkbox"/> Noncash <input type="checkbox"/> (Complete Part II if there is a noncash contribution.)

Name of organization

Employer identification number

Chamber of Commerce of the USA

53-0045720

Part I Contributors (See Specific Instructions.)

(a) No.	(b) Name, address, and ZIP + 4	(c) Aggregate contributions	(d) Type of contribution
1321		\$ 5000.	Person <input checked="" type="checkbox"/> Payroll <input type="checkbox"/> Noncash <input type="checkbox"/> (Complete Part II if there is a noncash contribution.)
1322		\$ 7500.	Person <input checked="" type="checkbox"/> Payroll <input type="checkbox"/> Noncash <input type="checkbox"/> (Complete Part II if there is a noncash contribution.)
1323		\$ 15000.	Person <input checked="" type="checkbox"/> Payroll <input type="checkbox"/> Noncash <input type="checkbox"/> (Complete Part II if there is a noncash contribution.)
1324		\$ 10000.	Person <input checked="" type="checkbox"/> Payroll <input type="checkbox"/> Noncash <input type="checkbox"/> (Complete Part II if there is a noncash contribution.)
1325		\$ 250000.	Person <input checked="" type="checkbox"/> Payroll <input type="checkbox"/> Noncash <input type="checkbox"/> (Complete Part II if there is a noncash contribution.)
1326		\$ 250000.	Person <input checked="" type="checkbox"/> Payroll <input type="checkbox"/> Noncash <input type="checkbox"/> (Complete Part II if there is a noncash contribution.)

Name of organization

Employer identification number

Chamber of Commerce of the USA

53-0045720

Part I Contributors (See Specific Instructions.)

(a) No.	(b) Name, address, and ZIP + 4	(c) Aggregate contributions	(d) Type of contribution
1327		\$ 15000.	Person <input checked="" type="checkbox"/> Payroll <input type="checkbox"/> Noncash <input type="checkbox"/> (Complete Part II if there is a noncash contribution.)
1328		\$ 10000.	Person <input checked="" type="checkbox"/> Payroll <input type="checkbox"/> Noncash <input type="checkbox"/> (Complete Part II if there is a noncash contribution.)
1329		\$ 15000.	Person <input checked="" type="checkbox"/> Payroll <input type="checkbox"/> Noncash <input type="checkbox"/> (Complete Part II if there is a noncash contribution.)
1330		\$ 50000.	Person <input checked="" type="checkbox"/> Payroll <input type="checkbox"/> Noncash <input type="checkbox"/> (Complete Part II if there is a noncash contribution.)
1331		\$ 10000.	Person <input checked="" type="checkbox"/> Payroll <input type="checkbox"/> Noncash <input type="checkbox"/> (Complete Part II if there is a noncash contribution.)
1332		\$ 11000.	Person <input checked="" type="checkbox"/> Payroll <input type="checkbox"/> Noncash <input type="checkbox"/> (Complete Part II if there is a noncash contribution.)

Name of organization Chamber of Commerce of the USA	Employer identification number 53-0045720
---	---

Part I Contributors (See Specific Instructions.)

(a) No.	(b) Name, address, and ZIP + 4	(c) Aggregate contributions	(d) Type of contribution
1333		\$ 50000.	Person <input checked="" type="checkbox"/> Payroll <input type="checkbox"/> Noncash <input type="checkbox"/> (Complete Part II if there is a noncash contribution.)
1334		\$ 5000.	Person <input checked="" type="checkbox"/> Payroll <input type="checkbox"/> Noncash <input type="checkbox"/> (Complete Part II if there is a noncash contribution.)
1335		\$ 15000.	Person <input checked="" type="checkbox"/> Payroll <input type="checkbox"/> Noncash <input type="checkbox"/> (Complete Part II if there is a noncash contribution.)
1336		\$ 10000.	Person <input checked="" type="checkbox"/> Payroll <input type="checkbox"/> Noncash <input type="checkbox"/> (Complete Part II if there is a noncash contribution.)
1337		\$ 15000.	Person <input checked="" type="checkbox"/> Payroll <input type="checkbox"/> Noncash <input type="checkbox"/> (Complete Part II if there is a noncash contribution.)
1338		\$ 10000.	Person <input checked="" type="checkbox"/> Payroll <input type="checkbox"/> Noncash <input type="checkbox"/> (Complete Part II if there is a noncash contribution.)

Name of organization

Employer identification number

Chamber of Commerce of the USA

53-0045720

Part I Contributors (See Specific Instructions.)

(a) No.	(b) Name, address, and ZIP + 4	(c) Aggregate contributions	(d) Type of contribution
1339		\$ 10000.	Person <input checked="" type="checkbox"/> Payroll <input type="checkbox"/> Noncash <input type="checkbox"/> (Complete Part II if there is a noncash contribution.)
1340		\$ 5500.	Person <input checked="" type="checkbox"/> Payroll <input type="checkbox"/> Noncash <input type="checkbox"/> (Complete Part II if there is a noncash contribution.)
1341		\$ 15000.	Person <input checked="" type="checkbox"/> Payroll <input type="checkbox"/> Noncash <input type="checkbox"/> (Complete Part II if there is a noncash contribution.)
1342		\$ 15000.	Person <input checked="" type="checkbox"/> Payroll <input type="checkbox"/> Noncash <input type="checkbox"/> (Complete Part II if there is a noncash contribution.)
1343		\$ 25000.	Person <input checked="" type="checkbox"/> Payroll <input type="checkbox"/> Noncash <input type="checkbox"/> (Complete Part II if there is a noncash contribution.)
1344		\$ 25000.	Person <input checked="" type="checkbox"/> Payroll <input type="checkbox"/> Noncash <input type="checkbox"/> (Complete Part II if there is a noncash contribution.)

Name of organization Chamber of Commerce of the USA	Employer identification number 53-0045720
---	---

Part I Contributors (See Specific Instructions.)

(a) No.	(b) Name, address, and ZIP + 4	(c) Aggregate contributions	(d) Type of contribution
1345		\$ 10000.	Person <input checked="" type="checkbox"/> Payroll <input type="checkbox"/> Noncash <input type="checkbox"/> (Complete Part II if there is a noncash contribution.)
1346		\$ 10000.	Person <input checked="" type="checkbox"/> Payroll <input type="checkbox"/> Noncash <input type="checkbox"/> (Complete Part II if there is a noncash contribution.)
1347		\$ 100000.	Person <input checked="" type="checkbox"/> Payroll <input type="checkbox"/> Noncash <input type="checkbox"/> (Complete Part II if there is a noncash contribution.)
1348		\$ 100000.	Person <input checked="" type="checkbox"/> Payroll <input type="checkbox"/> Noncash <input type="checkbox"/> (Complete Part II if there is a noncash contribution.)
1349		\$ 100000.	Person <input checked="" type="checkbox"/> Payroll <input type="checkbox"/> Noncash <input type="checkbox"/> (Complete Part II if there is a noncash contribution.)
1350		\$ 2700.	Person <input checked="" type="checkbox"/> Payroll <input type="checkbox"/> Noncash <input type="checkbox"/> (Complete Part II if there is a noncash contribution.)

Name of organization Chamber of Commerce of the USA	Employer identification number 53-0045720
---	---

Part I Contributors (See Specific Instructions.)

(a) No.	(b) Name, address, and ZIP + 4	(c) Aggregate contributions	(d) Type of contribution
1351		\$ 6000.	Person <input checked="" type="checkbox"/> Payroll <input type="checkbox"/> Noncash <input type="checkbox"/> (Complete Part II if there is a noncash contribution.)
1352		\$ 7500.	Person <input checked="" type="checkbox"/> Payroll <input type="checkbox"/> Noncash <input type="checkbox"/> (Complete Part II if there is a noncash contribution.)
1353		\$ 20000.	Person <input checked="" type="checkbox"/> Payroll <input type="checkbox"/> Noncash <input type="checkbox"/> (Complete Part II if there is a noncash contribution.)
1354		\$ 10000.	Person <input checked="" type="checkbox"/> Payroll <input type="checkbox"/> Noncash <input type="checkbox"/> (Complete Part II if there is a noncash contribution.)
1355		\$ 250000.	Person <input checked="" type="checkbox"/> Payroll <input type="checkbox"/> Noncash <input type="checkbox"/> (Complete Part II if there is a noncash contribution.)
1356		\$ 2000.	Person <input checked="" type="checkbox"/> Payroll <input type="checkbox"/> Noncash <input type="checkbox"/> (Complete Part II if there is a noncash contribution.)

Name of organization Chamber of Commerce of the USA	Employer identification number 53-0045720
---	---

Part I Contributors (See Specific Instructions.)

(a) No.	(b) Name, address, and ZIP + 4	(c) Aggregate contributions	(d) Type of contribution
1357		\$ 250000.	Person <input checked="" type="checkbox"/> Payroll <input type="checkbox"/> Noncash <input type="checkbox"/> (Complete Part II if there is a noncash contribution.)
1358		\$ 100000.	Person <input checked="" type="checkbox"/> Payroll <input type="checkbox"/> Noncash <input type="checkbox"/> (Complete Part II if there is a noncash contribution.)
1359		\$ 15000.	Person <input checked="" type="checkbox"/> Payroll <input type="checkbox"/> Noncash <input type="checkbox"/> (Complete Part II if there is a noncash contribution.)
1360		\$ 5000.	Person <input checked="" type="checkbox"/> Payroll <input type="checkbox"/> Noncash <input type="checkbox"/> (Complete Part II if there is a noncash contribution.)
1361		\$ 25000.	Person <input checked="" type="checkbox"/> Payroll <input type="checkbox"/> Noncash <input type="checkbox"/> (Complete Part II if there is a noncash contribution.)
1362		\$ 3000.	Person <input checked="" type="checkbox"/> Payroll <input type="checkbox"/> Noncash <input type="checkbox"/> (Complete Part II if there is a noncash contribution.)

Name of organization

Employer identification number

Chamber of Commerce of the USA

53-0045720

Part I Contributors (See Specific Instructions.)

(a) No.	(b) Name, address, and ZIP + 4	(c) Aggregate contributions	(d) Type of contribution
1363		\$ 2000.	Person <input checked="" type="checkbox"/> Payroll <input type="checkbox"/> Noncash <input type="checkbox"/> (Complete Part II if there is a noncash contribution.)
1364		\$ 10000.	Person <input checked="" type="checkbox"/> Payroll <input type="checkbox"/> Noncash <input type="checkbox"/> (Complete Part II if there is a noncash contribution.)
1365		\$ 15000.	Person <input checked="" type="checkbox"/> Payroll <input type="checkbox"/> Noncash <input type="checkbox"/> (Complete Part II if there is a noncash contribution.)
1366		\$ 15000.	Person <input checked="" type="checkbox"/> Payroll <input type="checkbox"/> Noncash <input type="checkbox"/> (Complete Part II if there is a noncash contribution.)
1367		\$ 7500.	Person <input checked="" type="checkbox"/> Payroll <input type="checkbox"/> Noncash <input type="checkbox"/> (Complete Part II if there is a noncash contribution.)
1368		\$ 300000.	Person <input checked="" type="checkbox"/> Payroll <input type="checkbox"/> Noncash <input type="checkbox"/> (Complete Part II if there is a noncash contribution.)

Name of organization

Employer identification number

Chamber of Commerce of the USA

53-0045720

Part I Contributors (See Specific Instructions.)

(a) No.	(b) Name, address, and ZIP + 4	(c) Aggregate contributions	(d) Type of contribution
1369		\$ 5000.	Person <input checked="" type="checkbox"/> Payroll <input type="checkbox"/> Noncash <input type="checkbox"/> (Complete Part II if there is a noncash contribution.)
1370		\$ 7000.	Person <input checked="" type="checkbox"/> Payroll <input type="checkbox"/> Noncash <input type="checkbox"/> (Complete Part II if there is a noncash contribution.)
1371		\$ 3500.	Person <input checked="" type="checkbox"/> Payroll <input type="checkbox"/> Noncash <input type="checkbox"/> (Complete Part II if there is a noncash contribution.)
1372		\$ 7500.	Person <input checked="" type="checkbox"/> Payroll <input type="checkbox"/> Noncash <input type="checkbox"/> (Complete Part II if there is a noncash contribution.)
1373		\$ 350000.	Person <input checked="" type="checkbox"/> Payroll <input type="checkbox"/> Noncash <input type="checkbox"/> (Complete Part II if there is a noncash contribution.)
1374		\$ 150000.	Person <input checked="" type="checkbox"/> Payroll <input type="checkbox"/> Noncash <input type="checkbox"/> (Complete Part II if there is a noncash contribution.)

Name of organization Chamber of Commerce of the USA	Employer identification number 53-0045720
---	---

Part I Contributors (See Specific Instructions.)

(a) No.	(b) Name, address, and ZIP + 4	(c) Aggregate contributions	(d) Type of contribution
1375		\$ 40000.	Person <input checked="" type="checkbox"/> Payroll <input type="checkbox"/> Noncash <input type="checkbox"/> (Complete Part II if there is a noncash contribution.)
1376		\$ 10000.	Person <input checked="" type="checkbox"/> Payroll <input type="checkbox"/> Noncash <input type="checkbox"/> (Complete Part II if there is a noncash contribution.)
1377		\$ 25000.	Person <input checked="" type="checkbox"/> Payroll <input type="checkbox"/> Noncash <input type="checkbox"/> (Complete Part II if there is a noncash contribution.)
1378		\$ 125000.	Person <input checked="" type="checkbox"/> Payroll <input type="checkbox"/> Noncash <input type="checkbox"/> (Complete Part II if there is a noncash contribution.)
1379		\$ 7500.	Person <input checked="" type="checkbox"/> Payroll <input type="checkbox"/> Noncash <input type="checkbox"/> (Complete Part II if there is a noncash contribution.)
1380		\$ 15000.	Person <input checked="" type="checkbox"/> Payroll <input type="checkbox"/> Noncash <input type="checkbox"/> (Complete Part II if there is a noncash contribution.)

Name of organization

Employer identification number

Chamber of Commerce of the USA

53-0045720

Part I Contributors (See Specific Instructions.)

(a) No.	(b) Name, address, and ZIP + 4	(c) Aggregate contributions	(d) Type of contribution
1381		\$ 9000.	Person <input checked="" type="checkbox"/> Payroll <input type="checkbox"/> Noncash <input type="checkbox"/> (Complete Part II if there is a noncash contribution.)
1382		\$ 6000.	Person <input checked="" type="checkbox"/> Payroll <input type="checkbox"/> Noncash <input type="checkbox"/> (Complete Part II if there is a noncash contribution.)
1383		\$ 5000.	Person <input checked="" type="checkbox"/> Payroll <input type="checkbox"/> Noncash <input type="checkbox"/> (Complete Part II if there is a noncash contribution.)
1384		\$ 10000.	Person <input checked="" type="checkbox"/> Payroll <input type="checkbox"/> Noncash <input type="checkbox"/> (Complete Part II if there is a noncash contribution.)
1385		\$ 35000.	Person <input checked="" type="checkbox"/> Payroll <input type="checkbox"/> Noncash <input type="checkbox"/> (Complete Part II if there is a noncash contribution.)
1386		\$ 24550.	Person <input checked="" type="checkbox"/> Payroll <input type="checkbox"/> Noncash <input type="checkbox"/> (Complete Part II if there is a noncash contribution.)

Name of organization

Employer identification number

Chamber of Commerce of the USA

53-0045720

Part I Contributors (See Specific Instructions.)

(a) No.	(b) Name, address, and ZIP + 4	(c) Aggregate contributions	(d) Type of contribution
1387		\$ 7750.	Person <input checked="" type="checkbox"/> Payroll <input type="checkbox"/> Noncash <input type="checkbox"/> (Complete Part II if there is a noncash contribution.)
1388		\$ 25000.	Person <input checked="" type="checkbox"/> Payroll <input type="checkbox"/> Noncash <input type="checkbox"/> (Complete Part II if there is a noncash contribution.)
1389		\$ 25000.	Person <input checked="" type="checkbox"/> Payroll <input type="checkbox"/> Noncash <input type="checkbox"/> (Complete Part II if there is a noncash contribution.)
1390		\$ 7500.	Person <input checked="" type="checkbox"/> Payroll <input type="checkbox"/> Noncash <input type="checkbox"/> (Complete Part II if there is a noncash contribution.)
1391		\$ 5000.	Person <input checked="" type="checkbox"/> Payroll <input type="checkbox"/> Noncash <input type="checkbox"/> (Complete Part II if there is a noncash contribution.)
1392		\$ 5000.	Person <input checked="" type="checkbox"/> Payroll <input type="checkbox"/> Noncash <input type="checkbox"/> (Complete Part II if there is a noncash contribution.)

Name of organization

Employer identification number

Chamber of Commerce of the USA

53-0045720

Part I Contributors (See Specific Instructions.)

(a) No.	(b) Name, address, and ZIP + 4	(c) Aggregate contributions	(d) Type of contribution
1393		\$ 10000.	Person <input checked="" type="checkbox"/> Payroll <input type="checkbox"/> Noncash <input type="checkbox"/> (Complete Part II if there is a noncash contribution.)
1394		\$ 5000.	Person <input checked="" type="checkbox"/> Payroll <input type="checkbox"/> Noncash <input type="checkbox"/> (Complete Part II if there is a noncash contribution.)
1395		\$ 25000.	Person <input checked="" type="checkbox"/> Payroll <input type="checkbox"/> Noncash <input type="checkbox"/> (Complete Part II if there is a noncash contribution.)
1396		\$ 10000.	Person <input checked="" type="checkbox"/> Payroll <input type="checkbox"/> Noncash <input type="checkbox"/> (Complete Part II if there is a noncash contribution.)
1397		\$ 12500.	Person <input checked="" type="checkbox"/> Payroll <input type="checkbox"/> Noncash <input type="checkbox"/> (Complete Part II if there is a noncash contribution.)
1398		\$ 100000.	Person <input checked="" type="checkbox"/> Payroll <input type="checkbox"/> Noncash <input type="checkbox"/> (Complete Part II if there is a noncash contribution.)

Name of organization Chamber of Commerce of the USA	Employer identification number 53-0045720
---	---

Part I Contributors (See Specific Instructions.)

(a) No.	(b) Name, address, and ZIP + 4	(c) Aggregate contributions	(d) Type of contribution
1399		\$ 7500.	Person <input checked="" type="checkbox"/> Payroll <input type="checkbox"/> Noncash <input type="checkbox"/> (Complete Part II if there is a noncash contribution.)
1400		\$ 6000.	Person <input checked="" type="checkbox"/> Payroll <input type="checkbox"/> Noncash <input type="checkbox"/> (Complete Part II if there is a noncash contribution.)
1401		\$ 2500.	Person <input checked="" type="checkbox"/> Payroll <input type="checkbox"/> Noncash <input type="checkbox"/> (Complete Part II if there is a noncash contribution.)
1402		\$ 2500.	Person <input checked="" type="checkbox"/> Payroll <input type="checkbox"/> Noncash <input type="checkbox"/> (Complete Part II if there is a noncash contribution.)
1403		\$ 25000.	Person <input checked="" type="checkbox"/> Payroll <input type="checkbox"/> Noncash <input type="checkbox"/> (Complete Part II if there is a noncash contribution.)
1404		\$ 25000.	Person <input checked="" type="checkbox"/> Payroll <input type="checkbox"/> Noncash <input type="checkbox"/> (Complete Part II if there is a noncash contribution.)

Name of organization Chamber of Commerce of the USA	Employer identification number 53-0045720
---	---

Part I Contributors (See Specific Instructions.)

(a) No.	(b) Name, address, and ZIP + 4	(c) Aggregate contributions	(d) Type of contribution
1405		\$ <u>113750.</u>	Person <input checked="" type="checkbox"/> Payroll <input type="checkbox"/> Noncash <input type="checkbox"/> (Complete Part II if there is a noncash contribution.)
1406		\$ <u>10000.</u>	Person <input checked="" type="checkbox"/> Payroll <input type="checkbox"/> Noncash <input type="checkbox"/> (Complete Part II if there is a noncash contribution.)
1407		\$ <u>100000.</u>	Person <input checked="" type="checkbox"/> Payroll <input type="checkbox"/> Noncash <input type="checkbox"/> (Complete Part II if there is a noncash contribution.)
1408		\$ <u>100000.</u>	Person <input checked="" type="checkbox"/> Payroll <input type="checkbox"/> Noncash <input type="checkbox"/> (Complete Part II if there is a noncash contribution.)
1409		\$ <u>100000.</u>	Person <input checked="" type="checkbox"/> Payroll <input type="checkbox"/> Noncash <input type="checkbox"/> (Complete Part II if there is a noncash contribution.)
1410		\$ <u>5000.</u>	Person <input checked="" type="checkbox"/> Payroll <input type="checkbox"/> Noncash <input type="checkbox"/> (Complete Part II if there is a noncash contribution.)

Name of organization

Employer identification number

Chamber of Commerce of the USA

53-0045720

Part I Contributors (See Specific Instructions.)

(a) No.	(b) Name, address, and ZIP + 4	(c) Aggregate contributions	(d) Type of contribution
1411		\$ 7500.	Person <input checked="" type="checkbox"/> Payroll <input type="checkbox"/> Noncash <input type="checkbox"/> (Complete Part II if there is a noncash contribution.)
1412		\$ 5000.	Person <input checked="" type="checkbox"/> Payroll <input type="checkbox"/> Noncash <input type="checkbox"/> (Complete Part II if there is a noncash contribution.)
1413		\$ 15000.	Person <input checked="" type="checkbox"/> Payroll <input type="checkbox"/> Noncash <input type="checkbox"/> (Complete Part II if there is a noncash contribution.)
1414		\$ 5000.	Person <input checked="" type="checkbox"/> Payroll <input type="checkbox"/> Noncash <input type="checkbox"/> (Complete Part II if there is a noncash contribution.)
1415		\$ 20000.	Person <input checked="" type="checkbox"/> Payroll <input type="checkbox"/> Noncash <input type="checkbox"/> (Complete Part II if there is a noncash contribution.)
1416		\$ 3000.	Person <input checked="" type="checkbox"/> Payroll <input type="checkbox"/> Noncash <input type="checkbox"/> (Complete Part II if there is a noncash contribution.)

Name of organization

Employer identification number

Chamber of Commerce of the USA

53-0045720

Part I Contributors (See Specific Instructions.)

(a) No.	(b) Name, address, and ZIP + 4	(c) Aggregate contributions	(d) Type of contribution
1417		\$ 2000.	Person <input checked="" type="checkbox"/> Payroll <input type="checkbox"/> Noncash <input type="checkbox"/> (Complete Part II if there is a noncash contribution.)
1418		\$ 25000.	Person <input checked="" type="checkbox"/> Payroll <input type="checkbox"/> Noncash <input type="checkbox"/> (Complete Part II if there is a noncash contribution.)
1419		\$ 25000.	Person <input checked="" type="checkbox"/> Payroll <input type="checkbox"/> Noncash <input type="checkbox"/> (Complete Part II if there is a noncash contribution.)
1420		\$ 2500.	Person <input checked="" type="checkbox"/> Payroll <input type="checkbox"/> Noncash <input type="checkbox"/> (Complete Part II if there is a noncash contribution.)
1421		\$ 5000.	Person <input checked="" type="checkbox"/> Payroll <input type="checkbox"/> Noncash <input type="checkbox"/> (Complete Part II if there is a noncash contribution.)
1422		\$ 4000.	Person <input checked="" type="checkbox"/> Payroll <input type="checkbox"/> Noncash <input type="checkbox"/> (Complete Part II if there is a noncash contribution.)

Name of organization

Employer identification number

Chamber of Commerce of the USA

53-0045720

Part I Contributors (See Specific Instructions.)

(a) No.	(b) Name, address, and ZIP + 4	(c) Aggregate contributions	(d) Type of contribution
1423		\$ 1500.	Person <input checked="" type="checkbox"/> Payroll <input type="checkbox"/> Noncash <input type="checkbox"/> (Complete Part II if there is a noncash contribution.)
1424		\$ 25000.	Person <input checked="" type="checkbox"/> Payroll <input type="checkbox"/> Noncash <input type="checkbox"/> (Complete Part II if there is a noncash contribution.)
1425		\$ 125000.	Person <input checked="" type="checkbox"/> Payroll <input type="checkbox"/> Noncash <input type="checkbox"/> (Complete Part II if there is a noncash contribution.)
1426		\$ 1000.	Person <input checked="" type="checkbox"/> Payroll <input type="checkbox"/> Noncash <input type="checkbox"/> (Complete Part II if there is a noncash contribution.)
1427		\$ 7500.	Person <input checked="" type="checkbox"/> Payroll <input type="checkbox"/> Noncash <input type="checkbox"/> (Complete Part II if there is a noncash contribution.)
1428		\$ 7500.	Person <input checked="" type="checkbox"/> Payroll <input type="checkbox"/> Noncash <input type="checkbox"/> (Complete Part II if there is a noncash contribution.)

Name of organization Chamber of Commerce of the USA	Employer identification number 53-0045720
---	---

Part I Contributors (See Specific Instructions.)

(a) No.	(b) Name, address, and ZIP + 4	(c) Aggregate contributions	(d) Type of contribution
1429		\$ 49974.	Person <input checked="" type="checkbox"/> Payroll <input type="checkbox"/> Noncash <input type="checkbox"/> (Complete Part II if there is a noncash contribution.)
1430		\$ 10000.	Person <input checked="" type="checkbox"/> Payroll <input type="checkbox"/> Noncash <input type="checkbox"/> (Complete Part II if there is a noncash contribution.)
1431		\$ 20000.	Person <input checked="" type="checkbox"/> Payroll <input type="checkbox"/> Noncash <input type="checkbox"/> (Complete Part II if there is a noncash contribution.)
1432		\$ 2500.	Person <input checked="" type="checkbox"/> Payroll <input type="checkbox"/> Noncash <input type="checkbox"/> (Complete Part II if there is a noncash contribution.)
1433		\$ 2500.	Person <input checked="" type="checkbox"/> Payroll <input type="checkbox"/> Noncash <input type="checkbox"/> (Complete Part II if there is a noncash contribution.)
1434		\$ 40000.	Person <input checked="" type="checkbox"/> Payroll <input type="checkbox"/> Noncash <input type="checkbox"/> (Complete Part II if there is a noncash contribution.)

Name of organization

Employer identification number

Chamber of Commerce of the USA

53-0045720

Part I Contributors (See Specific Instructions.)

(a) No.	(b) Name, address, and ZIP + 4	(c) Aggregate contributions	(d) Type of contribution
1435		\$ 250000.	Person <input checked="" type="checkbox"/> Payroll <input type="checkbox"/> Noncash <input type="checkbox"/> (Complete Part II if there is a noncash contribution.)
1436		\$ 250000.	Person <input checked="" type="checkbox"/> Payroll <input type="checkbox"/> Noncash <input type="checkbox"/> (Complete Part II if there is a noncash contribution.)
1437		\$ 50000.	Person <input checked="" type="checkbox"/> Payroll <input type="checkbox"/> Noncash <input type="checkbox"/> (Complete Part II if there is a noncash contribution.)
1438		\$ 100000.	Person <input checked="" type="checkbox"/> Payroll <input type="checkbox"/> Noncash <input type="checkbox"/> (Complete Part II if there is a noncash contribution.)
1439		\$ 100000.	Person <input checked="" type="checkbox"/> Payroll <input type="checkbox"/> Noncash <input type="checkbox"/> (Complete Part II if there is a noncash contribution.)
1440		\$ 7000.	Person <input checked="" type="checkbox"/> Payroll <input type="checkbox"/> Noncash <input type="checkbox"/> (Complete Part II if there is a noncash contribution.)

Name of organization Chamber of Commerce of the USA	Employer identification number 53-0045720
---	---

Part I Contributors (See Specific Instructions.)

(a) No.	(b) Name, address, and ZIP + 4	(c) Aggregate contributions	(d) Type of contribution
1441		\$ 5000.	Person <input checked="" type="checkbox"/> Payroll <input type="checkbox"/> Noncash <input type="checkbox"/> (Complete Part II if there is a noncash contribution.)
1442		\$ 15000.	Person <input checked="" type="checkbox"/> Payroll <input type="checkbox"/> Noncash <input type="checkbox"/> (Complete Part II if there is a noncash contribution.)
1443		\$ 1500.	Person <input checked="" type="checkbox"/> Payroll <input type="checkbox"/> Noncash <input type="checkbox"/> (Complete Part II if there is a noncash contribution.)
1444		\$ 13500.	Person <input checked="" type="checkbox"/> Payroll <input type="checkbox"/> Noncash <input type="checkbox"/> (Complete Part II if there is a noncash contribution.)
1445		\$ 25000.	Person <input checked="" type="checkbox"/> Payroll <input type="checkbox"/> Noncash <input type="checkbox"/> (Complete Part II if there is a noncash contribution.)
1446		\$ 2000.	Person <input checked="" type="checkbox"/> Payroll <input type="checkbox"/> Noncash <input type="checkbox"/> (Complete Part II if there is a noncash contribution.)

Name of organization

Employer identification number

Chamber of Commerce of the USA

53-0045720

Part I Contributors (See Specific Instructions.)

(a) No.	(b) Name, address, and ZIP + 4	(c) Aggregate contributions	(d) Type of contribution
1447		\$ 25000.	Person <input checked="" type="checkbox"/> Payroll <input type="checkbox"/> Noncash <input type="checkbox"/> (Complete Part II if there is a noncash contribution.)
1448		\$ 15000.	Person <input checked="" type="checkbox"/> Payroll <input type="checkbox"/> Noncash <input type="checkbox"/> (Complete Part II if there is a noncash contribution.)
1449		\$ 5000.	Person <input checked="" type="checkbox"/> Payroll <input type="checkbox"/> Noncash <input type="checkbox"/> (Complete Part II if there is a noncash contribution.)
1450		\$ 5000.	Person <input checked="" type="checkbox"/> Payroll <input type="checkbox"/> Noncash <input type="checkbox"/> (Complete Part II if there is a noncash contribution.)
1451		\$ 7500.	Person <input checked="" type="checkbox"/> Payroll <input type="checkbox"/> Noncash <input type="checkbox"/> (Complete Part II if there is a noncash contribution.)
1452		\$ 250000.	Person <input checked="" type="checkbox"/> Payroll <input type="checkbox"/> Noncash <input type="checkbox"/> (Complete Part II if there is a noncash contribution.)

Name of organization

Employer identification number

Chamber of Commerce of the USA

53-0045720

Part I Contributors (See Specific Instructions.)

(a) No.	(b) Name, address, and ZIP + 4	(c) Aggregate contributions	(d) Type of contribution
1453		\$ 25000.	Person <input checked="" type="checkbox"/> Payroll <input type="checkbox"/> Noncash <input type="checkbox"/> (Complete Part II if there is a noncash contribution.)
1454		\$ 25000.	Person <input checked="" type="checkbox"/> Payroll <input type="checkbox"/> Noncash <input type="checkbox"/> (Complete Part II if there is a noncash contribution.)
1455		\$ 25000.	Person <input checked="" type="checkbox"/> Payroll <input type="checkbox"/> Noncash <input type="checkbox"/> (Complete Part II if there is a noncash contribution.)
1456		\$ 25000.	Person <input checked="" type="checkbox"/> Payroll <input type="checkbox"/> Noncash <input type="checkbox"/> (Complete Part II if there is a noncash contribution.)
1457		\$ 15000.	Person <input checked="" type="checkbox"/> Payroll <input type="checkbox"/> Noncash <input type="checkbox"/> (Complete Part II if there is a noncash contribution.)
1458		\$ 15000.	Person <input checked="" type="checkbox"/> Payroll <input type="checkbox"/> Noncash <input type="checkbox"/> (Complete Part II if there is a noncash contribution.)

Name of organization

Employer identification number

Chamber of Commerce of the USA

53-0045720

Part I Contributors (See Specific Instructions.)

(a) No.	(b) Name, address, and ZIP + 4	(c) Aggregate contributions	(d) Type of contribution
1459		\$ 5000.	Person <input checked="" type="checkbox"/> Payroll <input type="checkbox"/> Noncash <input type="checkbox"/> (Complete Part II if there is a noncash contribution.)
1460		\$ 15000.	Person <input checked="" type="checkbox"/> Payroll <input type="checkbox"/> Noncash <input type="checkbox"/> (Complete Part II if there is a noncash contribution.)
1461		\$ 25000.	Person <input checked="" type="checkbox"/> Payroll <input type="checkbox"/> Noncash <input type="checkbox"/> (Complete Part II if there is a noncash contribution.)
1462		\$ 50000.	Person <input checked="" type="checkbox"/> Payroll <input type="checkbox"/> Noncash <input type="checkbox"/> (Complete Part II if there is a noncash contribution.)
1463		\$ 100000.	Person <input checked="" type="checkbox"/> Payroll <input type="checkbox"/> Noncash <input type="checkbox"/> (Complete Part II if there is a noncash contribution.)
1464		\$ 5000.	Person <input checked="" type="checkbox"/> Payroll <input type="checkbox"/> Noncash <input type="checkbox"/> (Complete Part II if there is a noncash contribution.)

Name of organization Chamber of Commerce of the USA	Employer identification number 53-0045720
---	---

Part I Contributors (See Specific Instructions.)

(a) No.	(b) Name, address, and ZIP + 4	(c) Aggregate contributions	(d) Type of contribution
1465		\$ <u>75000.</u>	Person <input checked="" type="checkbox"/> Payroll <input type="checkbox"/> Noncash <input type="checkbox"/> (Complete Part II if there is a noncash contribution.)
1466		\$ <u>25000.</u>	Person <input checked="" type="checkbox"/> Payroll <input type="checkbox"/> Noncash <input type="checkbox"/> (Complete Part II if there is a noncash contribution.)
1467		\$ <u>2000.</u>	Person <input checked="" type="checkbox"/> Payroll <input type="checkbox"/> Noncash <input type="checkbox"/> (Complete Part II if there is a noncash contribution.)
1468		\$ <u>20000.</u>	Person <input checked="" type="checkbox"/> Payroll <input type="checkbox"/> Noncash <input type="checkbox"/> (Complete Part II if there is a noncash contribution.)
1469		\$ <u>5000.</u>	Person <input checked="" type="checkbox"/> Payroll <input type="checkbox"/> Noncash <input type="checkbox"/> (Complete Part II if there is a noncash contribution.)
1470		\$ <u>100000.</u>	Person <input checked="" type="checkbox"/> Payroll <input type="checkbox"/> Noncash <input type="checkbox"/> (Complete Part II if there is a noncash contribution.)

Name of organization Chamber of Commerce of the USA	Employer identification number 53-0045720
---	---

Part I Contributors (See Specific Instructions.)

(a) No.	(b) Name, address, and ZIP + 4	(c) Aggregate contributions	(d) Type of contribution
1471		\$ 25000.	Person <input checked="" type="checkbox"/> Payroll <input type="checkbox"/> Noncash <input type="checkbox"/> (Complete Part II if there is a noncash contribution.)
1472		\$ 5000.	Person <input checked="" type="checkbox"/> Payroll <input type="checkbox"/> Noncash <input type="checkbox"/> (Complete Part II if there is a noncash contribution.)
1473		\$ 100000.	Person <input checked="" type="checkbox"/> Payroll <input type="checkbox"/> Noncash <input type="checkbox"/> (Complete Part II if there is a noncash contribution.)
1474		\$ 2500.	Person <input checked="" type="checkbox"/> Payroll <input type="checkbox"/> Noncash <input type="checkbox"/> (Complete Part II if there is a noncash contribution.)
1475		\$ 10000.	Person <input checked="" type="checkbox"/> Payroll <input type="checkbox"/> Noncash <input type="checkbox"/> (Complete Part II if there is a noncash contribution.)
1476		\$ 10000.	Person <input checked="" type="checkbox"/> Payroll <input type="checkbox"/> Noncash <input type="checkbox"/> (Complete Part II if there is a noncash contribution.)

Name of organization

Employer identification number

Chamber of Commerce of the USA

53-0045720

Part I Contributors (See Specific Instructions.)

(a) No.	(b) Name, address, and ZIP + 4	(c) Aggregate contributions	(d) Type of contribution
1477		\$ 25000.	Person <input checked="" type="checkbox"/> Payroll <input type="checkbox"/> Noncash <input type="checkbox"/> (Complete Part II if there is a noncash contribution.)
1478		\$ 10000.	Person <input checked="" type="checkbox"/> Payroll <input type="checkbox"/> Noncash <input type="checkbox"/> (Complete Part II if there is a noncash contribution.)
1479		\$ 10000.	Person <input checked="" type="checkbox"/> Payroll <input type="checkbox"/> Noncash <input type="checkbox"/> (Complete Part II if there is a noncash contribution.)
1480		\$ 10000.	Person <input checked="" type="checkbox"/> Payroll <input type="checkbox"/> Noncash <input type="checkbox"/> (Complete Part II if there is a noncash contribution.)
1481		\$ 7500.	Person <input checked="" type="checkbox"/> Payroll <input type="checkbox"/> Noncash <input type="checkbox"/> (Complete Part II if there is a noncash contribution.)
1482		\$ 25000.	Person <input checked="" type="checkbox"/> Payroll <input type="checkbox"/> Noncash <input type="checkbox"/> (Complete Part II if there is a noncash contribution.)

Name of organization Chamber of Commerce of the USA	Employer identification number 53-0045720
---	---

Part I Contributors (See Specific Instructions.)

(a) No.	(b) Name, address, and ZIP + 4	(c) Aggregate contributions	(d) Type of contribution
1483		\$ <u>10000.</u>	Person <input checked="" type="checkbox"/> Payroll <input type="checkbox"/> Noncash <input type="checkbox"/> (Complete Part II if there is a noncash contribution.)
1484		\$ <u>5000.</u>	Person <input checked="" type="checkbox"/> Payroll <input type="checkbox"/> Noncash <input type="checkbox"/> (Complete Part II if there is a noncash contribution.)
1485		\$ <u>2000.</u>	Person <input checked="" type="checkbox"/> Payroll <input type="checkbox"/> Noncash <input type="checkbox"/> (Complete Part II if there is a noncash contribution.)
1486		\$ <u>15000.</u>	Person <input checked="" type="checkbox"/> Payroll <input type="checkbox"/> Noncash <input type="checkbox"/> (Complete Part II if there is a noncash contribution.)
1487		\$ <u>15000.</u>	Person <input checked="" type="checkbox"/> Payroll <input type="checkbox"/> Noncash <input type="checkbox"/> (Complete Part II if there is a noncash contribution.)
1488		\$ <u>25000.</u>	Person <input checked="" type="checkbox"/> Payroll <input type="checkbox"/> Noncash <input type="checkbox"/> (Complete Part II if there is a noncash contribution.)

Name of organization

Employer identification number

Chamber of Commerce of the USA

53-0045720

Part I Contributors (See Specific Instructions.)

(a) No.	(b) Name, address, and ZIP + 4	(c) Aggregate contributions	(d) Type of contribution
1489		\$ 15000.	Person <input checked="" type="checkbox"/> Payroll <input type="checkbox"/> Noncash <input type="checkbox"/> (Complete Part II if there is a noncash contribution.)
1490		\$ 10000.	Person <input checked="" type="checkbox"/> Payroll <input type="checkbox"/> Noncash <input type="checkbox"/> (Complete Part II if there is a noncash contribution.)
1491		\$ 50000.	Person <input checked="" type="checkbox"/> Payroll <input type="checkbox"/> Noncash <input type="checkbox"/> (Complete Part II if there is a noncash contribution.)
1492		\$ 125000.	Person <input checked="" type="checkbox"/> Payroll <input type="checkbox"/> Noncash <input type="checkbox"/> (Complete Part II if there is a noncash contribution.)
1493		\$ 125000.	Person <input checked="" type="checkbox"/> Payroll <input type="checkbox"/> Noncash <input type="checkbox"/> (Complete Part II if there is a noncash contribution.)
1494		\$ 250000.	Person <input checked="" type="checkbox"/> Payroll <input type="checkbox"/> Noncash <input type="checkbox"/> (Complete Part II if there is a noncash contribution.)

Name of organization Chamber of Commerce of the USA	Employer identification number 53-0045720
---	---

Part I Contributors (See Specific Instructions.)

(a) No.	(b) Name, address, and ZIP + 4	(c) Aggregate contributions	(d) Type of contribution
1495		\$ 5000.	Person <input checked="" type="checkbox"/> Payroll <input type="checkbox"/> Noncash <input type="checkbox"/> (Complete Part II if there is a noncash contribution.)
1496		\$ 3500.	Person <input checked="" type="checkbox"/> Payroll <input type="checkbox"/> Noncash <input type="checkbox"/> (Complete Part II if there is a noncash contribution.)
1497		\$ 1500.	Person <input checked="" type="checkbox"/> Payroll <input type="checkbox"/> Noncash <input type="checkbox"/> (Complete Part II if there is a noncash contribution.)
1498		\$ 5000.	Person <input checked="" type="checkbox"/> Payroll <input type="checkbox"/> Noncash <input type="checkbox"/> (Complete Part II if there is a noncash contribution.)
1499		\$ 2500.	Person <input checked="" type="checkbox"/> Payroll <input type="checkbox"/> Noncash <input type="checkbox"/> (Complete Part II if there is a noncash contribution.)
1500		\$ 5000.	Person <input checked="" type="checkbox"/> Payroll <input type="checkbox"/> Noncash <input type="checkbox"/> (Complete Part II if there is a noncash contribution.)

Name of organization

Employer identification number

Chamber of Commerce of the USA

53-0045720

Part I Contributors (See Specific Instructions.)

(a) No.	(b) Name, address, and ZIP + 4	(c) Aggregate contributions	(d) Type of contribution
1501		\$ 75000.	Person <input checked="" type="checkbox"/> Payroll <input type="checkbox"/> Noncash <input type="checkbox"/> (Complete Part II if there is a noncash contribution.)
1502		\$ 15000.	Person <input checked="" type="checkbox"/> Payroll <input type="checkbox"/> Noncash <input type="checkbox"/> (Complete Part II if there is a noncash contribution.)
1503		\$ 15000.	Person <input checked="" type="checkbox"/> Payroll <input type="checkbox"/> Noncash <input type="checkbox"/> (Complete Part II if there is a noncash contribution.)
1504		\$ 50000.	Person <input checked="" type="checkbox"/> Payroll <input type="checkbox"/> Noncash <input type="checkbox"/> (Complete Part II if there is a noncash contribution.)
1505		\$ 15000.	Person <input checked="" type="checkbox"/> Payroll <input type="checkbox"/> Noncash <input type="checkbox"/> (Complete Part II if there is a noncash contribution.)
1506		\$ 2000.	Person <input checked="" type="checkbox"/> Payroll <input type="checkbox"/> Noncash <input type="checkbox"/> (Complete Part II if there is a noncash contribution.)

Name of organization

Employer identification number

Chamber of Commerce of the USA

53-0045720

Part I Contributors (See Specific Instructions.)

(a) No.	(b) Name, address, and ZIP + 4	(c) Aggregate contributions	(d) Type of contribution
1507		\$ 5000.	Person <input checked="" type="checkbox"/> Payroll <input type="checkbox"/> Noncash <input type="checkbox"/> (Complete Part II if there is a noncash contribution.)
1508		\$ 1500.	Person <input checked="" type="checkbox"/> Payroll <input type="checkbox"/> Noncash <input type="checkbox"/> (Complete Part II if there is a noncash contribution.)
1509		\$ 7500.	Person <input checked="" type="checkbox"/> Payroll <input type="checkbox"/> Noncash <input type="checkbox"/> (Complete Part II if there is a noncash contribution.)
1510		\$ 10000.	Person <input checked="" type="checkbox"/> Payroll <input type="checkbox"/> Noncash <input type="checkbox"/> (Complete Part II if there is a noncash contribution.)
1511		\$ 5000.	Person <input checked="" type="checkbox"/> Payroll <input type="checkbox"/> Noncash <input type="checkbox"/> (Complete Part II if there is a noncash contribution.)
1512		\$ 50000.	Person <input checked="" type="checkbox"/> Payroll <input type="checkbox"/> Noncash <input type="checkbox"/> (Complete Part II if there is a noncash contribution.)

Name of organization

Employer identification number

Chamber of Commerce of the USA

53-0045720

Part I Contributors (See Specific Instructions.)

(a) No.	(b) Name, address, and ZIP + 4	(c) Aggregate contributions	(d) Type of contribution
1513		\$ 50000.	Person <input checked="" type="checkbox"/> Payroll <input type="checkbox"/> Noncash <input type="checkbox"/> (Complete Part II if there is a noncash contribution.)
1514		\$ 100000.	Person <input checked="" type="checkbox"/> Payroll <input type="checkbox"/> Noncash <input type="checkbox"/> (Complete Part II if there is a noncash contribution.)
1515		\$ 100000.	Person <input checked="" type="checkbox"/> Payroll <input type="checkbox"/> Noncash <input type="checkbox"/> (Complete Part II if there is a noncash contribution.)
1516		\$ 25000.	Person <input checked="" type="checkbox"/> Payroll <input type="checkbox"/> Noncash <input type="checkbox"/> (Complete Part II if there is a noncash contribution.)
1517		\$ 250000.	Person <input checked="" type="checkbox"/> Payroll <input type="checkbox"/> Noncash <input type="checkbox"/> (Complete Part II if there is a noncash contribution.)
1518		\$ 30000.	Person <input checked="" type="checkbox"/> Payroll <input type="checkbox"/> Noncash <input type="checkbox"/> (Complete Part II if there is a noncash contribution.)

Name of organization

Employer identification number

Chamber of Commerce of the USA

53-0045720

Part I Contributors (See Specific Instructions.)

(a) No.	(b) Name, address, and ZIP + 4	(c) Aggregate contributions	(d) Type of contribution
1519		\$ 10000.	Person <input checked="" type="checkbox"/> Payroll <input type="checkbox"/> Noncash <input type="checkbox"/> (Complete Part II if there is a noncash contribution.)
1520		\$ 50000.	Person <input checked="" type="checkbox"/> Payroll <input type="checkbox"/> Noncash <input type="checkbox"/> (Complete Part II if there is a noncash contribution.)
1521		\$ 15000.	Person <input checked="" type="checkbox"/> Payroll <input type="checkbox"/> Noncash <input type="checkbox"/> (Complete Part II if there is a noncash contribution.)
1522		\$ 10000.	Person <input checked="" type="checkbox"/> Payroll <input type="checkbox"/> Noncash <input type="checkbox"/> (Complete Part II if there is a noncash contribution.)
1523		\$ 100000.	Person <input checked="" type="checkbox"/> Payroll <input type="checkbox"/> Noncash <input type="checkbox"/> (Complete Part II if there is a noncash contribution.)
1524		\$ 10000.	Person <input checked="" type="checkbox"/> Payroll <input type="checkbox"/> Noncash <input type="checkbox"/> (Complete Part II if there is a noncash contribution.)

Name of organization

Employer identification number

Chamber of Commerce of the USA

53-0045720

Part I Contributors (See Specific Instructions.)

(a) No.	(b) Name, address, and ZIP + 4	(c) Aggregate contributions	(d) Type of contribution
1525		\$ 10000.	Person <input checked="" type="checkbox"/> Payroll <input type="checkbox"/> Noncash <input type="checkbox"/> (Complete Part II if there is a noncash contribution.)
1526		\$ 15000.	Person <input checked="" type="checkbox"/> Payroll <input type="checkbox"/> Noncash <input type="checkbox"/> (Complete Part II if there is a noncash contribution.)
1527		\$ 10000.	Person <input checked="" type="checkbox"/> Payroll <input type="checkbox"/> Noncash <input type="checkbox"/> (Complete Part II if there is a noncash contribution.)
1528		\$ 5000.	Person <input checked="" type="checkbox"/> Payroll <input type="checkbox"/> Noncash <input type="checkbox"/> (Complete Part II if there is a noncash contribution.)
1529		\$ 10000.	Person <input checked="" type="checkbox"/> Payroll <input type="checkbox"/> Noncash <input type="checkbox"/> (Complete Part II if there is a noncash contribution.)
1530		\$ 3750.	Person <input checked="" type="checkbox"/> Payroll <input type="checkbox"/> Noncash <input type="checkbox"/> (Complete Part II if there is a noncash contribution.)

Name of organization

Employer identification number

Chamber of Commerce of the USA

53-0045720

Part I Contributors (See Specific Instructions.)

(a) No.	(b) Name, address, and ZIP + 4	(c) Aggregate contributions	(d) Type of contribution
1531		\$ 10000.	Person <input checked="" type="checkbox"/> Payroll <input type="checkbox"/> Noncash <input type="checkbox"/> (Complete Part II if there is a noncash contribution.)
1532		\$ 3750.	Person <input checked="" type="checkbox"/> Payroll <input type="checkbox"/> Noncash <input type="checkbox"/> (Complete Part II if there is a noncash contribution.)
1533		\$ 50000.	Person <input checked="" type="checkbox"/> Payroll <input type="checkbox"/> Noncash <input type="checkbox"/> (Complete Part II if there is a noncash contribution.)
1534		\$ 15000.	Person <input checked="" type="checkbox"/> Payroll <input type="checkbox"/> Noncash <input type="checkbox"/> (Complete Part II if there is a noncash contribution.)
1535		\$ 3750.	Person <input checked="" type="checkbox"/> Payroll <input type="checkbox"/> Noncash <input type="checkbox"/> (Complete Part II if there is a noncash contribution.)
1536		\$ 6000.	Person <input checked="" type="checkbox"/> Payroll <input type="checkbox"/> Noncash <input type="checkbox"/> (Complete Part II if there is a noncash contribution.)

Name of organization

Employer identification number

Chamber of Commerce of the USA

53-0045720

Part I Contributors (See Specific Instructions.)

(a) No.	(b) Name, address, and ZIP + 4	(c) Aggregate contributions	(d) Type of contribution
1537		\$ 3750.	Person <input checked="" type="checkbox"/> Payroll <input type="checkbox"/> Noncash <input type="checkbox"/> (Complete Part II if there is a noncash contribution.)
1538		\$ 100000.	Person <input checked="" type="checkbox"/> Payroll <input type="checkbox"/> Noncash <input type="checkbox"/> (Complete Part II if there is a noncash contribution.)
1539		\$ 15000.	Person <input checked="" type="checkbox"/> Payroll <input type="checkbox"/> Noncash <input type="checkbox"/> (Complete Part II if there is a noncash contribution.)
1540		\$ 25000.	Person <input checked="" type="checkbox"/> Payroll <input type="checkbox"/> Noncash <input type="checkbox"/> (Complete Part II if there is a noncash contribution.)
1541		\$ 25000.	Person <input checked="" type="checkbox"/> Payroll <input type="checkbox"/> Noncash <input type="checkbox"/> (Complete Part II if there is a noncash contribution.)
1542		\$ 15000.	Person <input checked="" type="checkbox"/> Payroll <input type="checkbox"/> Noncash <input type="checkbox"/> (Complete Part II if there is a noncash contribution.)

Name of organization Chamber of Commerce of the USA	Employer identification number 53-0045720
---	---

Part I Contributors (See Specific Instructions.)

(a) No.	(b) Name, address, and ZIP + 4	(c) Aggregate contributions	(d) Type of contribution
1543	<hr/> <hr/> <hr/>	\$ <u>7500.</u>	Person <input checked="" type="checkbox"/> Payroll <input type="checkbox"/> Noncash <input type="checkbox"/> (Complete Part II if there is a noncash contribution.)
1544	<hr/> <hr/> <hr/>	\$ <u>1681.</u>	Person <input checked="" type="checkbox"/> Payroll <input type="checkbox"/> Noncash <input type="checkbox"/> (Complete Part II if there is a noncash contribution.)
1545	<hr/> <hr/> <hr/>	\$ <u>452038.</u>	Person <input checked="" type="checkbox"/> Payroll <input type="checkbox"/> Noncash <input type="checkbox"/> (Complete Part II if there is a noncash contribution.)
1546	<hr/> <hr/> <hr/>	\$ <u>1599.</u>	Person <input checked="" type="checkbox"/> Payroll <input type="checkbox"/> Noncash <input type="checkbox"/> (Complete Part II if there is a noncash contribution.)
1547	<hr/> <hr/> <hr/>	\$ <u>50000.</u>	Person <input checked="" type="checkbox"/> Payroll <input type="checkbox"/> Noncash <input type="checkbox"/> (Complete Part II if there is a noncash contribution.)
1548	<hr/> <hr/> <hr/>	\$ <u>25000.</u>	Person <input checked="" type="checkbox"/> Payroll <input type="checkbox"/> Noncash <input type="checkbox"/> (Complete Part II if there is a noncash contribution.)

Name of organization

Employer identification number

Chamber of Commerce of the USA

53-0045720

Part I Contributors (See Specific Instructions.)

(a) No.	(b) Name, address, and ZIP + 4	(c) Aggregate contributions	(d) Type of contribution
1549		\$ 10000.	Person <input checked="" type="checkbox"/> Payroll <input type="checkbox"/> Noncash <input type="checkbox"/> (Complete Part II if there is a noncash contribution.)
1550		\$ 50000.	Person <input checked="" type="checkbox"/> Payroll <input type="checkbox"/> Noncash <input type="checkbox"/> (Complete Part II if there is a noncash contribution.)
1551		\$ 50000.	Person <input checked="" type="checkbox"/> Payroll <input type="checkbox"/> Noncash <input type="checkbox"/> (Complete Part II if there is a noncash contribution.)
1552		\$ 25000.	Person <input checked="" type="checkbox"/> Payroll <input type="checkbox"/> Noncash <input type="checkbox"/> (Complete Part II if there is a noncash contribution.)
1553		\$ 25000.	Person <input checked="" type="checkbox"/> Payroll <input type="checkbox"/> Noncash <input type="checkbox"/> (Complete Part II if there is a noncash contribution.)
1554		\$ 100000.	Person <input checked="" type="checkbox"/> Payroll <input type="checkbox"/> Noncash <input type="checkbox"/> (Complete Part II if there is a noncash contribution.)

Name of organization Chamber of Commerce of the USA	Employer identification number 53-0045720
---	---

Part I Contributors (See Specific Instructions.)

(a) No.	(b) Name, address, and ZIP + 4	(c) Aggregate contributions	(d) Type of contribution
1555		\$ 10000.	Person <input checked="" type="checkbox"/> Payroll <input type="checkbox"/> Noncash <input type="checkbox"/> (Complete Part II if there is a noncash contribution.)
1556		\$ 25000.	Person <input checked="" type="checkbox"/> Payroll <input type="checkbox"/> Noncash <input type="checkbox"/> (Complete Part II if there is a noncash contribution.)
1557		\$ 5000.	Person <input checked="" type="checkbox"/> Payroll <input type="checkbox"/> Noncash <input type="checkbox"/> (Complete Part II if there is a noncash contribution.)
1558		\$ 10000.	Person <input checked="" type="checkbox"/> Payroll <input type="checkbox"/> Noncash <input type="checkbox"/> (Complete Part II if there is a noncash contribution.)
1559		\$ 100000.	Person <input checked="" type="checkbox"/> Payroll <input type="checkbox"/> Noncash <input type="checkbox"/> (Complete Part II if there is a noncash contribution.)
1560		\$ 1500.	Person <input checked="" type="checkbox"/> Payroll <input type="checkbox"/> Noncash <input type="checkbox"/> (Complete Part II if there is a noncash contribution.)

Name of organization

Employer identification number

Chamber of Commerce of the USA

53-0045720

Part I Contributors (See Specific Instructions.)

(a) No.	(b) Name, address, and ZIP + 4	(c) Aggregate contributions	(d) Type of contribution
1561		\$ 13500.	Person <input checked="" type="checkbox"/> Payroll <input type="checkbox"/> Noncash <input type="checkbox"/> (Complete Part II if there is a noncash contribution.)
1562		\$ 10000.	Person <input checked="" type="checkbox"/> Payroll <input type="checkbox"/> Noncash <input type="checkbox"/> (Complete Part II if there is a noncash contribution.)
1563		\$ 100000.	Person <input checked="" type="checkbox"/> Payroll <input type="checkbox"/> Noncash <input type="checkbox"/> (Complete Part II if there is a noncash contribution.)
1564		\$ 10000.	Person <input checked="" type="checkbox"/> Payroll <input type="checkbox"/> Noncash <input type="checkbox"/> (Complete Part II if there is a noncash contribution.)
1565		\$ 25000.	Person <input checked="" type="checkbox"/> Payroll <input type="checkbox"/> Noncash <input type="checkbox"/> (Complete Part II if there is a noncash contribution.)
1566		\$ 10000.	Person <input checked="" type="checkbox"/> Payroll <input type="checkbox"/> Noncash <input type="checkbox"/> (Complete Part II if there is a noncash contribution.)

Name of organization

Employer identification number

Chamber of Commerce of the USA

53-0045720

Part I Contributors (See Specific Instructions.)

(a) No.	(b) Name, address, and ZIP + 4	(c) Aggregate contributions	(d) Type of contribution
1567		\$ 3000.	Person <input checked="" type="checkbox"/> Payroll <input type="checkbox"/> Noncash <input type="checkbox"/> (Complete Part II if there is a noncash contribution.)
1568		\$ 3500.	Person <input checked="" type="checkbox"/> Payroll <input type="checkbox"/> Noncash <input type="checkbox"/> (Complete Part II if there is a noncash contribution.)
1569		\$ 2500.	Person <input checked="" type="checkbox"/> Payroll <input type="checkbox"/> Noncash <input type="checkbox"/> (Complete Part II if there is a noncash contribution.)
1570		\$ 15000.	Person <input checked="" type="checkbox"/> Payroll <input type="checkbox"/> Noncash <input type="checkbox"/> (Complete Part II if there is a noncash contribution.)
1571		\$ 6000.	Person <input checked="" type="checkbox"/> Payroll <input type="checkbox"/> Noncash <input type="checkbox"/> (Complete Part II if there is a noncash contribution.)
1572		\$ 100000.	Person <input checked="" type="checkbox"/> Payroll <input type="checkbox"/> Noncash <input type="checkbox"/> (Complete Part II if there is a noncash contribution.)

Name of organization Chamber of Commerce of the USA	Employer identification number 53-0045720
---	---

Part I Contributors (See Specific Instructions.)

(a) No.	(b) Name, address, and ZIP + 4	(c) Aggregate contributions	(d) Type of contribution
1573		\$ <u>1000.</u>	Person <input checked="" type="checkbox"/> Payroll <input type="checkbox"/> Noncash <input type="checkbox"/> (Complete Part II if there is a noncash contribution.)
1574		\$ <u>5000.</u>	Person <input checked="" type="checkbox"/> Payroll <input type="checkbox"/> Noncash <input type="checkbox"/> (Complete Part II if there is a noncash contribution.)
1575		\$ <u>10000.</u>	Person <input checked="" type="checkbox"/> Payroll <input type="checkbox"/> Noncash <input type="checkbox"/> (Complete Part II if there is a noncash contribution.)
1576		\$ <u>100000.</u>	Person <input checked="" type="checkbox"/> Payroll <input type="checkbox"/> Noncash <input type="checkbox"/> (Complete Part II if there is a noncash contribution.)
1577		\$ <u>100000.</u>	Person <input checked="" type="checkbox"/> Payroll <input type="checkbox"/> Noncash <input type="checkbox"/> (Complete Part II if there is a noncash contribution.)
1578		\$ <u>100000.</u>	Person <input checked="" type="checkbox"/> Payroll <input type="checkbox"/> Noncash <input type="checkbox"/> (Complete Part II if there is a noncash contribution.)

Name of organization Chamber of Commerce of the USA	Employer identification number 53-0045720
---	---

Part I Contributors (See Specific Instructions.)

(a) No.	(b) Name, address, and ZIP + 4	(c) Aggregate contributions	(d) Type of contribution
1579		\$ 5000.	Person <input checked="" type="checkbox"/> Payroll <input type="checkbox"/> Noncash <input type="checkbox"/> (Complete Part II if there is a noncash contribution.)
1580		\$ 5000.	Person <input checked="" type="checkbox"/> Payroll <input type="checkbox"/> Noncash <input type="checkbox"/> (Complete Part II if there is a noncash contribution.)
1581		\$ 5000.	Person <input checked="" type="checkbox"/> Payroll <input type="checkbox"/> Noncash <input type="checkbox"/> (Complete Part II if there is a noncash contribution.)
1582		\$ 10000.	Person <input checked="" type="checkbox"/> Payroll <input type="checkbox"/> Noncash <input type="checkbox"/> (Complete Part II if there is a noncash contribution.)
1583		\$ 2000.	Person <input checked="" type="checkbox"/> Payroll <input type="checkbox"/> Noncash <input type="checkbox"/> (Complete Part II if there is a noncash contribution.)
1584		\$ 1500.	Person <input checked="" type="checkbox"/> Payroll <input type="checkbox"/> Noncash <input type="checkbox"/> (Complete Part II if there is a noncash contribution.)

Name of organization

Employer identification number

Chamber of Commerce of the USA

53-0045720

Part I Contributors (See Specific Instructions.)

(a) No.	(b) Name, address, and ZIP + 4	(c) Aggregate contributions	(d) Type of contribution
1585		\$ 10000.	Person <input checked="" type="checkbox"/> Payroll <input type="checkbox"/> Noncash <input type="checkbox"/> (Complete Part II if there is a noncash contribution.)
1586		\$ 15000.	Person <input checked="" type="checkbox"/> Payroll <input type="checkbox"/> Noncash <input type="checkbox"/> (Complete Part II if there is a noncash contribution.)
1587		\$ 9980.	Person <input checked="" type="checkbox"/> Payroll <input type="checkbox"/> Noncash <input type="checkbox"/> (Complete Part II if there is a noncash contribution.)
1588		\$ 7500.	Person <input checked="" type="checkbox"/> Payroll <input type="checkbox"/> Noncash <input type="checkbox"/> (Complete Part II if there is a noncash contribution.)
1589		\$ 1450.	Person <input checked="" type="checkbox"/> Payroll <input type="checkbox"/> Noncash <input type="checkbox"/> (Complete Part II if there is a noncash contribution.)
1590		\$ 1000.	Person <input checked="" type="checkbox"/> Payroll <input type="checkbox"/> Noncash <input type="checkbox"/> (Complete Part II if there is a noncash contribution.)

Name of organization

Employer identification number

Chamber of Commerce of the USA

53-0045720

Part I Contributors (See Specific Instructions.)

(a) No.	(b) Name, address, and ZIP + 4	(c) Aggregate contributions	(d) Type of contribution
1591		\$ 7500.	Person <input checked="" type="checkbox"/> Payroll <input type="checkbox"/> Noncash <input type="checkbox"/> (Complete Part II if there is a noncash contribution.)
1592		\$ 1375.	Person <input checked="" type="checkbox"/> Payroll <input type="checkbox"/> Noncash <input type="checkbox"/> (Complete Part II if there is a noncash contribution.)
1593		\$ 1000000.	Person <input checked="" type="checkbox"/> Payroll <input type="checkbox"/> Noncash <input type="checkbox"/> (Complete Part II if there is a noncash contribution.)
1594		\$ 100000.	Person <input checked="" type="checkbox"/> Payroll <input type="checkbox"/> Noncash <input type="checkbox"/> (Complete Part II if there is a noncash contribution.)
1595		\$ 1000000.	Person <input checked="" type="checkbox"/> Payroll <input type="checkbox"/> Noncash <input type="checkbox"/> (Complete Part II if there is a noncash contribution.)
1596		\$ 10000.	Person <input checked="" type="checkbox"/> Payroll <input type="checkbox"/> Noncash <input type="checkbox"/> (Complete Part II if there is a noncash contribution.)

Name of organization

Employer identification number

Chamber of Commerce of the USA

53-0045720

Part I Contributors (See Specific Instructions.)

(a) No.	(b) Name, address, and ZIP + 4	(c) Aggregate contributions	(d) Type of contribution
1597		\$ 10000.	Person <input checked="" type="checkbox"/> Payroll <input type="checkbox"/> Noncash <input type="checkbox"/> (Complete Part II if there is a noncash contribution.)
1598		\$ 100000.	Person <input checked="" type="checkbox"/> Payroll <input type="checkbox"/> Noncash <input type="checkbox"/> (Complete Part II if there is a noncash contribution.)
1599		\$ 20000.	Person <input checked="" type="checkbox"/> Payroll <input type="checkbox"/> Noncash <input type="checkbox"/> (Complete Part II if there is a noncash contribution.)
1600		\$ 10000.	Person <input checked="" type="checkbox"/> Payroll <input type="checkbox"/> Noncash <input type="checkbox"/> (Complete Part II if there is a noncash contribution.)
1601		\$ 15000.	Person <input checked="" type="checkbox"/> Payroll <input type="checkbox"/> Noncash <input type="checkbox"/> (Complete Part II if there is a noncash contribution.)
1602		\$ 5000.	Person <input checked="" type="checkbox"/> Payroll <input type="checkbox"/> Noncash <input type="checkbox"/> (Complete Part II if there is a noncash contribution.)

Name of organization

Employer identification number

Chamber of Commerce of the USA

53-0045720

Part I Contributors (See Specific Instructions.)

(a) No.	(b) Name, address, and ZIP + 4	(c) Aggregate contributions	(d) Type of contribution
1603		\$ 35000.	Person <input checked="" type="checkbox"/> Payroll <input type="checkbox"/> Noncash <input type="checkbox"/> (Complete Part II if there is a noncash contribution.)
1604		\$ 100000.	Person <input checked="" type="checkbox"/> Payroll <input type="checkbox"/> Noncash <input type="checkbox"/> (Complete Part II if there is a noncash contribution.)
1605		\$ 25000.	Person <input checked="" type="checkbox"/> Payroll <input type="checkbox"/> Noncash <input type="checkbox"/> (Complete Part II if there is a noncash contribution.)
1606		\$ 20000.	Person <input checked="" type="checkbox"/> Payroll <input type="checkbox"/> Noncash <input type="checkbox"/> (Complete Part II if there is a noncash contribution.)
1607		\$ 5500.	Person <input checked="" type="checkbox"/> Payroll <input type="checkbox"/> Noncash <input type="checkbox"/> (Complete Part II if there is a noncash contribution.)
1608		\$ 25000.	Person <input checked="" type="checkbox"/> Payroll <input type="checkbox"/> Noncash <input type="checkbox"/> (Complete Part II if there is a noncash contribution.)

Name of organization

Employer identification number

Chamber of Commerce of the USA

53-0045720

Part I Contributors (See Specific Instructions.)

(a) No.	(b) Name, address, and ZIP + 4	(c) Aggregate contributions	(d) Type of contribution
1609		\$ 6000.	Person <input checked="" type="checkbox"/> Payroll <input type="checkbox"/> Noncash <input type="checkbox"/> (Complete Part II if there is a noncash contribution.)
1610		\$ 7500.	Person <input checked="" type="checkbox"/> Payroll <input type="checkbox"/> Noncash <input type="checkbox"/> (Complete Part II if there is a noncash contribution.)
1611		\$ 2000.	Person <input checked="" type="checkbox"/> Payroll <input type="checkbox"/> Noncash <input type="checkbox"/> (Complete Part II if there is a noncash contribution.)
1612		\$ 25000.	Person <input checked="" type="checkbox"/> Payroll <input type="checkbox"/> Noncash <input type="checkbox"/> (Complete Part II if there is a noncash contribution.)
1613		\$ 25000.	Person <input checked="" type="checkbox"/> Payroll <input type="checkbox"/> Noncash <input type="checkbox"/> (Complete Part II if there is a noncash contribution.)
1614		\$ 10000.	Person <input checked="" type="checkbox"/> Payroll <input type="checkbox"/> Noncash <input type="checkbox"/> (Complete Part II if there is a noncash contribution.)

Name of organization Chamber of Commerce of the USA	Employer identification number 53-0045720
---	---

Part I Contributors (See Specific Instructions.)

(a) No.	(b) Name, address, and ZIP + 4	(c) Aggregate contributions	(d) Type of contribution
<u>1615</u>	_____ _____ _____	\$ <u>25000.</u>	Person <input checked="" type="checkbox"/> Payroll <input type="checkbox"/> Noncash <input type="checkbox"/> (Complete Part II if there is a noncash contribution.)
<u>1616</u>	_____ _____ _____	\$ <u>5000.</u>	Person <input checked="" type="checkbox"/> Payroll <input type="checkbox"/> Noncash <input type="checkbox"/> (Complete Part II if there is a noncash contribution.)
<u>1617</u>	_____ _____ _____	\$ <u>15000.</u>	Person <input checked="" type="checkbox"/> Payroll <input type="checkbox"/> Noncash <input type="checkbox"/> (Complete Part II if there is a noncash contribution.)
<u>1618</u>	_____ _____ _____	\$ <u>40000.</u>	Person <input checked="" type="checkbox"/> Payroll <input type="checkbox"/> Noncash <input type="checkbox"/> (Complete Part II if there is a noncash contribution.)
<u>1619</u>	_____ _____ _____	\$ <u>7500.</u>	Person <input checked="" type="checkbox"/> Payroll <input type="checkbox"/> Noncash <input type="checkbox"/> (Complete Part II if there is a noncash contribution.)
<u>1620</u>	_____ _____ _____	\$ <u>500000.</u>	Person <input checked="" type="checkbox"/> Payroll <input type="checkbox"/> Noncash <input type="checkbox"/> (Complete Part II if there is a noncash contribution.)

Name of organization

Employer identification number

Chamber of Commerce of the USA

53-0045720

Part I Contributors (See Specific Instructions.)

(a) No.	(b) Name, address, and ZIP + 4	(c) Aggregate contributions	(d) Type of contribution
1621		\$ 15000.	Person <input checked="" type="checkbox"/> Payroll <input type="checkbox"/> Noncash <input type="checkbox"/> (Complete Part II if there is a noncash contribution.)
1622		\$ 40000.	Person <input checked="" type="checkbox"/> Payroll <input type="checkbox"/> Noncash <input type="checkbox"/> (Complete Part II if there is a noncash contribution.)
1623		\$ 10000.	Person <input checked="" type="checkbox"/> Payroll <input type="checkbox"/> Noncash <input type="checkbox"/> (Complete Part II if there is a noncash contribution.)
1624		\$ 5000.	Person <input checked="" type="checkbox"/> Payroll <input type="checkbox"/> Noncash <input type="checkbox"/> (Complete Part II if there is a noncash contribution.)
1625		\$ 2000.	Person <input checked="" type="checkbox"/> Payroll <input type="checkbox"/> Noncash <input type="checkbox"/> (Complete Part II if there is a noncash contribution.)
1626		\$ 40000.	Person <input checked="" type="checkbox"/> Payroll <input type="checkbox"/> Noncash <input type="checkbox"/> (Complete Part II if there is a noncash contribution.)

Name of organization

Employer identification number

Chamber of Commerce of the USA

53-0045720

Part I Contributors (See Specific Instructions.)

(a) No.	(b) Name, address, and ZIP + 4	(c) Aggregate contributions	(d) Type of contribution
1627		\$ 70000.	Person <input checked="" type="checkbox"/> Payroll <input type="checkbox"/> Noncash <input type="checkbox"/> (Complete Part II if there is a noncash contribution.)
1628		\$ 10000.	Person <input checked="" type="checkbox"/> Payroll <input type="checkbox"/> Noncash <input type="checkbox"/> (Complete Part II if there is a noncash contribution.)
1629		\$ 5000.	Person <input checked="" type="checkbox"/> Payroll <input type="checkbox"/> Noncash <input type="checkbox"/> (Complete Part II if there is a noncash contribution.)
1630		\$ 500000.	Person <input checked="" type="checkbox"/> Payroll <input type="checkbox"/> Noncash <input type="checkbox"/> (Complete Part II if there is a noncash contribution.)
1631		\$ 20000.	Person <input checked="" type="checkbox"/> Payroll <input type="checkbox"/> Noncash <input type="checkbox"/> (Complete Part II if there is a noncash contribution.)
1632		\$ 3000.	Person <input checked="" type="checkbox"/> Payroll <input type="checkbox"/> Noncash <input type="checkbox"/> (Complete Part II if there is a noncash contribution.)

Name of organization

Employer identification number

Chamber of Commerce of the USA

53-0045720

Part I Contributors (See Specific Instructions.)

(a) No.	(b) Name, address, and ZIP + 4	(c) Aggregate contributions	(d) Type of contribution
1633		\$ 7000.	Person <input checked="" type="checkbox"/> Payroll <input type="checkbox"/> Noncash <input type="checkbox"/> (Complete Part II if there is a noncash contribution.)
1634		\$ 12000.	Person <input checked="" type="checkbox"/> Payroll <input type="checkbox"/> Noncash <input type="checkbox"/> (Complete Part II if there is a noncash contribution.)
1635		\$ 5000.	Person <input checked="" type="checkbox"/> Payroll <input type="checkbox"/> Noncash <input type="checkbox"/> (Complete Part II if there is a noncash contribution.)
1636		\$ 5000.	Person <input checked="" type="checkbox"/> Payroll <input type="checkbox"/> Noncash <input type="checkbox"/> (Complete Part II if there is a noncash contribution.)
1637		\$ 7500.	Person <input checked="" type="checkbox"/> Payroll <input type="checkbox"/> Noncash <input type="checkbox"/> (Complete Part II if there is a noncash contribution.)
1638		\$ 100000.	Person <input checked="" type="checkbox"/> Payroll <input type="checkbox"/> Noncash <input type="checkbox"/> (Complete Part II if there is a noncash contribution.)

Name of organization Chamber of Commerce of the USA	Employer identification number 53-0045720
---	---

Part I Contributors (See Specific Instructions.)

(a) No.	(b) Name, address, and ZIP + 4	(c) Aggregate contributions	(d) Type of contribution
1639		\$ 25000.	Person <input checked="" type="checkbox"/> Payroll <input type="checkbox"/> Noncash <input type="checkbox"/> (Complete Part II if there is a noncash contribution.)
1640		\$ 75000.	Person <input checked="" type="checkbox"/> Payroll <input type="checkbox"/> Noncash <input type="checkbox"/> (Complete Part II if there is a noncash contribution.)
1641		\$ 5000.	Person <input checked="" type="checkbox"/> Payroll <input type="checkbox"/> Noncash <input type="checkbox"/> (Complete Part II if there is a noncash contribution.)
1642		\$ 1000.	Person <input checked="" type="checkbox"/> Payroll <input type="checkbox"/> Noncash <input type="checkbox"/> (Complete Part II if there is a noncash contribution.)
1643		\$ 7500.	Person <input checked="" type="checkbox"/> Payroll <input type="checkbox"/> Noncash <input type="checkbox"/> (Complete Part II if there is a noncash contribution.)
1644		\$ 5000.	Person <input checked="" type="checkbox"/> Payroll <input type="checkbox"/> Noncash <input type="checkbox"/> (Complete Part II if there is a noncash contribution.)

Name of organization Chamber of Commerce of the USA	Employer identification number 53-0045720
---	---

Part I Contributors (See Specific Instructions.)

(a) No.	(b) Name, address, and ZIP + 4	(c) Aggregate contributions	(d) Type of contribution
1645		\$ 5000.	Person <input checked="" type="checkbox"/> Payroll <input type="checkbox"/> Noncash <input type="checkbox"/> (Complete Part II if there is a noncash contribution.)
1646		\$ 5000.	Person <input checked="" type="checkbox"/> Payroll <input type="checkbox"/> Noncash <input type="checkbox"/> (Complete Part II if there is a noncash contribution.)
1647		\$ 25000.	Person <input checked="" type="checkbox"/> Payroll <input type="checkbox"/> Noncash <input type="checkbox"/> (Complete Part II if there is a noncash contribution.)
1648		\$ 25000.	Person <input checked="" type="checkbox"/> Payroll <input type="checkbox"/> Noncash <input type="checkbox"/> (Complete Part II if there is a noncash contribution.)
1649		\$ 6000.	Person <input checked="" type="checkbox"/> Payroll <input type="checkbox"/> Noncash <input type="checkbox"/> (Complete Part II if there is a noncash contribution.)
1650		\$ 6000.	Person <input checked="" type="checkbox"/> Payroll <input type="checkbox"/> Noncash <input type="checkbox"/> (Complete Part II if there is a noncash contribution.)

Name of organization

Employer identification number

Chamber of Commerce of the USA

53-0045720

Part I Contributors (See Specific Instructions.)

(a) No.	(b) Name, address, and ZIP + 4	(c) Aggregate contributions	(d) Type of contribution
1651		\$ 40000.	Person <input checked="" type="checkbox"/> Payroll <input type="checkbox"/> Noncash <input type="checkbox"/> (Complete Part II if there is a noncash contribution.)
1652		\$ 35000.	Person <input checked="" type="checkbox"/> Payroll <input type="checkbox"/> Noncash <input type="checkbox"/> (Complete Part II if there is a noncash contribution.)
1653		\$ 5000.	Person <input checked="" type="checkbox"/> Payroll <input type="checkbox"/> Noncash <input type="checkbox"/> (Complete Part II if there is a noncash contribution.)
1654		\$ 100000.	Person <input checked="" type="checkbox"/> Payroll <input type="checkbox"/> Noncash <input type="checkbox"/> (Complete Part II if there is a noncash contribution.)
1655		\$ 10000.	Person <input checked="" type="checkbox"/> Payroll <input type="checkbox"/> Noncash <input type="checkbox"/> (Complete Part II if there is a noncash contribution.)
1656		\$ 10000.	Person <input checked="" type="checkbox"/> Payroll <input type="checkbox"/> Noncash <input type="checkbox"/> (Complete Part II if there is a noncash contribution.)

Name of organization

Employer identification number

Chamber of Commerce of the USA

53-0045720

Part I Contributors (See Specific Instructions.)

(a) No.	(b) Name, address, and ZIP + 4	(c) Aggregate contributions	(d) Type of contribution
1657		\$ 10000.	Person <input checked="" type="checkbox"/> Payroll <input type="checkbox"/> Noncash <input type="checkbox"/> (Complete Part II if there is a noncash contribution.)
1658		\$ 6000.	Person <input checked="" type="checkbox"/> Payroll <input type="checkbox"/> Noncash <input type="checkbox"/> (Complete Part II if there is a noncash contribution.)
1659		\$ 15000.	Person <input checked="" type="checkbox"/> Payroll <input type="checkbox"/> Noncash <input type="checkbox"/> (Complete Part II if there is a noncash contribution.)
1660		\$ 1000.	Person <input checked="" type="checkbox"/> Payroll <input type="checkbox"/> Noncash <input type="checkbox"/> (Complete Part II if there is a noncash contribution.)
1661		\$ 15000.	Person <input checked="" type="checkbox"/> Payroll <input type="checkbox"/> Noncash <input type="checkbox"/> (Complete Part II if there is a noncash contribution.)
1662		\$ 5500.	Person <input checked="" type="checkbox"/> Payroll <input type="checkbox"/> Noncash <input type="checkbox"/> (Complete Part II if there is a noncash contribution.)

Name of organization Chamber of Commerce of the USA	Employer identification number 53-0045720
---	---

Part I Contributors (See Specific Instructions.)

(a) No.	(b) Name, address, and ZIP + 4	(c) Aggregate contributions	(d) Type of contribution
1663		\$ 15000.	Person <input checked="" type="checkbox"/> Payroll <input type="checkbox"/> Noncash <input type="checkbox"/> (Complete Part II if there is a noncash contribution.)
1664		\$ 3500.	Person <input checked="" type="checkbox"/> Payroll <input type="checkbox"/> Noncash <input type="checkbox"/> (Complete Part II if there is a noncash contribution.)
1665		\$ 3000.	Person <input checked="" type="checkbox"/> Payroll <input type="checkbox"/> Noncash <input type="checkbox"/> (Complete Part II if there is a noncash contribution.)
1666		\$ 100000.	Person <input checked="" type="checkbox"/> Payroll <input type="checkbox"/> Noncash <input type="checkbox"/> (Complete Part II if there is a noncash contribution.)
1667		\$ 7500.	Person <input checked="" type="checkbox"/> Payroll <input type="checkbox"/> Noncash <input type="checkbox"/> (Complete Part II if there is a noncash contribution.)
1668		\$ 100000.	Person <input checked="" type="checkbox"/> Payroll <input type="checkbox"/> Noncash <input type="checkbox"/> (Complete Part II if there is a noncash contribution.)

Name of organization

Employer identification number

Chamber of Commerce of the USA

53-0045720

Part I Contributors (See Specific Instructions.)

(a) No.	(b) Name, address, and ZIP + 4	(c) Aggregate contributions	(d) Type of contribution
1669		\$ 10000.	Person <input checked="" type="checkbox"/> Payroll <input type="checkbox"/> Noncash <input type="checkbox"/> (Complete Part II if there is a noncash contribution.)
1670		\$ 10000.	Person <input checked="" type="checkbox"/> Payroll <input type="checkbox"/> Noncash <input type="checkbox"/> (Complete Part II if there is a noncash contribution.)
1671		\$ 7500.	Person <input checked="" type="checkbox"/> Payroll <input type="checkbox"/> Noncash <input type="checkbox"/> (Complete Part II if there is a noncash contribution.)
1672		\$ 7500.	Person <input checked="" type="checkbox"/> Payroll <input type="checkbox"/> Noncash <input type="checkbox"/> (Complete Part II if there is a noncash contribution.)
1673		\$ 7500.	Person <input checked="" type="checkbox"/> Payroll <input type="checkbox"/> Noncash <input type="checkbox"/> (Complete Part II if there is a noncash contribution.)
1674		\$ 5000.	Person <input checked="" type="checkbox"/> Payroll <input type="checkbox"/> Noncash <input type="checkbox"/> (Complete Part II if there is a noncash contribution.)

Name of organization

Employer identification number

Chamber of Commerce of the USA

53-0045720

Part I Contributors (See Specific Instructions.)

(a) No.	(b) Name, address, and ZIP + 4	(c) Aggregate contributions	(d) Type of contribution
1675		\$ 20000.	Person <input checked="" type="checkbox"/> Payroll <input type="checkbox"/> Noncash <input type="checkbox"/> (Complete Part II if there is a noncash contribution.)
1676		\$ 10000.	Person <input checked="" type="checkbox"/> Payroll <input type="checkbox"/> Noncash <input type="checkbox"/> (Complete Part II if there is a noncash contribution.)
1677		\$ 13333.	Person <input checked="" type="checkbox"/> Payroll <input type="checkbox"/> Noncash <input type="checkbox"/> (Complete Part II if there is a noncash contribution.)
1678		\$ 100000.	Person <input checked="" type="checkbox"/> Payroll <input type="checkbox"/> Noncash <input type="checkbox"/> (Complete Part II if there is a noncash contribution.)
1679		\$ 100000.	Person <input checked="" type="checkbox"/> Payroll <input type="checkbox"/> Noncash <input type="checkbox"/> (Complete Part II if there is a noncash contribution.)
1680		\$ 25000.	Person <input checked="" type="checkbox"/> Payroll <input type="checkbox"/> Noncash <input type="checkbox"/> (Complete Part II if there is a noncash contribution.)

Name of organization

Employer identification number

Chamber of Commerce of the USA

53-0045720

Part I Contributors (See Specific Instructions.)

(a) No.	(b) Name, address, and ZIP + 4	(c) Aggregate contributions	(d) Type of contribution
1681		\$ 25000.	Person <input checked="" type="checkbox"/> Payroll <input type="checkbox"/> Noncash <input type="checkbox"/> (Complete Part II if there is a noncash contribution.)
1682		\$ 10000.	Person <input checked="" type="checkbox"/> Payroll <input type="checkbox"/> Noncash <input type="checkbox"/> (Complete Part II if there is a noncash contribution.)
1683		\$ 5000.	Person <input checked="" type="checkbox"/> Payroll <input type="checkbox"/> Noncash <input type="checkbox"/> (Complete Part II if there is a noncash contribution.)
1684		\$ 25000.	Person <input checked="" type="checkbox"/> Payroll <input type="checkbox"/> Noncash <input type="checkbox"/> (Complete Part II if there is a noncash contribution.)
1685		\$ 10000.	Person <input checked="" type="checkbox"/> Payroll <input type="checkbox"/> Noncash <input type="checkbox"/> (Complete Part II if there is a noncash contribution.)
1686		\$ 25000.	Person <input checked="" type="checkbox"/> Payroll <input type="checkbox"/> Noncash <input type="checkbox"/> (Complete Part II if there is a noncash contribution.)

Name of organization

Employer identification number

Chamber of Commerce of the USA

53-0045720

Part I Contributors (See Specific Instructions.)

(a) No.	(b) Name, address, and ZIP + 4	(c) Aggregate contributions	(d) Type of contribution
1687		\$ 12500.	Person <input checked="" type="checkbox"/> Payroll <input type="checkbox"/> Noncash <input type="checkbox"/> (Complete Part II if there is a noncash contribution.)
1688		\$ 25000.	Person <input checked="" type="checkbox"/> Payroll <input type="checkbox"/> Noncash <input type="checkbox"/> (Complete Part II if there is a noncash contribution.)
1689		\$ 2500.	Person <input checked="" type="checkbox"/> Payroll <input type="checkbox"/> Noncash <input type="checkbox"/> (Complete Part II if there is a noncash contribution.)
1690		\$ 2500.	Person <input checked="" type="checkbox"/> Payroll <input type="checkbox"/> Noncash <input type="checkbox"/> (Complete Part II if there is a noncash contribution.)
1691		\$ 25000.	Person <input checked="" type="checkbox"/> Payroll <input type="checkbox"/> Noncash <input type="checkbox"/> (Complete Part II if there is a noncash contribution.)
1692		\$ 75000.	Person <input checked="" type="checkbox"/> Payroll <input type="checkbox"/> Noncash <input type="checkbox"/> (Complete Part II if there is a noncash contribution.)

Name of organization

Employer identification number

Chamber of Commerce of the USA

53-0045720

Part I Contributors (See Specific Instructions.)

(a) No.	(b) Name, address, and ZIP + 4	(c) Aggregate contributions	(d) Type of contribution
1693		\$ 10000.	Person <input checked="" type="checkbox"/> Payroll <input type="checkbox"/> Noncash <input type="checkbox"/> (Complete Part II if there is a noncash contribution.)
1694		\$ 7480.	Person <input checked="" type="checkbox"/> Payroll <input type="checkbox"/> Noncash <input type="checkbox"/> (Complete Part II if there is a noncash contribution.)
1695		\$ 25000.	Person <input checked="" type="checkbox"/> Payroll <input type="checkbox"/> Noncash <input type="checkbox"/> (Complete Part II if there is a noncash contribution.)
1696		\$ 25000.	Person <input checked="" type="checkbox"/> Payroll <input type="checkbox"/> Noncash <input type="checkbox"/> (Complete Part II if there is a noncash contribution.)
1697		\$ 10000.	Person <input checked="" type="checkbox"/> Payroll <input type="checkbox"/> Noncash <input type="checkbox"/> (Complete Part II if there is a noncash contribution.)
1698		\$ 6000.	Person <input checked="" type="checkbox"/> Payroll <input type="checkbox"/> Noncash <input type="checkbox"/> (Complete Part II if there is a noncash contribution.)

Name of organization

Employer identification number

Chamber of Commerce of the USA

53-0045720

Part I Contributors (See Specific Instructions.)

(a) No.	(b) Name, address, and ZIP + 4	(c) Aggregate contributions	(d) Type of contribution
1699		\$ 125000.	Person <input checked="" type="checkbox"/> Payroll <input type="checkbox"/> Noncash <input type="checkbox"/> (Complete Part II if there is a noncash contribution.)
1700		\$ 100000.	Person <input checked="" type="checkbox"/> Payroll <input type="checkbox"/> Noncash <input type="checkbox"/> (Complete Part II if there is a noncash contribution.)
1701		\$ 125000.	Person <input checked="" type="checkbox"/> Payroll <input type="checkbox"/> Noncash <input type="checkbox"/> (Complete Part II if there is a noncash contribution.)
1702		\$ 7500.	Person <input checked="" type="checkbox"/> Payroll <input type="checkbox"/> Noncash <input type="checkbox"/> (Complete Part II if there is a noncash contribution.)
1703		\$ 25000.	Person <input checked="" type="checkbox"/> Payroll <input type="checkbox"/> Noncash <input type="checkbox"/> (Complete Part II if there is a noncash contribution.)
1704		\$ 25000.	Person <input checked="" type="checkbox"/> Payroll <input type="checkbox"/> Noncash <input type="checkbox"/> (Complete Part II if there is a noncash contribution.)

Name of organization

Employer identification number

Chamber of Commerce of the USA

53-0045720

Part I Contributors (See Specific Instructions.)

(a) No.	(b) Name, address, and ZIP + 4	(c) Aggregate contributions	(d) Type of contribution
1705		\$ 50000.	Person <input checked="" type="checkbox"/> Payroll <input type="checkbox"/> Noncash <input type="checkbox"/> (Complete Part II if there is a noncash contribution.)
1706		\$ 15000.	Person <input checked="" type="checkbox"/> Payroll <input type="checkbox"/> Noncash <input type="checkbox"/> (Complete Part II if there is a noncash contribution.)
1707		\$ 1500.	Person <input checked="" type="checkbox"/> Payroll <input type="checkbox"/> Noncash <input type="checkbox"/> (Complete Part II if there is a noncash contribution.)
1708		\$ 10000.	Person <input checked="" type="checkbox"/> Payroll <input type="checkbox"/> Noncash <input type="checkbox"/> (Complete Part II if there is a noncash contribution.)
1709		\$ 10000.	Person <input checked="" type="checkbox"/> Payroll <input type="checkbox"/> Noncash <input type="checkbox"/> (Complete Part II if there is a noncash contribution.)
1710		\$ 5500.	Person <input checked="" type="checkbox"/> Payroll <input type="checkbox"/> Noncash <input type="checkbox"/> (Complete Part II if there is a noncash contribution.)

Name of organization

Employer identification number

Chamber of Commerce of the USA

53-0045720

Part I Contributors (See Specific Instructions.)

(a) No.	(b) Name, address, and ZIP + 4	(c) Aggregate contributions	(d) Type of contribution
1711		\$ 15000.	Person <input checked="" type="checkbox"/> Payroll <input type="checkbox"/> Noncash <input type="checkbox"/> (Complete Part II if there is a noncash contribution.)
1712		\$ 5000.	Person <input checked="" type="checkbox"/> Payroll <input type="checkbox"/> Noncash <input type="checkbox"/> (Complete Part II if there is a noncash contribution.)
1713		\$ 6000.	Person <input checked="" type="checkbox"/> Payroll <input type="checkbox"/> Noncash <input type="checkbox"/> (Complete Part II if there is a noncash contribution.)
1714		\$ 2500.	Person <input checked="" type="checkbox"/> Payroll <input type="checkbox"/> Noncash <input type="checkbox"/> (Complete Part II if there is a noncash contribution.)
1715		\$ 50000.	Person <input checked="" type="checkbox"/> Payroll <input type="checkbox"/> Noncash <input type="checkbox"/> (Complete Part II if there is a noncash contribution.)
1716		\$ 5000.	Person <input checked="" type="checkbox"/> Payroll <input type="checkbox"/> Noncash <input type="checkbox"/> (Complete Part II if there is a noncash contribution.)

Name of organization

Employer identification number

Chamber of Commerce of the USA

53-0045720

Part I Contributors (See Specific Instructions.)

(a) No.	(b) Name, address, and ZIP + 4	(c) Aggregate contributions	(d) Type of contribution
1717		\$ 7500.	Person <input checked="" type="checkbox"/> Payroll <input type="checkbox"/> Noncash <input type="checkbox"/> (Complete Part II if there is a noncash contribution.)
1718		\$ 15000.	Person <input checked="" type="checkbox"/> Payroll <input type="checkbox"/> Noncash <input type="checkbox"/> (Complete Part II if there is a noncash contribution.)
1719		\$ 20000.	Person <input checked="" type="checkbox"/> Payroll <input type="checkbox"/> Noncash <input type="checkbox"/> (Complete Part II if there is a noncash contribution.)
1720		\$ 100000.	Person <input checked="" type="checkbox"/> Payroll <input type="checkbox"/> Noncash <input type="checkbox"/> (Complete Part II if there is a noncash contribution.)
1721		\$ 25000.	Person <input checked="" type="checkbox"/> Payroll <input type="checkbox"/> Noncash <input type="checkbox"/> (Complete Part II if there is a noncash contribution.)
1722		\$ 1000.	Person <input checked="" type="checkbox"/> Payroll <input type="checkbox"/> Noncash <input type="checkbox"/> (Complete Part II if there is a noncash contribution.)

Name of organization

Employer identification number

Chamber of Commerce of the USA

53-0045720

Part I Contributors (See Specific Instructions.)

(a) No.	(b) Name, address, and ZIP + 4	(c) Aggregate contributions	(d) Type of contribution
1723		\$ 5000.	Person <input checked="" type="checkbox"/> Payroll <input type="checkbox"/> Noncash <input type="checkbox"/> (Complete Part II if there is a noncash contribution.)
1724		\$ 2500.	Person <input checked="" type="checkbox"/> Payroll <input type="checkbox"/> Noncash <input type="checkbox"/> (Complete Part II if there is a noncash contribution.)
1725		\$ 5000.	Person <input checked="" type="checkbox"/> Payroll <input type="checkbox"/> Noncash <input type="checkbox"/> (Complete Part II if there is a noncash contribution.)
1726		\$ 50000.	Person <input checked="" type="checkbox"/> Payroll <input type="checkbox"/> Noncash <input type="checkbox"/> (Complete Part II if there is a noncash contribution.)
1727		\$ 25000.	Person <input checked="" type="checkbox"/> Payroll <input type="checkbox"/> Noncash <input type="checkbox"/> (Complete Part II if there is a noncash contribution.)
1728		\$ 100000.	Person <input checked="" type="checkbox"/> Payroll <input type="checkbox"/> Noncash <input type="checkbox"/> (Complete Part II if there is a noncash contribution.)

Name of organization Chamber of Commerce of the USA	Employer identification number 53-0045720
---	---

Part I Contributors (See Specific Instructions.)

(a) No.	(b) Name, address, and ZIP + 4	(c) Aggregate contributions	(d) Type of contribution
1729		\$ 10000.	Person <input checked="" type="checkbox"/> Payroll <input type="checkbox"/> Noncash <input type="checkbox"/> (Complete Part II if there is a noncash contribution.)
1730		\$ 5000.	Person <input checked="" type="checkbox"/> Payroll <input type="checkbox"/> Noncash <input type="checkbox"/> (Complete Part II if there is a noncash contribution.)
1731		\$ 2500.	Person <input checked="" type="checkbox"/> Payroll <input type="checkbox"/> Noncash <input type="checkbox"/> (Complete Part II if there is a noncash contribution.)
1732		\$ 15000.	Person <input checked="" type="checkbox"/> Payroll <input type="checkbox"/> Noncash <input type="checkbox"/> (Complete Part II if there is a noncash contribution.)
1733		\$ 3000.	Person <input checked="" type="checkbox"/> Payroll <input type="checkbox"/> Noncash <input type="checkbox"/> (Complete Part II if there is a noncash contribution.)
1734		\$ 3000.	Person <input checked="" type="checkbox"/> Payroll <input type="checkbox"/> Noncash <input type="checkbox"/> (Complete Part II if there is a noncash contribution.)

Name of organization

Employer identification number

Chamber of Commerce of the USA

53-0045720

Part I Contributors (See Specific Instructions.)

(a) No.	(b) Name, address, and ZIP + 4	(c) Aggregate contributions	(d) Type of contribution
1735		\$ 1000.	Person <input checked="" type="checkbox"/> Payroll <input type="checkbox"/> Noncash <input type="checkbox"/> (Complete Part II if there is a noncash contribution.)
1736		\$ 5000.	Person <input checked="" type="checkbox"/> Payroll <input type="checkbox"/> Noncash <input type="checkbox"/> (Complete Part II if there is a noncash contribution.)
1737		\$ 10000.	Person <input checked="" type="checkbox"/> Payroll <input type="checkbox"/> Noncash <input type="checkbox"/> (Complete Part II if there is a noncash contribution.)
1738		\$ 50000.	Person <input checked="" type="checkbox"/> Payroll <input type="checkbox"/> Noncash <input type="checkbox"/> (Complete Part II if there is a noncash contribution.)
1739		\$ 7500.	Person <input checked="" type="checkbox"/> Payroll <input type="checkbox"/> Noncash <input type="checkbox"/> (Complete Part II if there is a noncash contribution.)
1740		\$ 50000.	Person <input checked="" type="checkbox"/> Payroll <input type="checkbox"/> Noncash <input type="checkbox"/> (Complete Part II if there is a noncash contribution.)

Name of organization Chamber of Commerce of the USA	Employer identification number 53-0045720
---	---

Part I Contributors (See Specific Instructions.)

(a) No.	(b) Name, address, and ZIP + 4	(c) Aggregate contributions	(d) Type of contribution
1741		\$ <u>50000.</u>	Person <input checked="" type="checkbox"/> Payroll <input type="checkbox"/> Noncash <input type="checkbox"/> (Complete Part II if there is a noncash contribution.)
1742		\$ <u>50000.</u>	Person <input checked="" type="checkbox"/> Payroll <input type="checkbox"/> Noncash <input type="checkbox"/> (Complete Part II if there is a noncash contribution.)
1743		\$ <u>50000.</u>	Person <input checked="" type="checkbox"/> Payroll <input type="checkbox"/> Noncash <input type="checkbox"/> (Complete Part II if there is a noncash contribution.)
1744		\$ <u>10000.</u>	Person <input checked="" type="checkbox"/> Payroll <input type="checkbox"/> Noncash <input type="checkbox"/> (Complete Part II if there is a noncash contribution.)
1745		\$ <u>10000.</u>	Person <input checked="" type="checkbox"/> Payroll <input type="checkbox"/> Noncash <input type="checkbox"/> (Complete Part II if there is a noncash contribution.)
1746		\$ <u>100000.</u>	Person <input checked="" type="checkbox"/> Payroll <input type="checkbox"/> Noncash <input type="checkbox"/> (Complete Part II if there is a noncash contribution.)

Name of organization

Employer identification number

Chamber of Commerce of the USA

53-0045720

Part I Contributors (See Specific Instructions.)

(a) No.	(b) Name, address, and ZIP + 4	(c) Aggregate contributions	(d) Type of contribution
1747		\$ 25000.	Person <input checked="" type="checkbox"/> Payroll <input type="checkbox"/> Noncash <input type="checkbox"/> (Complete Part II if there is a noncash contribution.)
1748		\$ 25000.	Person <input checked="" type="checkbox"/> Payroll <input type="checkbox"/> Noncash <input type="checkbox"/> (Complete Part II if there is a noncash contribution.)
1749		\$ 25000.	Person <input checked="" type="checkbox"/> Payroll <input type="checkbox"/> Noncash <input type="checkbox"/> (Complete Part II if there is a noncash contribution.)
1750		\$ 2000.	Person <input checked="" type="checkbox"/> Payroll <input type="checkbox"/> Noncash <input type="checkbox"/> (Complete Part II if there is a noncash contribution.)
1751		\$ 10000.	Person <input checked="" type="checkbox"/> Payroll <input type="checkbox"/> Noncash <input type="checkbox"/> (Complete Part II if there is a noncash contribution.)
1752		\$ 10000.	Person <input checked="" type="checkbox"/> Payroll <input type="checkbox"/> Noncash <input type="checkbox"/> (Complete Part II if there is a noncash contribution.)

Name of organization

Employer identification number

Chamber of Commerce of the USA

53-0045720

Part I Contributors (See Specific Instructions.)

(a) No.	(b) Name, address, and ZIP + 4	(c) Aggregate contributions	(d) Type of contribution
1753		\$ 5000.	Person <input checked="" type="checkbox"/> Payroll <input type="checkbox"/> Noncash <input type="checkbox"/> (Complete Part II if there is a noncash contribution.)
1754		\$ 25000.	Person <input checked="" type="checkbox"/> Payroll <input type="checkbox"/> Noncash <input type="checkbox"/> (Complete Part II if there is a noncash contribution.)
1755		\$ 25000.	Person <input checked="" type="checkbox"/> Payroll <input type="checkbox"/> Noncash <input type="checkbox"/> (Complete Part II if there is a noncash contribution.)
1756		\$ 25000.	Person <input checked="" type="checkbox"/> Payroll <input type="checkbox"/> Noncash <input type="checkbox"/> (Complete Part II if there is a noncash contribution.)
1757		\$ 10000.	Person <input checked="" type="checkbox"/> Payroll <input type="checkbox"/> Noncash <input type="checkbox"/> (Complete Part II if there is a noncash contribution.)
1758		\$ 25000.	Person <input checked="" type="checkbox"/> Payroll <input type="checkbox"/> Noncash <input type="checkbox"/> (Complete Part II if there is a noncash contribution.)

Name of organization Chamber of Commerce of the USA	Employer identification number 53-0045720
---	---

Part I Contributors (See Specific Instructions.)

(a) No.	(b) Name, address, and ZIP + 4	(c) Aggregate contributions	(d) Type of contribution
1759		\$ 25000.	Person <input checked="" type="checkbox"/> Payroll <input type="checkbox"/> Noncash <input type="checkbox"/> (Complete Part II if there is a noncash contribution.)
1760		\$ 25000.	Person <input checked="" type="checkbox"/> Payroll <input type="checkbox"/> Noncash <input type="checkbox"/> (Complete Part II if there is a noncash contribution.)
1761		\$ 25000.	Person <input checked="" type="checkbox"/> Payroll <input type="checkbox"/> Noncash <input type="checkbox"/> (Complete Part II if there is a noncash contribution.)
1762		\$ 100000.	Person <input checked="" type="checkbox"/> Payroll <input type="checkbox"/> Noncash <input type="checkbox"/> (Complete Part II if there is a noncash contribution.)
1763		\$ 10000.	Person <input checked="" type="checkbox"/> Payroll <input type="checkbox"/> Noncash <input type="checkbox"/> (Complete Part II if there is a noncash contribution.)
1764		\$ 100000.	Person <input checked="" type="checkbox"/> Payroll <input type="checkbox"/> Noncash <input type="checkbox"/> (Complete Part II if there is a noncash contribution.)

Name of organization

Employer identification number

Chamber of Commerce of the USA

53-0045720

Part I Contributors (See Specific Instructions.)

(a) No.	(b) Name, address, and ZIP + 4	(c) Aggregate contributions	(d) Type of contribution
1765		\$ 15000.	Person <input checked="" type="checkbox"/> Payroll <input type="checkbox"/> Noncash <input type="checkbox"/> (Complete Part II if there is a noncash contribution.)
1766		\$ 7500.	Person <input checked="" type="checkbox"/> Payroll <input type="checkbox"/> Noncash <input type="checkbox"/> (Complete Part II if there is a noncash contribution.)
1767		\$ 2000.	Person <input checked="" type="checkbox"/> Payroll <input type="checkbox"/> Noncash <input type="checkbox"/> (Complete Part II if there is a noncash contribution.)
1768		\$ 50000.	Person <input checked="" type="checkbox"/> Payroll <input type="checkbox"/> Noncash <input type="checkbox"/> (Complete Part II if there is a noncash contribution.)
1769		\$ 10000.	Person <input checked="" type="checkbox"/> Payroll <input type="checkbox"/> Noncash <input type="checkbox"/> (Complete Part II if there is a noncash contribution.)
1770		\$ 7500.	Person <input checked="" type="checkbox"/> Payroll <input type="checkbox"/> Noncash <input type="checkbox"/> (Complete Part II if there is a noncash contribution.)

Name of organization

Employer identification number

Chamber of Commerce of the USA

53-0045720

Part I Contributors (See Specific Instructions.)

(a) No.	(b) Name, address, and ZIP + 4	(c) Aggregate contributions	(d) Type of contribution
1771		\$ 25000.	Person <input checked="" type="checkbox"/> Payroll <input type="checkbox"/> Noncash <input type="checkbox"/> (Complete Part II if there is a noncash contribution.)
1772		\$ 150000.	Person <input checked="" type="checkbox"/> Payroll <input type="checkbox"/> Noncash <input type="checkbox"/> (Complete Part II if there is a noncash contribution.)
1773		\$ 40000.	Person <input checked="" type="checkbox"/> Payroll <input type="checkbox"/> Noncash <input type="checkbox"/> (Complete Part II if there is a noncash contribution.)
1774		\$ 40000.	Person <input checked="" type="checkbox"/> Payroll <input type="checkbox"/> Noncash <input type="checkbox"/> (Complete Part II if there is a noncash contribution.)
1775		\$ 25000.	Person <input checked="" type="checkbox"/> Payroll <input type="checkbox"/> Noncash <input type="checkbox"/> (Complete Part II if there is a noncash contribution.)
1776		\$ 100000.	Person <input checked="" type="checkbox"/> Payroll <input type="checkbox"/> Noncash <input type="checkbox"/> (Complete Part II if there is a noncash contribution.)

Name of organization

Employer identification number

Chamber of Commerce of the USA

53-0045720

Part I Contributors (See Specific Instructions.)

(a) No.	(b) Name, address, and ZIP + 4	(c) Aggregate contributions	(d) Type of contribution
1777		\$ 500000.	Person <input checked="" type="checkbox"/> Payroll <input type="checkbox"/> Noncash <input type="checkbox"/> (Complete Part II if there is a noncash contribution.)
1778		\$ 12500.	Person <input checked="" type="checkbox"/> Payroll <input type="checkbox"/> Noncash <input type="checkbox"/> (Complete Part II if there is a noncash contribution.)
1779		\$ 15000.	Person <input checked="" type="checkbox"/> Payroll <input type="checkbox"/> Noncash <input type="checkbox"/> (Complete Part II if there is a noncash contribution.)
1780		\$ 10000.	Person <input checked="" type="checkbox"/> Payroll <input type="checkbox"/> Noncash <input type="checkbox"/> (Complete Part II if there is a noncash contribution.)
1781		\$ 10000.	Person <input checked="" type="checkbox"/> Payroll <input type="checkbox"/> Noncash <input type="checkbox"/> (Complete Part II if there is a noncash contribution.)
1782		\$ 5000.	Person <input checked="" type="checkbox"/> Payroll <input type="checkbox"/> Noncash <input type="checkbox"/> (Complete Part II if there is a noncash contribution.)

Name of organization

Employer identification number

Chamber of Commerce of the USA

53-0045720

Part I Contributors (See Specific Instructions.)

(a) No.	(b) Name, address, and ZIP + 4	(c) Aggregate contributions	(d) Type of contribution
1783		\$ 20000.	Person <input checked="" type="checkbox"/> Payroll <input type="checkbox"/> Noncash <input type="checkbox"/> (Complete Part II if there is a noncash contribution.)
1784		\$ 25000.	Person <input checked="" type="checkbox"/> Payroll <input type="checkbox"/> Noncash <input type="checkbox"/> (Complete Part II if there is a noncash contribution.)
1785		\$ 2500.	Person <input checked="" type="checkbox"/> Payroll <input type="checkbox"/> Noncash <input type="checkbox"/> (Complete Part II if there is a noncash contribution.)
1786		\$ 10000.	Person <input checked="" type="checkbox"/> Payroll <input type="checkbox"/> Noncash <input type="checkbox"/> (Complete Part II if there is a noncash contribution.)
1787		\$ 25000.	Person <input checked="" type="checkbox"/> Payroll <input type="checkbox"/> Noncash <input type="checkbox"/> (Complete Part II if there is a noncash contribution.)
1788		\$ 10000.	Person <input checked="" type="checkbox"/> Payroll <input type="checkbox"/> Noncash <input type="checkbox"/> (Complete Part II if there is a noncash contribution.)

Name of organization

Employer identification number

Chamber of Commerce of the USA

53-0045720

Part I Contributors (See Specific Instructions.)

(a) No.	(b) Name, address, and ZIP + 4	(c) Aggregate contributions	(d) Type of contribution
1789		\$ 13333.	Person <input checked="" type="checkbox"/> Payroll <input type="checkbox"/> Noncash <input type="checkbox"/> (Complete Part II if there is a noncash contribution.)
1790		\$ 15000.	Person <input checked="" type="checkbox"/> Payroll <input type="checkbox"/> Noncash <input type="checkbox"/> (Complete Part II if there is a noncash contribution.)
1791		\$ 3200.	Person <input checked="" type="checkbox"/> Payroll <input type="checkbox"/> Noncash <input type="checkbox"/> (Complete Part II if there is a noncash contribution.)
1792		\$ 2000.	Person <input checked="" type="checkbox"/> Payroll <input type="checkbox"/> Noncash <input type="checkbox"/> (Complete Part II if there is a noncash contribution.)
1793		\$ 16000.	Person <input checked="" type="checkbox"/> Payroll <input type="checkbox"/> Noncash <input type="checkbox"/> (Complete Part II if there is a noncash contribution.)
1794		\$ 500000.	Person <input checked="" type="checkbox"/> Payroll <input type="checkbox"/> Noncash <input type="checkbox"/> (Complete Part II if there is a noncash contribution.)

Name of organization

Employer identification number

Chamber of Commerce of the USA

53-0045720

Part I Contributors (See Specific Instructions.)

(a) No.	(b) Name, address, and ZIP + 4	(c) Aggregate contributions	(d) Type of contribution
1795		\$ 5000.	Person <input checked="" type="checkbox"/> Payroll <input type="checkbox"/> Noncash <input type="checkbox"/> (Complete Part II if there is a noncash contribution.)
1796		\$ 7500.	Person <input checked="" type="checkbox"/> Payroll <input type="checkbox"/> Noncash <input type="checkbox"/> (Complete Part II if there is a noncash contribution.)
1797		\$ 500000.	Person <input checked="" type="checkbox"/> Payroll <input type="checkbox"/> Noncash <input type="checkbox"/> (Complete Part II if there is a noncash contribution.)
1798		\$ 100000.	Person <input checked="" type="checkbox"/> Payroll <input type="checkbox"/> Noncash <input type="checkbox"/> (Complete Part II if there is a noncash contribution.)
1799		\$ 500000.	Person <input checked="" type="checkbox"/> Payroll <input type="checkbox"/> Noncash <input type="checkbox"/> (Complete Part II if there is a noncash contribution.)
1800		\$ 50000.	Person <input checked="" type="checkbox"/> Payroll <input type="checkbox"/> Noncash <input type="checkbox"/> (Complete Part II if there is a noncash contribution.)

Name of organization

Employer identification number

Chamber of Commerce of the USA

53-0045720

Part I Contributors (See Specific Instructions.)

(a) No.	(b) Name, address, and ZIP + 4	(c) Aggregate contributions	(d) Type of contribution
1801		\$ 15000.	Person <input checked="" type="checkbox"/> Payroll <input type="checkbox"/> Noncash <input type="checkbox"/> (Complete Part II if there is a noncash contribution.)
1802		\$ 7500.	Person <input checked="" type="checkbox"/> Payroll <input type="checkbox"/> Noncash <input type="checkbox"/> (Complete Part II if there is a noncash contribution.)
1803		\$ 5000.	Person <input checked="" type="checkbox"/> Payroll <input type="checkbox"/> Noncash <input type="checkbox"/> (Complete Part II if there is a noncash contribution.)
1804		\$ 10000.	Person <input checked="" type="checkbox"/> Payroll <input type="checkbox"/> Noncash <input type="checkbox"/> (Complete Part II if there is a noncash contribution.)
1805		\$ 100000.	Person <input checked="" type="checkbox"/> Payroll <input type="checkbox"/> Noncash <input type="checkbox"/> (Complete Part II if there is a noncash contribution.)
1806		\$ 14815.	Person <input checked="" type="checkbox"/> Payroll <input type="checkbox"/> Noncash <input type="checkbox"/> (Complete Part II if there is a noncash contribution.)

Name of organization Chamber of Commerce of the USA	Employer identification number 53-0045720
---	---

Part I Contributors (See Specific Instructions.)

(a) No.	(b) Name, address, and ZIP + 4	(c) Aggregate contributions	(d) Type of contribution
1807		\$ 100000.	Person <input checked="" type="checkbox"/> Payroll <input type="checkbox"/> Noncash <input type="checkbox"/> (Complete Part II if there is a noncash contribution.)
1808		\$ 5000.	Person <input checked="" type="checkbox"/> Payroll <input type="checkbox"/> Noncash <input type="checkbox"/> (Complete Part II if there is a noncash contribution.)
1809		\$ 10430.	Person <input checked="" type="checkbox"/> Payroll <input type="checkbox"/> Noncash <input type="checkbox"/> (Complete Part II if there is a noncash contribution.)
1810		\$ 5000.	Person <input checked="" type="checkbox"/> Payroll <input type="checkbox"/> Noncash <input type="checkbox"/> (Complete Part II if there is a noncash contribution.)
1811		\$ 8000.	Person <input checked="" type="checkbox"/> Payroll <input type="checkbox"/> Noncash <input type="checkbox"/> (Complete Part II if there is a noncash contribution.)
1812		\$ 7500.	Person <input checked="" type="checkbox"/> Payroll <input type="checkbox"/> Noncash <input type="checkbox"/> (Complete Part II if there is a noncash contribution.)

Name of organization Chamber of Commerce of the USA	Employer identification number 53-0045720
---	---

Part I Contributors (See Specific Instructions.)

(a) No.	(b) Name, address, and ZIP + 4	(c) Aggregate contributions	(d) Type of contribution
1813		\$ <u>100000.</u>	Person <input checked="" type="checkbox"/> Payroll <input type="checkbox"/> Noncash <input type="checkbox"/> (Complete Part II if there is a noncash contribution.)
1814		\$ <u>10000.</u>	Person <input checked="" type="checkbox"/> Payroll <input type="checkbox"/> Noncash <input type="checkbox"/> (Complete Part II if there is a noncash contribution.)
1815		\$ <u>5500.</u>	Person <input checked="" type="checkbox"/> Payroll <input type="checkbox"/> Noncash <input type="checkbox"/> (Complete Part II if there is a noncash contribution.)
1816		\$ <u>2000.</u>	Person <input checked="" type="checkbox"/> Payroll <input type="checkbox"/> Noncash <input type="checkbox"/> (Complete Part II if there is a noncash contribution.)
1817		\$ <u>8000.</u>	Person <input checked="" type="checkbox"/> Payroll <input type="checkbox"/> Noncash <input type="checkbox"/> (Complete Part II if there is a noncash contribution.)
1818		\$ <u>11000.</u>	Person <input checked="" type="checkbox"/> Payroll <input type="checkbox"/> Noncash <input type="checkbox"/> (Complete Part II if there is a noncash contribution.)

Name of organization

Employer identification number

Chamber of Commerce of the USA

53-0045720

Part I Contributors (See Specific Instructions.)

(a) No.	(b) Name, address, and ZIP + 4	(c) Aggregate contributions	(d) Type of contribution
1819		\$ 50000.	Person <input checked="" type="checkbox"/> Payroll <input type="checkbox"/> Noncash <input type="checkbox"/> (Complete Part II if there is a noncash contribution.)
1820		\$ 5000.	Person <input checked="" type="checkbox"/> Payroll <input type="checkbox"/> Noncash <input type="checkbox"/> (Complete Part II if there is a noncash contribution.)
1821		\$ 25000.	Person <input checked="" type="checkbox"/> Payroll <input type="checkbox"/> Noncash <input type="checkbox"/> (Complete Part II if there is a noncash contribution.)
1822		\$ 10000.	Person <input checked="" type="checkbox"/> Payroll <input type="checkbox"/> Noncash <input type="checkbox"/> (Complete Part II if there is a noncash contribution.)
1823		\$ 5000.	Person <input checked="" type="checkbox"/> Payroll <input type="checkbox"/> Noncash <input type="checkbox"/> (Complete Part II if there is a noncash contribution.)
1824		\$ 2000.	Person <input checked="" type="checkbox"/> Payroll <input type="checkbox"/> Noncash <input type="checkbox"/> (Complete Part II if there is a noncash contribution.)

Name of organization Chamber of Commerce of the USA	Employer identification number 53-0045720
---	---

Part I Contributors (See Specific Instructions.)

(a) No.	(b) Name, address, and ZIP + 4	(c) Aggregate contributions	(d) Type of contribution
1825		\$ <u>5000.</u>	Person <input checked="" type="checkbox"/> Payroll <input type="checkbox"/> Noncash <input type="checkbox"/> (Complete Part II if there is a noncash contribution.)
1826		\$ <u>10000.</u>	Person <input checked="" type="checkbox"/> Payroll <input type="checkbox"/> Noncash <input type="checkbox"/> (Complete Part II if there is a noncash contribution.)
1827		\$ <u>1000.</u>	Person <input checked="" type="checkbox"/> Payroll <input type="checkbox"/> Noncash <input type="checkbox"/> (Complete Part II if there is a noncash contribution.)
1828		\$ <u>25000.</u>	Person <input checked="" type="checkbox"/> Payroll <input type="checkbox"/> Noncash <input type="checkbox"/> (Complete Part II if there is a noncash contribution.)
1829		\$ <u>100000.</u>	Person <input checked="" type="checkbox"/> Payroll <input type="checkbox"/> Noncash <input type="checkbox"/> (Complete Part II if there is a noncash contribution.)
1830		\$ <u>7500.</u>	Person <input checked="" type="checkbox"/> Payroll <input type="checkbox"/> Noncash <input type="checkbox"/> (Complete Part II if there is a noncash contribution.)

Name of organization

Employer identification number

Chamber of Commerce of the USA

53-0045720

Part I Contributors (See Specific Instructions.)

(a) No.	(b) Name, address, and ZIP + 4	(c) Aggregate contributions	(d) Type of contribution
1831		\$ 7500.	Person <input checked="" type="checkbox"/> Payroll <input type="checkbox"/> Noncash <input type="checkbox"/> (Complete Part II if there is a noncash contribution.)
1832		\$ 49974.	Person <input checked="" type="checkbox"/> Payroll <input type="checkbox"/> Noncash <input type="checkbox"/> (Complete Part II if there is a noncash contribution.)
1833		\$ 100000.	Person <input checked="" type="checkbox"/> Payroll <input type="checkbox"/> Noncash <input type="checkbox"/> (Complete Part II if there is a noncash contribution.)
1834		\$ 1000000.	Person <input checked="" type="checkbox"/> Payroll <input type="checkbox"/> Noncash <input type="checkbox"/> (Complete Part II if there is a noncash contribution.)
1835		\$ 15000.	Person <input checked="" type="checkbox"/> Payroll <input type="checkbox"/> Noncash <input type="checkbox"/> (Complete Part II if there is a noncash contribution.)
1836		\$ 10000.	Person <input checked="" type="checkbox"/> Payroll <input type="checkbox"/> Noncash <input type="checkbox"/> (Complete Part II if there is a noncash contribution.)

Name of organization

Employer identification number

Chamber of Commerce of the USA

53-0045720

Part I Contributors (See Specific Instructions.)

(a) No.	(b) Name, address, and ZIP + 4	(c) Aggregate contributions	(d) Type of contribution
1837		\$ 20000.	Person <input checked="" type="checkbox"/> Payroll <input type="checkbox"/> Noncash <input type="checkbox"/> (Complete Part II if there is a noncash contribution.)
1838		\$ 5000.	Person <input checked="" type="checkbox"/> Payroll <input type="checkbox"/> Noncash <input type="checkbox"/> (Complete Part II if there is a noncash contribution.)
1839		\$ 100000.	Person <input checked="" type="checkbox"/> Payroll <input type="checkbox"/> Noncash <input type="checkbox"/> (Complete Part II if there is a noncash contribution.)
1840		\$ 100000.	Person <input checked="" type="checkbox"/> Payroll <input type="checkbox"/> Noncash <input type="checkbox"/> (Complete Part II if there is a noncash contribution.)
1841		\$ 5000.	Person <input checked="" type="checkbox"/> Payroll <input type="checkbox"/> Noncash <input type="checkbox"/> (Complete Part II if there is a noncash contribution.)
1842		\$ 7500.	Person <input checked="" type="checkbox"/> Payroll <input type="checkbox"/> Noncash <input type="checkbox"/> (Complete Part II if there is a noncash contribution.)

Name of organization Chamber of Commerce of the USA	Employer identification number 53-0045720
---	---

Part I Contributors (See Specific Instructions.)

(a) No.	(b) Name, address, and ZIP + 4	(c) Aggregate contributions	(d) Type of contribution
1843		\$ 7500.	Person <input checked="" type="checkbox"/> Payroll <input type="checkbox"/> Noncash <input type="checkbox"/> (Complete Part II if there is a noncash contribution.)
1844		\$ 100000.	Person <input checked="" type="checkbox"/> Payroll <input type="checkbox"/> Noncash <input type="checkbox"/> (Complete Part II if there is a noncash contribution.)
1845		\$ 100000.	Person <input checked="" type="checkbox"/> Payroll <input type="checkbox"/> Noncash <input type="checkbox"/> (Complete Part II if there is a noncash contribution.)
1846		\$ 5000.	Person <input checked="" type="checkbox"/> Payroll <input type="checkbox"/> Noncash <input type="checkbox"/> (Complete Part II if there is a noncash contribution.)
1847		\$ 5000.	Person <input checked="" type="checkbox"/> Payroll <input type="checkbox"/> Noncash <input type="checkbox"/> (Complete Part II if there is a noncash contribution.)
1848		\$ 100000.	Person <input checked="" type="checkbox"/> Payroll <input type="checkbox"/> Noncash <input type="checkbox"/> (Complete Part II if there is a noncash contribution.)

Name of organization

Employer identification number

Chamber of Commerce of the USA

53-0045720

Part I Contributors (See Specific Instructions.)

(a) No.	(b) Name, address, and ZIP + 4	(c) Aggregate contributions	(d) Type of contribution
1849		\$ 15000.	Person <input checked="" type="checkbox"/> Payroll <input type="checkbox"/> Noncash <input type="checkbox"/> (Complete Part II if there is a noncash contribution.)
1850		\$ 5000.	Person <input checked="" type="checkbox"/> Payroll <input type="checkbox"/> Noncash <input type="checkbox"/> (Complete Part II if there is a noncash contribution.)
1851		\$ 15000.	Person <input checked="" type="checkbox"/> Payroll <input type="checkbox"/> Noncash <input type="checkbox"/> (Complete Part II if there is a noncash contribution.)
1852		\$ 1000000.	Person <input checked="" type="checkbox"/> Payroll <input type="checkbox"/> Noncash <input type="checkbox"/> (Complete Part II if there is a noncash contribution.)
1853		\$ 100000.	Person <input checked="" type="checkbox"/> Payroll <input type="checkbox"/> Noncash <input type="checkbox"/> (Complete Part II if there is a noncash contribution.)
1854		\$ 100000.	Person <input checked="" type="checkbox"/> Payroll <input type="checkbox"/> Noncash <input type="checkbox"/> (Complete Part II if there is a noncash contribution.)

Name of organization

Employer identification number

Chamber of Commerce of the USA

53-0045720

Part I Contributors (See Specific Instructions.)

(a) No.	(b) Name, address, and ZIP + 4	(c) Aggregate contributions	(d) Type of contribution
1855		\$ 2000000.	Person <input checked="" type="checkbox"/> Payroll <input type="checkbox"/> Noncash <input type="checkbox"/> (Complete Part II if there is a noncash contribution.)
1856		\$ 4375.	Person <input checked="" type="checkbox"/> Payroll <input type="checkbox"/> Noncash <input type="checkbox"/> (Complete Part II if there is a noncash contribution.)
1857		\$ 4375.	Person <input checked="" type="checkbox"/> Payroll <input type="checkbox"/> Noncash <input type="checkbox"/> (Complete Part II if there is a noncash contribution.)
1858		\$ 4375.	Person <input checked="" type="checkbox"/> Payroll <input type="checkbox"/> Noncash <input type="checkbox"/> (Complete Part II if there is a noncash contribution.)
1859		\$ 4375.	Person <input checked="" type="checkbox"/> Payroll <input type="checkbox"/> Noncash <input type="checkbox"/> (Complete Part II if there is a noncash contribution.)
1860		\$ 10000.	Person <input checked="" type="checkbox"/> Payroll <input type="checkbox"/> Noncash <input type="checkbox"/> (Complete Part II if there is a noncash contribution.)

Name of organization Chamber of Commerce of the USA	Employer identification number 53-0045720
---	---

Part I Contributors (See Specific Instructions.)

(a) No.	(b) Name, address, and ZIP + 4	(c) Aggregate contributions	(d) Type of contribution
1861		\$ 15000.	Person <input checked="" type="checkbox"/> Payroll <input type="checkbox"/> Noncash <input type="checkbox"/> (Complete Part II if there is a noncash contribution.)
1862		\$ 15000.	Person <input checked="" type="checkbox"/> Payroll <input type="checkbox"/> Noncash <input type="checkbox"/> (Complete Part II if there is a noncash contribution.)
1863		\$ 15000.	Person <input checked="" type="checkbox"/> Payroll <input type="checkbox"/> Noncash <input type="checkbox"/> (Complete Part II if there is a noncash contribution.)
1864		\$ 7500.	Person <input checked="" type="checkbox"/> Payroll <input type="checkbox"/> Noncash <input type="checkbox"/> (Complete Part II if there is a noncash contribution.)
1865		\$ 5000.	Person <input checked="" type="checkbox"/> Payroll <input type="checkbox"/> Noncash <input type="checkbox"/> (Complete Part II if there is a noncash contribution.)
1866		\$ 5000.	Person <input checked="" type="checkbox"/> Payroll <input type="checkbox"/> Noncash <input type="checkbox"/> (Complete Part II if there is a noncash contribution.)

Name of organization

Employer identification number

Chamber of Commerce of the USA

53-0045720

Part I Contributors (See Specific Instructions.)

(a) No.	(b) Name, address, and ZIP + 4	(c) Aggregate contributions	(d) Type of contribution
1867		\$ 7500.	Person <input checked="" type="checkbox"/> Payroll <input type="checkbox"/> Noncash <input type="checkbox"/> (Complete Part II if there is a noncash contribution.)
1868		\$ 10000.	Person <input checked="" type="checkbox"/> Payroll <input type="checkbox"/> Noncash <input type="checkbox"/> (Complete Part II if there is a noncash contribution.)
1869		\$ 12500.	Person <input checked="" type="checkbox"/> Payroll <input type="checkbox"/> Noncash <input type="checkbox"/> (Complete Part II if there is a noncash contribution.)
1870		\$ 2500.	Person <input checked="" type="checkbox"/> Payroll <input type="checkbox"/> Noncash <input type="checkbox"/> (Complete Part II if there is a noncash contribution.)
1871		\$ 2500.	Person <input checked="" type="checkbox"/> Payroll <input type="checkbox"/> Noncash <input type="checkbox"/> (Complete Part II if there is a noncash contribution.)
1872		\$ 10000.	Person <input checked="" type="checkbox"/> Payroll <input type="checkbox"/> Noncash <input type="checkbox"/> (Complete Part II if there is a noncash contribution.)

Name of organization

Chamber of Commerce of the USA

Employer identification number

53-0045720

Part I Contributors (See Specific Instructions.)

(a) No.	(b) Name, address, and ZIP + 4	(c) Aggregate contributions	(d) Type of contribution
1873		\$ 105000.	Person <input checked="" type="checkbox"/> Payroll <input type="checkbox"/> Noncash <input type="checkbox"/> (Complete Part II if there is a noncash contribution.)
1874		\$ 30000.	Person <input checked="" type="checkbox"/> Payroll <input type="checkbox"/> Noncash <input type="checkbox"/> (Complete Part II if there is a noncash contribution.)
1875		\$ 100000.	Person <input checked="" type="checkbox"/> Payroll <input type="checkbox"/> Noncash <input type="checkbox"/> (Complete Part II if there is a noncash contribution.)
1876		\$ 5000.	Person <input checked="" type="checkbox"/> Payroll <input type="checkbox"/> Noncash <input type="checkbox"/> (Complete Part II if there is a noncash contribution.)
1877		\$ 10000.	Person <input checked="" type="checkbox"/> Payroll <input type="checkbox"/> Noncash <input type="checkbox"/> (Complete Part II if there is a noncash contribution.)
1878		\$ 5000.	Person <input checked="" type="checkbox"/> Payroll <input type="checkbox"/> Noncash <input type="checkbox"/> (Complete Part II if there is a noncash contribution.)

Name of organization

Employer identification number

Chamber of Commerce of the USA

53-0045720

Part I Contributors (See Specific Instructions.)

(a) No.	(b) Name, address, and ZIP + 4	(c) Aggregate contributions	(d) Type of contribution
1879		\$ 5000.	Person <input checked="" type="checkbox"/> Payroll <input type="checkbox"/> Noncash <input type="checkbox"/> (Complete Part II if there is a noncash contribution.)
1880		\$ 25000.	Person <input checked="" type="checkbox"/> Payroll <input type="checkbox"/> Noncash <input type="checkbox"/> (Complete Part II if there is a noncash contribution.)
1881		\$ 7500.	Person <input checked="" type="checkbox"/> Payroll <input type="checkbox"/> Noncash <input type="checkbox"/> (Complete Part II if there is a noncash contribution.)
1882		\$ 100000.	Person <input checked="" type="checkbox"/> Payroll <input type="checkbox"/> Noncash <input type="checkbox"/> (Complete Part II if there is a noncash contribution.)
1883		\$ 100000.	Person <input checked="" type="checkbox"/> Payroll <input type="checkbox"/> Noncash <input type="checkbox"/> (Complete Part II if there is a noncash contribution.)
1884		\$ 40000.	Person <input checked="" type="checkbox"/> Payroll <input type="checkbox"/> Noncash <input type="checkbox"/> (Complete Part II if there is a noncash contribution.)

Name of organization

Chamber of Commerce of the USA

Employer identification number

53-0045720

Part I Contributors (See Specific Instructions.)

(a) No.	(b) Name, address, and ZIP + 4	(c) Aggregate contributions	(d) Type of contribution
1885		\$ 40000.	Person <input checked="" type="checkbox"/> Payroll <input type="checkbox"/> Noncash <input type="checkbox"/> (Complete Part II if there is a noncash contribution.)
1886		\$ 30000.	Person <input checked="" type="checkbox"/> Payroll <input type="checkbox"/> Noncash <input type="checkbox"/> (Complete Part II if there is a noncash contribution.)
1887		\$ 15000.	Person <input checked="" type="checkbox"/> Payroll <input type="checkbox"/> Noncash <input type="checkbox"/> (Complete Part II if there is a noncash contribution.)
1888		\$ 10000.	Person <input checked="" type="checkbox"/> Payroll <input type="checkbox"/> Noncash <input type="checkbox"/> (Complete Part II if there is a noncash contribution.)
1889		\$ 5000.	Person <input checked="" type="checkbox"/> Payroll <input type="checkbox"/> Noncash <input type="checkbox"/> (Complete Part II if there is a noncash contribution.)
1890		\$ 2500.	Person <input checked="" type="checkbox"/> Payroll <input type="checkbox"/> Noncash <input type="checkbox"/> (Complete Part II if there is a noncash contribution.)

Name of organization

Employer identification number

Chamber of Commerce of the USA

53-0045720

Part I Contributors (See Specific Instructions.)

(a) No.	(b) Name, address, and ZIP + 4	(c) Aggregate contributions	(d) Type of contribution
1891		\$ 3500.	Person <input checked="" type="checkbox"/> Payroll <input type="checkbox"/> Noncash <input type="checkbox"/> (Complete Part II if there is a noncash contribution.)
1892		\$ 3500.	Person <input checked="" type="checkbox"/> Payroll <input type="checkbox"/> Noncash <input type="checkbox"/> (Complete Part II if there is a noncash contribution.)
1893		\$ 2500.	Person <input checked="" type="checkbox"/> Payroll <input type="checkbox"/> Noncash <input type="checkbox"/> (Complete Part II if there is a noncash contribution.)
1894		\$ 3500.	Person <input checked="" type="checkbox"/> Payroll <input type="checkbox"/> Noncash <input type="checkbox"/> (Complete Part II if there is a noncash contribution.)
1895		\$ 2500.	Person <input checked="" type="checkbox"/> Payroll <input type="checkbox"/> Noncash <input type="checkbox"/> (Complete Part II if there is a noncash contribution.)
1896		\$ 7500.	Person <input checked="" type="checkbox"/> Payroll <input type="checkbox"/> Noncash <input type="checkbox"/> (Complete Part II if there is a noncash contribution.)

Name of organization Chamber of Commerce of the USA	Employer identification number 53-0045720
---	---

Part I Contributors (See Specific Instructions.)

(a) No.	(b) Name, address, and ZIP + 4	(c) Aggregate contributions	(d) Type of contribution
1897		\$ <u>30000.</u>	Person <input checked="" type="checkbox"/> Payroll <input type="checkbox"/> Noncash <input type="checkbox"/> (Complete Part II if there is a noncash contribution.)
1898		\$ <u>7500.</u>	Person <input checked="" type="checkbox"/> Payroll <input type="checkbox"/> Noncash <input type="checkbox"/> (Complete Part II if there is a noncash contribution.)
1899		\$ <u>100000.</u>	Person <input checked="" type="checkbox"/> Payroll <input type="checkbox"/> Noncash <input type="checkbox"/> (Complete Part II if there is a noncash contribution.)
1900		\$ <u>20000.</u>	Person <input checked="" type="checkbox"/> Payroll <input type="checkbox"/> Noncash <input type="checkbox"/> (Complete Part II if there is a noncash contribution.)
1901		\$ <u>10000.</u>	Person <input checked="" type="checkbox"/> Payroll <input type="checkbox"/> Noncash <input type="checkbox"/> (Complete Part II if there is a noncash contribution.)
1902		\$ <u>15000.</u>	Person <input checked="" type="checkbox"/> Payroll <input type="checkbox"/> Noncash <input type="checkbox"/> (Complete Part II if there is a noncash contribution.)

Name of organization

Employer identification number

Chamber of Commerce of the USA

53-0045720

Part I Contributors (See Specific Instructions.)

(a) No.	(b) Name, address, and ZIP + 4	(c) Aggregate contributions	(d) Type of contribution
1903		\$ 100000.	Person <input checked="" type="checkbox"/> Payroll <input type="checkbox"/> Noncash <input type="checkbox"/> (Complete Part II if there is a noncash contribution.)
1904		\$ 100000.	Person <input checked="" type="checkbox"/> Payroll <input type="checkbox"/> Noncash <input type="checkbox"/> (Complete Part II if there is a noncash contribution.)
1905		\$ 5000.	Person <input checked="" type="checkbox"/> Payroll <input type="checkbox"/> Noncash <input type="checkbox"/> (Complete Part II if there is a noncash contribution.)
1906		\$ 25000.	Person <input checked="" type="checkbox"/> Payroll <input type="checkbox"/> Noncash <input type="checkbox"/> (Complete Part II if there is a noncash contribution.)
1907		\$ 75000.	Person <input checked="" type="checkbox"/> Payroll <input type="checkbox"/> Noncash <input type="checkbox"/> (Complete Part II if there is a noncash contribution.)
1908		\$ 5000.	Person <input checked="" type="checkbox"/> Payroll <input type="checkbox"/> Noncash <input type="checkbox"/> (Complete Part II if there is a noncash contribution.)

Name of organization

Employer identification number

Chamber of Commerce of the USA

53-0045720

Part I Contributors (See Specific Instructions.)

(a) No.	(b) Name, address, and ZIP + 4	(c) Aggregate contributions	(d) Type of contribution
1909		\$ 25000.	Person <input checked="" type="checkbox"/> Payroll <input type="checkbox"/> Noncash <input type="checkbox"/> (Complete Part II if there is a noncash contribution.)
1910		\$ 25000.	Person <input checked="" type="checkbox"/> Payroll <input type="checkbox"/> Noncash <input type="checkbox"/> (Complete Part II if there is a noncash contribution.)
1911		\$ 50000.	Person <input checked="" type="checkbox"/> Payroll <input type="checkbox"/> Noncash <input type="checkbox"/> (Complete Part II if there is a noncash contribution.)
1912		\$ 5500.	Person <input checked="" type="checkbox"/> Payroll <input type="checkbox"/> Noncash <input type="checkbox"/> (Complete Part II if there is a noncash contribution.)
1913		\$ 3500.	Person <input checked="" type="checkbox"/> Payroll <input type="checkbox"/> Noncash <input type="checkbox"/> (Complete Part II if there is a noncash contribution.)
1914		\$ 7500.	Person <input checked="" type="checkbox"/> Payroll <input type="checkbox"/> Noncash <input type="checkbox"/> (Complete Part II if there is a noncash contribution.)

Name of organization Chamber of Commerce of the USA	Employer identification number 53-0045720
---	---

Part I Contributors (See Specific Instructions.)

(a) No.	(b) Name, address, and ZIP + 4	(c) Aggregate contributions	(d) Type of contribution
1915		\$ 100000.	Person <input checked="" type="checkbox"/> Payroll <input type="checkbox"/> Noncash <input type="checkbox"/> (Complete Part II if there is a noncash contribution.)
1916		\$ 5000.	Person <input checked="" type="checkbox"/> Payroll <input type="checkbox"/> Noncash <input type="checkbox"/> (Complete Part II if there is a noncash contribution.)
1917		\$ 5000.	Person <input checked="" type="checkbox"/> Payroll <input type="checkbox"/> Noncash <input type="checkbox"/> (Complete Part II if there is a noncash contribution.)
1918		\$ 7500.	Person <input checked="" type="checkbox"/> Payroll <input type="checkbox"/> Noncash <input type="checkbox"/> (Complete Part II if there is a noncash contribution.)
1919		\$ 500000.	Person <input checked="" type="checkbox"/> Payroll <input type="checkbox"/> Noncash <input type="checkbox"/> (Complete Part II if there is a noncash contribution.)
1920		\$ 100000.	Person <input checked="" type="checkbox"/> Payroll <input type="checkbox"/> Noncash <input type="checkbox"/> (Complete Part II if there is a noncash contribution.)

Name of organization Chamber of Commerce of the USA	Employer identification number 53-0045720
---	---

Part I Contributors (See Specific Instructions.)

(a) No.	(b) Name, address, and ZIP + 4	(c) Aggregate contributions	(d) Type of contribution
1921		\$ <u>25000.</u>	Person <input checked="" type="checkbox"/> Payroll <input type="checkbox"/> Noncash <input type="checkbox"/> (Complete Part II if there is a noncash contribution.)
1922		\$ <u>100000.</u>	Person <input checked="" type="checkbox"/> Payroll <input type="checkbox"/> Noncash <input type="checkbox"/> (Complete Part II if there is a noncash contribution.)
1923		\$ <u>10000.</u>	Person <input checked="" type="checkbox"/> Payroll <input type="checkbox"/> Noncash <input type="checkbox"/> (Complete Part II if there is a noncash contribution.)
1924		\$ <u>5000.</u>	Person <input checked="" type="checkbox"/> Payroll <input type="checkbox"/> Noncash <input type="checkbox"/> (Complete Part II if there is a noncash contribution.)
1925		\$ <u>7500.</u>	Person <input checked="" type="checkbox"/> Payroll <input type="checkbox"/> Noncash <input type="checkbox"/> (Complete Part II if there is a noncash contribution.)
1926		\$ <u>7500.</u>	Person <input checked="" type="checkbox"/> Payroll <input type="checkbox"/> Noncash <input type="checkbox"/> (Complete Part II if there is a noncash contribution.)

Name of organization Chamber of Commerce of the USA	Employer identification number 53-0045720
---	---

Part I Contributors (See Specific Instructions.)

(a) No.	(b) Name, address, and ZIP + 4	(c) Aggregate contributions	(d) Type of contribution
1927		\$ 25000.	Person <input checked="" type="checkbox"/> Payroll <input type="checkbox"/> Noncash <input type="checkbox"/> (Complete Part II if there is a noncash contribution.)
1928		\$ 5000.	Person <input checked="" type="checkbox"/> Payroll <input type="checkbox"/> Noncash <input type="checkbox"/> (Complete Part II if there is a noncash contribution.)
1929		\$ 100000.	Person <input checked="" type="checkbox"/> Payroll <input type="checkbox"/> Noncash <input type="checkbox"/> (Complete Part II if there is a noncash contribution.)
1930		\$ 5000.	Person <input checked="" type="checkbox"/> Payroll <input type="checkbox"/> Noncash <input type="checkbox"/> (Complete Part II if there is a noncash contribution.)
1931		\$ 250000.	Person <input checked="" type="checkbox"/> Payroll <input type="checkbox"/> Noncash <input type="checkbox"/> (Complete Part II if there is a noncash contribution.)
1932		\$ 10000.	Person <input checked="" type="checkbox"/> Payroll <input type="checkbox"/> Noncash <input type="checkbox"/> (Complete Part II if there is a noncash contribution.)

Name of organization

Employer identification number

Chamber of Commerce of the USA

53-0045720

Part I Contributors (See Specific Instructions.)

(a) No.	(b) Name, address, and ZIP + 4	(c) Aggregate contributions	(d) Type of contribution
1933		\$ 7500.	Person <input checked="" type="checkbox"/> Payroll <input type="checkbox"/> Noncash <input type="checkbox"/> (Complete Part II if there is a noncash contribution.)
1934		\$ 7500.	Person <input checked="" type="checkbox"/> Payroll <input type="checkbox"/> Noncash <input type="checkbox"/> (Complete Part II if there is a noncash contribution.)
1935		\$ 5000.	Person <input checked="" type="checkbox"/> Payroll <input type="checkbox"/> Noncash <input type="checkbox"/> (Complete Part II if there is a noncash contribution.)
1936		\$ 5000.	Person <input checked="" type="checkbox"/> Payroll <input type="checkbox"/> Noncash <input type="checkbox"/> (Complete Part II if there is a noncash contribution.)
1937		\$ 7425.	Person <input checked="" type="checkbox"/> Payroll <input type="checkbox"/> Noncash <input type="checkbox"/> (Complete Part II if there is a noncash contribution.)
1938		\$ 7500.	Person <input checked="" type="checkbox"/> Payroll <input type="checkbox"/> Noncash <input type="checkbox"/> (Complete Part II if there is a noncash contribution.)

Name of organization

Employer identification number

Chamber of Commerce of the USA

53-0045720

Part I Contributors (See Specific Instructions.)

(a) No.	(b) Name, address, and ZIP + 4	(c) Aggregate contributions	(d) Type of contribution
1939		\$ 10000.	Person <input checked="" type="checkbox"/> Payroll <input type="checkbox"/> Noncash <input type="checkbox"/> (Complete Part II if there is a noncash contribution.)
1940		\$ 100000.	Person <input checked="" type="checkbox"/> Payroll <input type="checkbox"/> Noncash <input type="checkbox"/> (Complete Part II if there is a noncash contribution.)
1941		\$ 100000.	Person <input checked="" type="checkbox"/> Payroll <input type="checkbox"/> Noncash <input type="checkbox"/> (Complete Part II if there is a noncash contribution.)
1942		\$ 15000.	Person <input checked="" type="checkbox"/> Payroll <input type="checkbox"/> Noncash <input type="checkbox"/> (Complete Part II if there is a noncash contribution.)
1943		\$ 10000.	Person <input checked="" type="checkbox"/> Payroll <input type="checkbox"/> Noncash <input type="checkbox"/> (Complete Part II if there is a noncash contribution.)
1944		\$ 100500.	Person <input checked="" type="checkbox"/> Payroll <input type="checkbox"/> Noncash <input type="checkbox"/> (Complete Part II if there is a noncash contribution.)

Name of organization

Employer identification number

Chamber of Commerce of the USA

53-0045720

Part I Contributors (See Specific Instructions.)

(a) No.	(b) Name, address, and ZIP + 4	(c) Aggregate contributions	(d) Type of contribution
1945		\$ 6000.	Person <input checked="" type="checkbox"/> Payroll <input type="checkbox"/> Noncash <input type="checkbox"/> (Complete Part II if there is a noncash contribution.)
1946		\$ 25000.	Person <input checked="" type="checkbox"/> Payroll <input type="checkbox"/> Noncash <input type="checkbox"/> (Complete Part II if there is a noncash contribution.)
1947		\$ 5100.	Person <input checked="" type="checkbox"/> Payroll <input type="checkbox"/> Noncash <input type="checkbox"/> (Complete Part II if there is a noncash contribution.)
1948		\$ 5100.	Person <input checked="" type="checkbox"/> Payroll <input type="checkbox"/> Noncash <input type="checkbox"/> (Complete Part II if there is a noncash contribution.)
1949		\$ 15000.	Person <input checked="" type="checkbox"/> Payroll <input type="checkbox"/> Noncash <input type="checkbox"/> (Complete Part II if there is a noncash contribution.)
1950		\$ 7500.	Person <input checked="" type="checkbox"/> Payroll <input type="checkbox"/> Noncash <input type="checkbox"/> (Complete Part II if there is a noncash contribution.)

Name of organization

Employer identification number

Chamber of Commerce of the USA

53-0045720

Part I Contributors (See Specific Instructions.)

(a) No.	(b) Name, address, and ZIP + 4	(c) Aggregate contributions	(d) Type of contribution
1951		\$ 100000.	Person <input checked="" type="checkbox"/> Payroll <input type="checkbox"/> Noncash <input type="checkbox"/> (Complete Part II if there is a noncash contribution.)
1952		\$ 10000.	Person <input checked="" type="checkbox"/> Payroll <input type="checkbox"/> Noncash <input type="checkbox"/> (Complete Part II if there is a noncash contribution.)
1953		\$ 6000.	Person <input checked="" type="checkbox"/> Payroll <input type="checkbox"/> Noncash <input type="checkbox"/> (Complete Part II if there is a noncash contribution.)
1954		\$ 100000.	Person <input checked="" type="checkbox"/> Payroll <input type="checkbox"/> Noncash <input type="checkbox"/> (Complete Part II if there is a noncash contribution.)
1955		\$ 15000.	Person <input checked="" type="checkbox"/> Payroll <input type="checkbox"/> Noncash <input type="checkbox"/> (Complete Part II if there is a noncash contribution.)
1956		\$ 5000.	Person <input checked="" type="checkbox"/> Payroll <input type="checkbox"/> Noncash <input type="checkbox"/> (Complete Part II if there is a noncash contribution.)

Name of organization

Chamber of Commerce of the USA

Employer identification number

53-0045720

Part I Contributors (See Specific Instructions.)

(a) No.	(b) Name, address, and ZIP + 4	(c) Aggregate contributions	(d) Type of contribution
1957		\$ 6000.	Person <input checked="" type="checkbox"/> Payroll <input type="checkbox"/> Noncash <input type="checkbox"/> (Complete Part II if there is a noncash contribution.)
1958		\$ 10000.	Person <input checked="" type="checkbox"/> Payroll <input type="checkbox"/> Noncash <input type="checkbox"/> (Complete Part II if there is a noncash contribution.)
1959		\$ 150000.	Person <input checked="" type="checkbox"/> Payroll <input type="checkbox"/> Noncash <input type="checkbox"/> (Complete Part II if there is a noncash contribution.)
1960		\$ 10000.	Person <input checked="" type="checkbox"/> Payroll <input type="checkbox"/> Noncash <input type="checkbox"/> (Complete Part II if there is a noncash contribution.)
1961		\$ 5000.	Person <input checked="" type="checkbox"/> Payroll <input type="checkbox"/> Noncash <input type="checkbox"/> (Complete Part II if there is a noncash contribution.)
1962		\$ 10000.	Person <input checked="" type="checkbox"/> Payroll <input type="checkbox"/> Noncash <input type="checkbox"/> (Complete Part II if there is a noncash contribution.)

Name of organization

Employer identification number

Chamber of Commerce of the USA

53-0045720

Part I Contributors (See Specific Instructions.)

(a) No.	(b) Name, address, and ZIP + 4	(c) Aggregate contributions	(d) Type of contribution
1963		\$ 500000.	Person <input checked="" type="checkbox"/> Payroll <input type="checkbox"/> Noncash <input type="checkbox"/> (Complete Part II if there is a noncash contribution.)
1964		\$ 50000.	Person <input checked="" type="checkbox"/> Payroll <input type="checkbox"/> Noncash <input type="checkbox"/> (Complete Part II if there is a noncash contribution.)
1965		\$ 500000.	Person <input checked="" type="checkbox"/> Payroll <input type="checkbox"/> Noncash <input type="checkbox"/> (Complete Part II if there is a noncash contribution.)
1966		\$ 7500.	Person <input checked="" type="checkbox"/> Payroll <input type="checkbox"/> Noncash <input type="checkbox"/> (Complete Part II if there is a noncash contribution.)
1967		\$ 7500.	Person <input checked="" type="checkbox"/> Payroll <input type="checkbox"/> Noncash <input type="checkbox"/> (Complete Part II if there is a noncash contribution.)
1968		\$ 20000.	Person <input checked="" type="checkbox"/> Payroll <input type="checkbox"/> Noncash <input type="checkbox"/> (Complete Part II if there is a noncash contribution.)

Name of organization

Chamber of Commerce of the USA

Employer identification number

53-0045720

Part I Contributors (See Specific Instructions.)

(a) No.	(b) Name, address, and ZIP + 4	(c) Aggregate contributions	(d) Type of contribution
1969		\$ 100000.	Person <input checked="" type="checkbox"/> Payroll <input type="checkbox"/> Noncash <input type="checkbox"/> (Complete Part II if there is a noncash contribution.)
1970		\$ 5000.	Person <input checked="" type="checkbox"/> Payroll <input type="checkbox"/> Noncash <input type="checkbox"/> (Complete Part II if there is a noncash contribution.)
1971		\$ 7480.	Person <input checked="" type="checkbox"/> Payroll <input type="checkbox"/> Noncash <input type="checkbox"/> (Complete Part II if there is a noncash contribution.)
1972		\$ 7480.	Person <input checked="" type="checkbox"/> Payroll <input type="checkbox"/> Noncash <input type="checkbox"/> (Complete Part II if there is a noncash contribution.)
1973		\$ 100000.	Person <input checked="" type="checkbox"/> Payroll <input type="checkbox"/> Noncash <input type="checkbox"/> (Complete Part II if there is a noncash contribution.)
1974		\$ 5500.	Person <input checked="" type="checkbox"/> Payroll <input type="checkbox"/> Noncash <input type="checkbox"/> (Complete Part II if there is a noncash contribution.)

Name of organization

Employer identification number

Chamber of Commerce of the USA

53-0045720

Part I Contributors (See Specific Instructions.)

(a) No.	(b) Name, address, and ZIP + 4	(c) Aggregate contributions	(d) Type of contribution
1975		\$ 50000.	Person <input checked="" type="checkbox"/> Payroll <input type="checkbox"/> Noncash <input type="checkbox"/> (Complete Part II if there is a noncash contribution.)
1976		\$ 10000.	Person <input checked="" type="checkbox"/> Payroll <input type="checkbox"/> Noncash <input type="checkbox"/> (Complete Part II if there is a noncash contribution.)
1977		\$ 10000.	Person <input checked="" type="checkbox"/> Payroll <input type="checkbox"/> Noncash <input type="checkbox"/> (Complete Part II if there is a noncash contribution.)
1978		\$ 5000.	Person <input checked="" type="checkbox"/> Payroll <input type="checkbox"/> Noncash <input type="checkbox"/> (Complete Part II if there is a noncash contribution.)
1979		\$ 9988.	Person <input checked="" type="checkbox"/> Payroll <input type="checkbox"/> Noncash <input type="checkbox"/> (Complete Part II if there is a noncash contribution.)
1980		\$ 4988.	Person <input checked="" type="checkbox"/> Payroll <input type="checkbox"/> Noncash <input type="checkbox"/> (Complete Part II if there is a noncash contribution.)

Name of organization Chamber of Commerce of the USA	Employer identification number 53-0045720
---	---

Part I Contributors (See Specific Instructions.)

(a) No.	(b) Name, address, and ZIP + 4	(c) Aggregate contributions	(d) Type of contribution
1981		\$ <u>4976.</u>	Person <input checked="" type="checkbox"/> Payroll <input type="checkbox"/> Noncash <input type="checkbox"/> (Complete Part II if there is a noncash contribution.)
1982		\$ <u>4976.</u>	Person <input checked="" type="checkbox"/> Payroll <input type="checkbox"/> Noncash <input type="checkbox"/> (Complete Part II if there is a noncash contribution.)
1983		\$ <u>7476.</u>	Person <input checked="" type="checkbox"/> Payroll <input type="checkbox"/> Noncash <input type="checkbox"/> (Complete Part II if there is a noncash contribution.)
1984		\$ <u>8000.</u>	Person <input checked="" type="checkbox"/> Payroll <input type="checkbox"/> Noncash <input type="checkbox"/> (Complete Part II if there is a noncash contribution.)
1985		\$ <u>17500.</u>	Person <input checked="" type="checkbox"/> Payroll <input type="checkbox"/> Noncash <input type="checkbox"/> (Complete Part II if there is a noncash contribution.)
1986		\$ <u>50000.</u>	Person <input checked="" type="checkbox"/> Payroll <input type="checkbox"/> Noncash <input type="checkbox"/> (Complete Part II if there is a noncash contribution.)

Name of organization

Employer identification number

Chamber of Commerce of the USA

53-0045720

Part I Contributors (See Specific Instructions.)

(a) No.	(b) Name, address, and ZIP + 4	(c) Aggregate contributions	(d) Type of contribution
1987		\$ 10000.	Person <input checked="" type="checkbox"/> Payroll <input type="checkbox"/> Noncash <input type="checkbox"/> (Complete Part II if there is a noncash contribution.)
1988		\$ 15000.	Person <input checked="" type="checkbox"/> Payroll <input type="checkbox"/> Noncash <input type="checkbox"/> (Complete Part II if there is a noncash contribution.)
1989		\$ 100000.	Person <input checked="" type="checkbox"/> Payroll <input type="checkbox"/> Noncash <input type="checkbox"/> (Complete Part II if there is a noncash contribution.)
1990		\$ 25000.	Person <input checked="" type="checkbox"/> Payroll <input type="checkbox"/> Noncash <input type="checkbox"/> (Complete Part II if there is a noncash contribution.)
1991		\$ 15000.	Person <input checked="" type="checkbox"/> Payroll <input type="checkbox"/> Noncash <input type="checkbox"/> (Complete Part II if there is a noncash contribution.)
1992		\$ 100000.	Person <input checked="" type="checkbox"/> Payroll <input type="checkbox"/> Noncash <input type="checkbox"/> (Complete Part II if there is a noncash contribution.)

Name of organization

Chamber of Commerce of the USA

Employer identification number

53-0045720

Part I Contributors (See Specific Instructions.)

(a) No.	(b) Name, address, and ZIP + 4	(c) Aggregate contributions	(d) Type of contribution
1993		\$ 10000.	Person <input checked="" type="checkbox"/> Payroll <input type="checkbox"/> Noncash <input type="checkbox"/> (Complete Part II if there is a noncash contribution.)
1994		\$ 2500.	Person <input checked="" type="checkbox"/> Payroll <input type="checkbox"/> Noncash <input type="checkbox"/> (Complete Part II if there is a noncash contribution.)
1995		\$ 5000.	Person <input checked="" type="checkbox"/> Payroll <input type="checkbox"/> Noncash <input type="checkbox"/> (Complete Part II if there is a noncash contribution.)
1996		\$ 7500.	Person <input checked="" type="checkbox"/> Payroll <input type="checkbox"/> Noncash <input type="checkbox"/> (Complete Part II if there is a noncash contribution.)
1997		\$ 10000.	Person <input checked="" type="checkbox"/> Payroll <input type="checkbox"/> Noncash <input type="checkbox"/> (Complete Part II if there is a noncash contribution.)
1998		\$ 35000.	Person <input checked="" type="checkbox"/> Payroll <input type="checkbox"/> Noncash <input type="checkbox"/> (Complete Part II if there is a noncash contribution.)

Name of organization Chamber of Commerce of the USA	Employer identification number 53-0045720
---	---

Part I Contributors (See Specific Instructions.)

(a) No.	(b) Name, address, and ZIP + 4	(c) Aggregate contributions	(d) Type of contribution
1999		\$ 100000.	Person <input checked="" type="checkbox"/> Payroll <input type="checkbox"/> Noncash <input type="checkbox"/> (Complete Part II if there is a noncash contribution.)
2000		\$ 59980.	Person <input checked="" type="checkbox"/> Payroll <input type="checkbox"/> Noncash <input type="checkbox"/> (Complete Part II if there is a noncash contribution.)
2001		\$ 65000.	Person <input checked="" type="checkbox"/> Payroll <input type="checkbox"/> Noncash <input type="checkbox"/> (Complete Part II if there is a noncash contribution.)
2002		\$ 100000.	Person <input checked="" type="checkbox"/> Payroll <input type="checkbox"/> Noncash <input type="checkbox"/> (Complete Part II if there is a noncash contribution.)
2003		\$ 100000.	Person <input checked="" type="checkbox"/> Payroll <input type="checkbox"/> Noncash <input type="checkbox"/> (Complete Part II if there is a noncash contribution.)
2004		\$ 100000.	Person <input checked="" type="checkbox"/> Payroll <input type="checkbox"/> Noncash <input type="checkbox"/> (Complete Part II if there is a noncash contribution.)

Name of organization

Employer identification number

Chamber of Commerce of the USA

53-0045720

Part I Contributors (See Specific Instructions.)

(a) No.	(b) Name, address, and ZIP + 4	(c) Aggregate contributions	(d) Type of contribution
2005		\$ 500000.	Person <input checked="" type="checkbox"/> Payroll <input type="checkbox"/> Noncash <input type="checkbox"/> (Complete Part II if there is a noncash contribution.)
2006		\$ 10000.	Person <input checked="" type="checkbox"/> Payroll <input type="checkbox"/> Noncash <input type="checkbox"/> (Complete Part II if there is a noncash contribution.)
2007		\$ 10000.	Person <input checked="" type="checkbox"/> Payroll <input type="checkbox"/> Noncash <input type="checkbox"/> (Complete Part II if there is a noncash contribution.)
2008		\$ 5500.	Person <input checked="" type="checkbox"/> Payroll <input type="checkbox"/> Noncash <input type="checkbox"/> (Complete Part II if there is a noncash contribution.)
2009		\$ 15000.	Person <input checked="" type="checkbox"/> Payroll <input type="checkbox"/> Noncash <input type="checkbox"/> (Complete Part II if there is a noncash contribution.)
2010		\$ 10000.	Person <input checked="" type="checkbox"/> Payroll <input type="checkbox"/> Noncash <input type="checkbox"/> (Complete Part II if there is a noncash contribution.)

Name of organization

Employer identification number

Chamber of Commerce of the USA

53-0045720

Part I Contributors (See Specific Instructions.)

(a) No.	(b) Name, address, and ZIP + 4	(c) Aggregate contributions	(d) Type of contribution
2011		\$ 6000.	Person <input checked="" type="checkbox"/> Payroll <input type="checkbox"/> Noncash <input type="checkbox"/> (Complete Part II if there is a noncash contribution.)
2012		\$ 7500.	Person <input checked="" type="checkbox"/> Payroll <input type="checkbox"/> Noncash <input type="checkbox"/> (Complete Part II if there is a noncash contribution.)
2013		\$ 7500.	Person <input checked="" type="checkbox"/> Payroll <input type="checkbox"/> Noncash <input type="checkbox"/> (Complete Part II if there is a noncash contribution.)
2014		\$ 5500.	Person <input checked="" type="checkbox"/> Payroll <input type="checkbox"/> Noncash <input type="checkbox"/> (Complete Part II if there is a noncash contribution.)
2015		\$ 25000.	Person <input checked="" type="checkbox"/> Payroll <input type="checkbox"/> Noncash <input type="checkbox"/> (Complete Part II if there is a noncash contribution.)
2016		\$ 10000.	Person <input checked="" type="checkbox"/> Payroll <input type="checkbox"/> Noncash <input type="checkbox"/> (Complete Part II if there is a noncash contribution.)

Name of organization

Employer identification number

Chamber of Commerce of the USA

53-0045720

Part I Contributors (See Specific Instructions.)

(a) No.	(b) Name, address, and ZIP + 4	(c) Aggregate contributions	(d) Type of contribution
2017		\$ 15000.	Person <input checked="" type="checkbox"/> Payroll <input type="checkbox"/> Noncash <input type="checkbox"/> (Complete Part II if there is a noncash contribution.)
2018		\$ 5000.	Person <input checked="" type="checkbox"/> Payroll <input type="checkbox"/> Noncash <input type="checkbox"/> (Complete Part II if there is a noncash contribution.)
2019		\$ 50000.	Person <input checked="" type="checkbox"/> Payroll <input type="checkbox"/> Noncash <input type="checkbox"/> (Complete Part II if there is a noncash contribution.)
2020		\$ 100000.	Person <input checked="" type="checkbox"/> Payroll <input type="checkbox"/> Noncash <input type="checkbox"/> (Complete Part II if there is a noncash contribution.)
2021		\$ 5000.	Person <input checked="" type="checkbox"/> Payroll <input type="checkbox"/> Noncash <input type="checkbox"/> (Complete Part II if there is a noncash contribution.)
2022		\$ 7500.	Person <input checked="" type="checkbox"/> Payroll <input type="checkbox"/> Noncash <input type="checkbox"/> (Complete Part II if there is a noncash contribution.)

Name of organization

Employer identification number

Chamber of Commerce of the USA

53-0045720

Part I Contributors (See Specific Instructions.)

(a) No.	(b) Name, address, and ZIP + 4	(c) Aggregate contributions	(d) Type of contribution
2023		\$ 20000.	Person <input checked="" type="checkbox"/> Payroll <input type="checkbox"/> Noncash <input type="checkbox"/> (Complete Part II if there is a noncash contribution.)
2024		\$ 20000.	Person <input checked="" type="checkbox"/> Payroll <input type="checkbox"/> Noncash <input type="checkbox"/> (Complete Part II if there is a noncash contribution.)
2025		\$ 20000.	Person <input checked="" type="checkbox"/> Payroll <input type="checkbox"/> Noncash <input type="checkbox"/> (Complete Part II if there is a noncash contribution.)
2026		\$ 10000.	Person <input checked="" type="checkbox"/> Payroll <input type="checkbox"/> Noncash <input type="checkbox"/> (Complete Part II if there is a noncash contribution.)
2027		\$ 15000.	Person <input checked="" type="checkbox"/> Payroll <input type="checkbox"/> Noncash <input type="checkbox"/> (Complete Part II if there is a noncash contribution.)
2028		\$ 100000.	Person <input checked="" type="checkbox"/> Payroll <input type="checkbox"/> Noncash <input type="checkbox"/> (Complete Part II if there is a noncash contribution.)

Name of organization Chamber of Commerce of the USA	Employer identification number 53-0045720
---	---

Part I Contributors (See Specific Instructions.)

(a) No.	(b) Name, address, and ZIP + 4	(c) Aggregate contributions	(d) Type of contribution
2029		\$ <u>6000.</u>	Person <input checked="" type="checkbox"/> Payroll <input type="checkbox"/> Noncash <input type="checkbox"/> (Complete Part II if there is a noncash contribution.)
2030		\$ <u>15000.</u>	Person <input checked="" type="checkbox"/> Payroll <input type="checkbox"/> Noncash <input type="checkbox"/> (Complete Part II if there is a noncash contribution.)
2031		\$ <u>2346769.</u>	Person <input checked="" type="checkbox"/> Payroll <input type="checkbox"/> Noncash <input type="checkbox"/> (Complete Part II if there is a noncash contribution.)
2032		\$ <u>15000.</u>	Person <input checked="" type="checkbox"/> Payroll <input type="checkbox"/> Noncash <input type="checkbox"/> (Complete Part II if there is a noncash contribution.)
2033		\$ <u>10000.</u>	Person <input checked="" type="checkbox"/> Payroll <input type="checkbox"/> Noncash <input type="checkbox"/> (Complete Part II if there is a noncash contribution.)
2034		\$ <u>25000.</u>	Person <input checked="" type="checkbox"/> Payroll <input type="checkbox"/> Noncash <input type="checkbox"/> (Complete Part II if there is a noncash contribution.)

Name of organization

Employer identification number

Chamber of Commerce of the USA

53-0045720

Part I Contributors (See Specific Instructions.)

(a) No.	(b) Name, address, and ZIP + 4	(c) Aggregate contributions	(d) Type of contribution
2035		\$ 25000.	Person <input checked="" type="checkbox"/> Payroll <input type="checkbox"/> Noncash <input type="checkbox"/> (Complete Part II if there is a noncash contribution.)
2036		\$ 7500.	Person <input checked="" type="checkbox"/> Payroll <input type="checkbox"/> Noncash <input type="checkbox"/> (Complete Part II if there is a noncash contribution.)
2037		\$ 10000.	Person <input checked="" type="checkbox"/> Payroll <input type="checkbox"/> Noncash <input type="checkbox"/> (Complete Part II if there is a noncash contribution.)
2038		\$ 100000.	Person <input checked="" type="checkbox"/> Payroll <input type="checkbox"/> Noncash <input type="checkbox"/> (Complete Part II if there is a noncash contribution.)
2039		\$ 21000.	Person <input checked="" type="checkbox"/> Payroll <input type="checkbox"/> Noncash <input type="checkbox"/> (Complete Part II if there is a noncash contribution.)
2040		\$ 10000.	Person <input checked="" type="checkbox"/> Payroll <input type="checkbox"/> Noncash <input type="checkbox"/> (Complete Part II if there is a noncash contribution.)

Name of organization

Chamber of Commerce of the USA

Employer identification number

53-0045720

Part I Contributors (See Specific Instructions.)

(a) No.	(b) Name, address, and ZIP + 4	(c) Aggregate contributions	(d) Type of contribution
2041		\$ 7488.	Person <input checked="" type="checkbox"/> Payroll <input type="checkbox"/> Noncash <input type="checkbox"/> (Complete Part II if there is a noncash contribution.)
2042		\$ 5000.	Person <input checked="" type="checkbox"/> Payroll <input type="checkbox"/> Noncash <input type="checkbox"/> (Complete Part II if there is a noncash contribution.)
2043		\$ 125000.	Person <input checked="" type="checkbox"/> Payroll <input type="checkbox"/> Noncash <input type="checkbox"/> (Complete Part II if there is a noncash contribution.)
2044		\$ 7500.	Person <input checked="" type="checkbox"/> Payroll <input type="checkbox"/> Noncash <input type="checkbox"/> (Complete Part II if there is a noncash contribution.)
2045		\$ 238204.	Person <input checked="" type="checkbox"/> Payroll <input type="checkbox"/> Noncash <input type="checkbox"/> (Complete Part II if there is a noncash contribution.)
2046		\$ 257260.	Person <input checked="" type="checkbox"/> Payroll <input type="checkbox"/> Noncash <input type="checkbox"/> (Complete Part II if there is a noncash contribution.)

Name of organization

Employer identification number

Chamber of Commerce of the USA

53-0045720

Part I Contributors (See Specific Instructions.)

(a) No.	(b) Name, address, and ZIP + 4	(c) Aggregate contributions	(d) Type of contribution
2047		\$ 277841.	Person <input checked="" type="checkbox"/> Payroll <input type="checkbox"/> Noncash <input type="checkbox"/> (Complete Part II if there is a noncash contribution.)
2048		\$ 300069.	Person <input checked="" type="checkbox"/> Payroll <input type="checkbox"/> Noncash <input type="checkbox"/> (Complete Part II if there is a noncash contribution.)
2049		\$ 350000.	Person <input checked="" type="checkbox"/> Payroll <input type="checkbox"/> Noncash <input type="checkbox"/> (Complete Part II if there is a noncash contribution.)
2050		\$ 25000.	Person <input checked="" type="checkbox"/> Payroll <input type="checkbox"/> Noncash <input type="checkbox"/> (Complete Part II if there is a noncash contribution.)
2051		\$ 35000.	Person <input checked="" type="checkbox"/> Payroll <input type="checkbox"/> Noncash <input type="checkbox"/> (Complete Part II if there is a noncash contribution.)
2052		\$ 100000.	Person <input checked="" type="checkbox"/> Payroll <input type="checkbox"/> Noncash <input type="checkbox"/> (Complete Part II if there is a noncash contribution.)

Name of organization

Employer identification number

Chamber of Commerce of the USA

53-0045720

Part I Contributors (See Specific Instructions.)

(a) No.	(b) Name, address, and ZIP + 4	(c) Aggregate contributions	(d) Type of contribution
2053		\$ 100000.	Person <input checked="" type="checkbox"/> Payroll <input type="checkbox"/> Noncash <input type="checkbox"/> (Complete Part II if there is a noncash contribution.)
2054		\$ 5000.	Person <input checked="" type="checkbox"/> Payroll <input type="checkbox"/> Noncash <input type="checkbox"/> (Complete Part II if there is a noncash contribution.)
2055		\$ 5000.	Person <input checked="" type="checkbox"/> Payroll <input type="checkbox"/> Noncash <input type="checkbox"/> (Complete Part II if there is a noncash contribution.)
2056		\$ 1500.	Person <input checked="" type="checkbox"/> Payroll <input type="checkbox"/> Noncash <input type="checkbox"/> (Complete Part II if there is a noncash contribution.)
2057		\$ 15000.	Person <input checked="" type="checkbox"/> Payroll <input type="checkbox"/> Noncash <input type="checkbox"/> (Complete Part II if there is a noncash contribution.)
2058		\$ 50000.	Person <input checked="" type="checkbox"/> Payroll <input type="checkbox"/> Noncash <input type="checkbox"/> (Complete Part II if there is a noncash contribution.)

Name of organization

Employer identification number

Chamber of Commerce of the USA

53-0045720

Part I Contributors (See Specific Instructions.)

(a) No.	(b) Name, address, and ZIP + 4	(c) Aggregate contributions	(d) Type of contribution
2059		\$ 34000.	Person <input checked="" type="checkbox"/> Payroll <input type="checkbox"/> Noncash <input type="checkbox"/> (Complete Part II if there is a noncash contribution.)
2060		\$ 100000.	Person <input checked="" type="checkbox"/> Payroll <input type="checkbox"/> Noncash <input type="checkbox"/> (Complete Part II if there is a noncash contribution.)
2061		\$ 5000.	Person <input checked="" type="checkbox"/> Payroll <input type="checkbox"/> Noncash <input type="checkbox"/> (Complete Part II if there is a noncash contribution.)
2062		\$ 200000.	Person <input checked="" type="checkbox"/> Payroll <input type="checkbox"/> Noncash <input type="checkbox"/> (Complete Part II if there is a noncash contribution.)
2063		\$ 100000.	Person <input checked="" type="checkbox"/> Payroll <input type="checkbox"/> Noncash <input type="checkbox"/> (Complete Part II if there is a noncash contribution.)
2064		\$ 7500.	Person <input checked="" type="checkbox"/> Payroll <input type="checkbox"/> Noncash <input type="checkbox"/> (Complete Part II if there is a noncash contribution.)

Name of organization

Chamber of Commerce of the USA

Employer identification number

53-0045720

Part I Contributors (See Specific Instructions.)

(a) No.	(b) Name, address, and ZIP + 4	(c) Aggregate contributions	(d) Type of contribution
2065		\$ 25000.	Person <input checked="" type="checkbox"/> Payroll <input type="checkbox"/> Noncash <input type="checkbox"/> (Complete Part II if there is a noncash contribution.)
2066		\$ 15000.	Person <input checked="" type="checkbox"/> Payroll <input type="checkbox"/> Noncash <input type="checkbox"/> (Complete Part II if there is a noncash contribution.)
2067		\$ 100000.	Person <input checked="" type="checkbox"/> Payroll <input type="checkbox"/> Noncash <input type="checkbox"/> (Complete Part II if there is a noncash contribution.)
2068		\$ 10000.	Person <input checked="" type="checkbox"/> Payroll <input type="checkbox"/> Noncash <input type="checkbox"/> (Complete Part II if there is a noncash contribution.)
2069		\$ 25000.	Person <input checked="" type="checkbox"/> Payroll <input type="checkbox"/> Noncash <input type="checkbox"/> (Complete Part II if there is a noncash contribution.)
2070		\$ 10000.	Person <input checked="" type="checkbox"/> Payroll <input type="checkbox"/> Noncash <input type="checkbox"/> (Complete Part II if there is a noncash contribution.)

Name of organization

Employer identification number

Chamber of Commerce of the USA

53-0045720

Part I Contributors (See Specific Instructions.)

(a) No.	(b) Name, address, and ZIP + 4	(c) Aggregate contributions	(d) Type of contribution
2071		\$ 5000.	Person <input checked="" type="checkbox"/> Payroll <input type="checkbox"/> Noncash <input type="checkbox"/> (Complete Part II if there is a noncash contribution.)
2072		\$ 50000.	Person <input checked="" type="checkbox"/> Payroll <input type="checkbox"/> Noncash <input type="checkbox"/> (Complete Part II if there is a noncash contribution.)
2073		\$ 15000.	Person <input checked="" type="checkbox"/> Payroll <input type="checkbox"/> Noncash <input type="checkbox"/> (Complete Part II if there is a noncash contribution.)
2074		\$ 7500.	Person <input checked="" type="checkbox"/> Payroll <input type="checkbox"/> Noncash <input type="checkbox"/> (Complete Part II if there is a noncash contribution.)
2075		\$ 250000.	Person <input checked="" type="checkbox"/> Payroll <input type="checkbox"/> Noncash <input type="checkbox"/> (Complete Part II if there is a noncash contribution.)
2076		\$ 750000.	Person <input checked="" type="checkbox"/> Payroll <input type="checkbox"/> Noncash <input type="checkbox"/> (Complete Part II if there is a noncash contribution.)

Name of organization

Chamber of Commerce of the USA

Employer identification number

53-0045720

Part I Contributors (See Specific Instructions.)

(a) No.	(b) Name, address, and ZIP + 4	(c) Aggregate contributions	(d) Type of contribution
2077		\$ 7500.	Person <input checked="" type="checkbox"/> Payroll <input type="checkbox"/> Noncash <input type="checkbox"/> (Complete Part II if there is a noncash contribution.)
2078		\$ 30000.	Person <input checked="" type="checkbox"/> Payroll <input type="checkbox"/> Noncash <input type="checkbox"/> (Complete Part II if there is a noncash contribution.)
2079		\$ 10000.	Person <input checked="" type="checkbox"/> Payroll <input type="checkbox"/> Noncash <input type="checkbox"/> (Complete Part II if there is a noncash contribution.)
2080		\$ 1500.	Person <input checked="" type="checkbox"/> Payroll <input type="checkbox"/> Noncash <input type="checkbox"/> (Complete Part II if there is a noncash contribution.)
2081		\$ 10000.	Person <input checked="" type="checkbox"/> Payroll <input type="checkbox"/> Noncash <input type="checkbox"/> (Complete Part II if there is a noncash contribution.)
2082		\$ 5000.	Person <input checked="" type="checkbox"/> Payroll <input type="checkbox"/> Noncash <input type="checkbox"/> (Complete Part II if there is a noncash contribution.)

Name of organization Chamber of Commerce of the USA	Employer identification number 53-0045720
---	---

Part I Contributors (See Specific Instructions.)

(a) No.	(b) Name, address, and ZIP + 4	(c) Aggregate contributions	(d) Type of contribution
2083		\$ <u>7500.</u>	Person <input checked="" type="checkbox"/> Payroll <input type="checkbox"/> Noncash <input type="checkbox"/> (Complete Part II if there is a noncash contribution.)
2084		\$ <u>7500.</u>	Person <input checked="" type="checkbox"/> Payroll <input type="checkbox"/> Noncash <input type="checkbox"/> (Complete Part II if there is a noncash contribution.)
2085		\$ <u>100000.</u>	Person <input checked="" type="checkbox"/> Payroll <input type="checkbox"/> Noncash <input type="checkbox"/> (Complete Part II if there is a noncash contribution.)
2086		\$ <u>15000.</u>	Person <input checked="" type="checkbox"/> Payroll <input type="checkbox"/> Noncash <input type="checkbox"/> (Complete Part II if there is a noncash contribution.)
2087		\$ <u>10000.</u>	Person <input checked="" type="checkbox"/> Payroll <input type="checkbox"/> Noncash <input type="checkbox"/> (Complete Part II if there is a noncash contribution.)
2088		\$ <u>100000.</u>	Person <input checked="" type="checkbox"/> Payroll <input type="checkbox"/> Noncash <input type="checkbox"/> (Complete Part II if there is a noncash contribution.)

Name of organization

Chamber of Commerce of the USA

Employer identification number

53-0045720

Part I Contributors (See Specific Instructions.)

(a) No.	(b) Name, address, and ZIP + 4	(c) Aggregate contributions	(d) Type of contribution
2089		\$ 15000.	Person <input checked="" type="checkbox"/> Payroll <input type="checkbox"/> Noncash <input type="checkbox"/> (Complete Part II if there is a noncash contribution.)
2090		\$ 100000.	Person <input checked="" type="checkbox"/> Payroll <input type="checkbox"/> Noncash <input type="checkbox"/> (Complete Part II if there is a noncash contribution.)
2091		\$ 50000.	Person <input checked="" type="checkbox"/> Payroll <input type="checkbox"/> Noncash <input type="checkbox"/> (Complete Part II if there is a noncash contribution.)
2092		\$ 10000.	Person <input checked="" type="checkbox"/> Payroll <input type="checkbox"/> Noncash <input type="checkbox"/> (Complete Part II if there is a noncash contribution.)
2093		\$ 2500.	Person <input checked="" type="checkbox"/> Payroll <input type="checkbox"/> Noncash <input type="checkbox"/> (Complete Part II if there is a noncash contribution.)
2094		\$ 50000.	Person <input checked="" type="checkbox"/> Payroll <input type="checkbox"/> Noncash <input type="checkbox"/> (Complete Part II if there is a noncash contribution.)

Name of organization

Employer identification number

Chamber of Commerce of the USA

53-0045720

Part I Contributors (See Specific Instructions.)

(a) No.	(b) Name, address, and ZIP + 4	(c) Aggregate contributions	(d) Type of contribution
2095		\$ 60000.	Person <input checked="" type="checkbox"/> Payroll <input type="checkbox"/> Noncash <input type="checkbox"/> (Complete Part II if there is a noncash contribution.)
2096		\$ 50000.	Person <input checked="" type="checkbox"/> Payroll <input type="checkbox"/> Noncash <input type="checkbox"/> (Complete Part II if there is a noncash contribution.)
2097		\$ 5000.	Person <input checked="" type="checkbox"/> Payroll <input type="checkbox"/> Noncash <input type="checkbox"/> (Complete Part II if there is a noncash contribution.)
2098		\$ 7500.	Person <input checked="" type="checkbox"/> Payroll <input type="checkbox"/> Noncash <input type="checkbox"/> (Complete Part II if there is a noncash contribution.)
2099		\$ 6325.	Person <input checked="" type="checkbox"/> Payroll <input type="checkbox"/> Noncash <input type="checkbox"/> (Complete Part II if there is a noncash contribution.)
2100		\$ 12000.	Person <input checked="" type="checkbox"/> Payroll <input type="checkbox"/> Noncash <input type="checkbox"/> (Complete Part II if there is a noncash contribution.)

Name of organization

Chamber of Commerce of the USA

Employer identification number

53-0045720

Part I Contributors (See Specific Instructions.)

(a) No.	(b) Name, address, and ZIP + 4	(c) Aggregate contributions	(d) Type of contribution
2101		\$ 60000.	Person <input checked="" type="checkbox"/> Payroll <input type="checkbox"/> Noncash <input type="checkbox"/> (Complete Part II if there is a noncash contribution.)
2102		\$ 5000.	Person <input checked="" type="checkbox"/> Payroll <input type="checkbox"/> Noncash <input type="checkbox"/> (Complete Part II if there is a noncash contribution.)
2103		\$ 9500.	Person <input checked="" type="checkbox"/> Payroll <input type="checkbox"/> Noncash <input type="checkbox"/> (Complete Part II if there is a noncash contribution.)
2104		\$ 3500.	Person <input checked="" type="checkbox"/> Payroll <input type="checkbox"/> Noncash <input type="checkbox"/> (Complete Part II if there is a noncash contribution.)
2105		\$ 3500.	Person <input checked="" type="checkbox"/> Payroll <input type="checkbox"/> Noncash <input type="checkbox"/> (Complete Part II if there is a noncash contribution.)
2106		\$ 5000.	Person <input checked="" type="checkbox"/> Payroll <input type="checkbox"/> Noncash <input type="checkbox"/> (Complete Part II if there is a noncash contribution.)

Name of organization Chamber of Commerce of the USA	Employer identification number 53-0045720
---	---

Part I Contributors (See Specific Instructions.)

(a) No.	(b) Name, address, and ZIP + 4	(c) Aggregate contributions	(d) Type of contribution
2107		\$ 25000.	Person <input checked="" type="checkbox"/> Payroll <input type="checkbox"/> Noncash <input type="checkbox"/> (Complete Part II if there is a noncash contribution.)
2108		\$ 5000.	Person <input checked="" type="checkbox"/> Payroll <input type="checkbox"/> Noncash <input type="checkbox"/> (Complete Part II if there is a noncash contribution.)
2109		\$ 10000.	Person <input checked="" type="checkbox"/> Payroll <input type="checkbox"/> Noncash <input type="checkbox"/> (Complete Part II if there is a noncash contribution.)
2110		\$ 100000.	Person <input checked="" type="checkbox"/> Payroll <input type="checkbox"/> Noncash <input type="checkbox"/> (Complete Part II if there is a noncash contribution.)
2111		\$ 2500.	Person <input checked="" type="checkbox"/> Payroll <input type="checkbox"/> Noncash <input type="checkbox"/> (Complete Part II if there is a noncash contribution.)
2112		\$ 2500.	Person <input checked="" type="checkbox"/> Payroll <input type="checkbox"/> Noncash <input type="checkbox"/> (Complete Part II if there is a noncash contribution.)

Name of organization

Chamber of Commerce of the USA

Employer identification number

53-0045720

Part I Contributors (See Specific Instructions.)

(a) No.	(b) Name, address, and ZIP + 4	(c) Aggregate contributions	(d) Type of contribution
2113		\$ 2500.	Person <input checked="" type="checkbox"/> Payroll <input type="checkbox"/> Noncash <input type="checkbox"/> (Complete Part II if there is a noncash contribution.)
2114		\$ 15000.	Person <input checked="" type="checkbox"/> Payroll <input type="checkbox"/> Noncash <input type="checkbox"/> (Complete Part II if there is a noncash contribution.)
2115		\$ 7500.	Person <input checked="" type="checkbox"/> Payroll <input type="checkbox"/> Noncash <input type="checkbox"/> (Complete Part II if there is a noncash contribution.)
2116		\$ 10000.	Person <input checked="" type="checkbox"/> Payroll <input type="checkbox"/> Noncash <input type="checkbox"/> (Complete Part II if there is a noncash contribution.)
2117		\$ 12500.	Person <input checked="" type="checkbox"/> Payroll <input type="checkbox"/> Noncash <input type="checkbox"/> (Complete Part II if there is a noncash contribution.)
2118		\$ 6000.	Person <input checked="" type="checkbox"/> Payroll <input type="checkbox"/> Noncash <input type="checkbox"/> (Complete Part II if there is a noncash contribution.)

Name of organization Chamber of Commerce of the USA	Employer identification number 53-0045720
---	---

Part I Contributors (See Specific Instructions.)

(a) No.	(b) Name, address, and ZIP + 4	(c) Aggregate contributions	(d) Type of contribution
2119		\$ <u>2000.</u>	Person <input checked="" type="checkbox"/> Payroll <input type="checkbox"/> Noncash <input type="checkbox"/> (Complete Part II if there is a noncash contribution.)
2120		\$ <u>7500.</u>	Person <input checked="" type="checkbox"/> Payroll <input type="checkbox"/> Noncash <input type="checkbox"/> (Complete Part II if there is a noncash contribution.)
2121		\$ <u>7500.</u>	Person <input checked="" type="checkbox"/> Payroll <input type="checkbox"/> Noncash <input type="checkbox"/> (Complete Part II if there is a noncash contribution.)
2122		\$ <u>100000.</u>	Person <input checked="" type="checkbox"/> Payroll <input type="checkbox"/> Noncash <input type="checkbox"/> (Complete Part II if there is a noncash contribution.)
2123		\$ <u>5500.</u>	Person <input checked="" type="checkbox"/> Payroll <input type="checkbox"/> Noncash <input type="checkbox"/> (Complete Part II if there is a noncash contribution.)
2124		\$ <u>10000.</u>	Person <input checked="" type="checkbox"/> Payroll <input type="checkbox"/> Noncash <input type="checkbox"/> (Complete Part II if there is a noncash contribution.)

Name of organization Chamber of Commerce of the USA	Employer identification number 53-0045720
---	---

Part I Contributors (See Specific Instructions.)

(a) No.	(b) Name, address, and ZIP + 4	(c) Aggregate contributions	(d) Type of contribution
2125		\$ 12000.	Person <input checked="" type="checkbox"/> Payroll <input type="checkbox"/> Noncash <input type="checkbox"/> (Complete Part II if there is a noncash contribution.)
2126		\$ 100000.	Person <input checked="" type="checkbox"/> Payroll <input type="checkbox"/> Noncash <input type="checkbox"/> (Complete Part II if there is a noncash contribution.)
2127		\$ 7500.	Person <input checked="" type="checkbox"/> Payroll <input type="checkbox"/> Noncash <input type="checkbox"/> (Complete Part II if there is a noncash contribution.)
2128		\$ 5000.	Person <input checked="" type="checkbox"/> Payroll <input type="checkbox"/> Noncash <input type="checkbox"/> (Complete Part II if there is a noncash contribution.)
2129		\$ 10000.	Person <input checked="" type="checkbox"/> Payroll <input type="checkbox"/> Noncash <input type="checkbox"/> (Complete Part II if there is a noncash contribution.)
2130		\$ 5000.	Person <input checked="" type="checkbox"/> Payroll <input type="checkbox"/> Noncash <input type="checkbox"/> (Complete Part II if there is a noncash contribution.)

Name of organization

Employer identification number

Chamber of Commerce of the USA

53-0045720

Part I Contributors (See Specific Instructions.)

(a) No.	(b) Name, address, and ZIP + 4	(c) Aggregate contributions	(d) Type of contribution
2131		\$ 5000.	Person <input checked="" type="checkbox"/> Payroll <input type="checkbox"/> Noncash <input type="checkbox"/> (Complete Part II if there is a noncash contribution.)
2132		\$ 9000.	Person <input checked="" type="checkbox"/> Payroll <input type="checkbox"/> Noncash <input type="checkbox"/> (Complete Part II if there is a noncash contribution.)
2133		\$ 10000.	Person <input checked="" type="checkbox"/> Payroll <input type="checkbox"/> Noncash <input type="checkbox"/> (Complete Part II if there is a noncash contribution.)
2134		\$ 15000.	Person <input checked="" type="checkbox"/> Payroll <input type="checkbox"/> Noncash <input type="checkbox"/> (Complete Part II if there is a noncash contribution.)
2135		\$ 25000.	Person <input checked="" type="checkbox"/> Payroll <input type="checkbox"/> Noncash <input type="checkbox"/> (Complete Part II if there is a noncash contribution.)
2136		\$ 7500.	Person <input checked="" type="checkbox"/> Payroll <input type="checkbox"/> Noncash <input type="checkbox"/> (Complete Part II if there is a noncash contribution.)

Name of organization Chamber of Commerce of the USA	Employer identification number 53-0045720
---	---

Part I Contributors (See Specific Instructions.)

(a) No.	(b) Name, address, and ZIP + 4	(c) Aggregate contributions	(d) Type of contribution
2137		\$ 20000.	Person <input checked="" type="checkbox"/> Payroll <input type="checkbox"/> Noncash <input type="checkbox"/> (Complete Part II if there is a noncash contribution.)
2138		\$ 50000.	Person <input checked="" type="checkbox"/> Payroll <input type="checkbox"/> Noncash <input type="checkbox"/> (Complete Part II if there is a noncash contribution.)
2139		\$ 100000.	Person <input checked="" type="checkbox"/> Payroll <input type="checkbox"/> Noncash <input type="checkbox"/> (Complete Part II if there is a noncash contribution.)
2140		\$ 250000.	Person <input checked="" type="checkbox"/> Payroll <input type="checkbox"/> Noncash <input type="checkbox"/> (Complete Part II if there is a noncash contribution.)
2141		\$ 250000.	Person <input checked="" type="checkbox"/> Payroll <input type="checkbox"/> Noncash <input type="checkbox"/> (Complete Part II if there is a noncash contribution.)
2142		\$ 25000.	Person <input checked="" type="checkbox"/> Payroll <input type="checkbox"/> Noncash <input type="checkbox"/> (Complete Part II if there is a noncash contribution.)

Name of organization

Employer identification number

Chamber of Commerce of the USA

53-0045720

Part I Contributors (See Specific Instructions.)

(a) No.	(b) Name, address, and ZIP + 4	(c) Aggregate contributions	(d) Type of contribution
2143		\$ 100000.	Person <input checked="" type="checkbox"/> Payroll <input type="checkbox"/> Noncash <input type="checkbox"/> (Complete Part II if there is a noncash contribution.)
2144		\$ 40000.	Person <input checked="" type="checkbox"/> Payroll <input type="checkbox"/> Noncash <input type="checkbox"/> (Complete Part II if there is a noncash contribution.)
2145		\$ 100000.	Person <input checked="" type="checkbox"/> Payroll <input type="checkbox"/> Noncash <input type="checkbox"/> (Complete Part II if there is a noncash contribution.)
2146		\$ 6000.	Person <input checked="" type="checkbox"/> Payroll <input type="checkbox"/> Noncash <input type="checkbox"/> (Complete Part II if there is a noncash contribution.)
2147		\$ 7500.	Person <input checked="" type="checkbox"/> Payroll <input type="checkbox"/> Noncash <input type="checkbox"/> (Complete Part II if there is a noncash contribution.)
2148		\$ 5000.	Person <input checked="" type="checkbox"/> Payroll <input type="checkbox"/> Noncash <input type="checkbox"/> (Complete Part II if there is a noncash contribution.)

Name of organization Chamber of Commerce of the USA	Employer identification number 53-0045720
---	---

Part I Contributors (See Specific Instructions.)

(a) No.	(b) Name, address, and ZIP + 4	(c) Aggregate contributions	(d) Type of contribution
2149		\$ 177500.	Person <input checked="" type="checkbox"/> Payroll <input type="checkbox"/> Noncash <input type="checkbox"/> (Complete Part II if there is a noncash contribution.)
2150		\$ 9000.	Person <input checked="" type="checkbox"/> Payroll <input type="checkbox"/> Noncash <input type="checkbox"/> (Complete Part II if there is a noncash contribution.)
2151		\$ 50000.	Person <input checked="" type="checkbox"/> Payroll <input type="checkbox"/> Noncash <input type="checkbox"/> (Complete Part II if there is a noncash contribution.)
2152		\$ 50000.	Person <input checked="" type="checkbox"/> Payroll <input type="checkbox"/> Noncash <input type="checkbox"/> (Complete Part II if there is a noncash contribution.)
2153		\$ 5000.	Person <input checked="" type="checkbox"/> Payroll <input type="checkbox"/> Noncash <input type="checkbox"/> (Complete Part II if there is a noncash contribution.)
2154		\$ 100000.	Person <input checked="" type="checkbox"/> Payroll <input type="checkbox"/> Noncash <input type="checkbox"/> (Complete Part II if there is a noncash contribution.)

Name of organization

Employer identification number

Chamber of Commerce of the USA

53-0045720

Part I Contributors (See Specific Instructions.)

(a) No.	(b) Name, address, and ZIP + 4	(c) Aggregate contributions	(d) Type of contribution
2155		\$ 50000.	Person <input checked="" type="checkbox"/> Payroll <input type="checkbox"/> Noncash <input type="checkbox"/> (Complete Part II if there is a noncash contribution.)
2156		\$ 6000.	Person <input checked="" type="checkbox"/> Payroll <input type="checkbox"/> Noncash <input type="checkbox"/> (Complete Part II if there is a noncash contribution.)
2157		\$ 6000.	Person <input checked="" type="checkbox"/> Payroll <input type="checkbox"/> Noncash <input type="checkbox"/> (Complete Part II if there is a noncash contribution.)
		\$	Person <input type="checkbox"/> Payroll <input type="checkbox"/> Noncash <input type="checkbox"/> (Complete Part II if there is a noncash contribution.)
		\$	Person <input type="checkbox"/> Payroll <input type="checkbox"/> Noncash <input type="checkbox"/> (Complete Part II if there is a noncash contribution.)
		\$	Person <input type="checkbox"/> Payroll <input type="checkbox"/> Noncash <input type="checkbox"/> (Complete Part II if there is a noncash contribution.)

2007 DEPRECIATION AND AMORTIZATION REPORT

Form 990 Page 2

990

Asset No.	Description	Date Acquired	Method	Life	Line No.	Unadjusted Cost Or Basis	Bus % Excl	Reduction In Basis	Basis For Depreciation	Accumulated Depreciation	Current Sec 179	Current Year Deduction
	Current year straight line depreciation			.000	16	0.		0.		27312023.	0.	2711271.
	* Total 990 page 2 Depri									0.27312023.	0.	2711271.

729102 04-21-07

(D) - Asset disposed

* ITC, Section 179, Salvage, Bonus, Commercial Revitalization Deduction, GO Zone

Form 990	Rental Income	Statement	1
Kind and Location of Property	Activity Number	Gross Rental Income	
Meeting rooms	1	392849.	
Audio visual equipment	2	115516.	
Roof rental	3	369442.	
Total to Form 990, Part I, line 6a		877807.	

Form 990	Rental Expenses	Statement	2
Description	Activity Number	Amount	Total
Direct costs for providing AV equipment		245038.	
Admin charges to support AV department		92697.	
- SubTotal -	1		337735.
Direct costs for providing AV equipment		0.	
Admin charges to support AV department		0.	
Total to Form 990, Part I, line 6b			337735.

Form 990	Other Changes in Net Assets or Fund Balances	Statement	3
Description	Amount		
Minimum Pension Reserve Liability Adjustment	4409926.		
Effect of Adoption of FASB Statement 158	-10540000.		
Unrealized Gain	12820.		
Donated services (difference bet rev & exp in deferred rent)	65797.		
Total to Form 990, Part I, line 20			-6051457.

Form 990	Other Expenses			Statement 4
Description	(A) Total	(B) Program Services	(C) Management and General	(D) Fundraising
Public education advertising	5299958.			
Consulting public education/policy	6311316.			
General consulting	4096650.			
Communication				
Related Expenses	319065.			
Contribution to other organizations	1073606.			
Contribution to affiliates	277428.			
Temp Salaries	422217.			
Technology services	7078524.			
Bad Debt Expense	1346000.			
Total to Fm 990, ln 43	26224764.			

Form 990 Statement of Organization's Primary Exempt Purpose Statement 5
Part III

Explanation

The Chamber of Commerce serves its members and the nation's business community by analyzing national economic and social issues and by helping legislators and national leaders to shape policies and proposals to foster the development of American business.

Form 990	Depreciation of Assets Not Held for Investment			Statement 6
Description	Cost or Other Basis	Accumulated Depreciation	Book Value	
Land	1386342.	0.	1386342.	
Building and improvements	31224909.	21153714.	10071195.	
Computers and software	7048016.	6679276.	368740.	
Furniture and Equipment	3116944.	2190303.	926641.	
Total to Form 990, Part IV, ln 57	42776211.	30023293.	12752918.	

Form 990

Other Notes and Loans Payable

Statement 7

Lender's Name Terms of Repayment

PNC Bank Payable on demand

<u>Date of Note</u>	<u>Maturity Date</u>	<u>Original Loan Amount</u>	<u>Interest Rate</u>
07/01/01		0.	7.73%

Security Provided by Borrower Purpose of Loan

75% of Building Value and Capital Campaign Receivables Working Capital Line of Credit at Libor plus 2.5% 12/31 rate 7.73%

Relationship of Lender

Banker to the Chamber of Commerce of the USA

<u>Description of Consideration</u>	<u>FMV of Consideration</u>	<u>Balance Due</u>
Cash	5000000.	5000000.

Lender's Name Terms of Repayment

National Chamber Foundation Payable on demand

<u>Date of Note</u>	<u>Maturity Date</u>	<u>Original Loan Amount</u>	<u>Interest Rate</u>
11/06/03		0.	7.73%

Security Provided by Borrower Purpose of Loan

n/a Working Capital Line of Credit at Libor plus 2.5% 12/31 rate 7.73%

Relationship of Lender

Affiliate of Chamber of Commerce of the USA

<u>Description of Consideration</u>	<u>FMV of Consideration</u>	<u>Balance Due</u>
Cash	18579856.	18579856.

Form 990 Non-Government Securities Statement 8

Security Description	Cost/FMV	Corporate Stocks	Corporate Bonds	Other Publicly Traded Securities	Total Non-Gov't Securities
Mutual Funds	FMV			171179.	171179.
Met Life Stock	FMV	3273.			3273.
AIG Stock	FMV	130300.			130300.
To Form 990, line 54a, Col B		133573.		171179.	304752.

Form 990 Other Revenue Not Included on Form 990 Statement 9

Description	Amount
Affiliated organization revenue consolidated for financial statement purpose	48259892.
Rental expenses to line 6b on 990	337735.
Total to Form 990, Part IV-A	48597627.

Form 990 Other Expenses Not Included on Form 990 Statement 10

Description	Amount
Affiliated organization expense consolidated for financial statement purpose	48227596.
Rental Expenses to line 6b on 990	337735.
Total to Form 990, Part IV-B	48565331.

Form 990 Part V-A - List of Current Officers, Directors, Trustees and Key Employees Statement 11

Name and Address	Title and Avrg Hrs/Wk	Compen- sation	Employee Ben Plan Contrib	Expense Account
Thomas Donohue 1615 H ST NW Washington, DC 20062	President & CEO 40.00	3157188.	19796.	0.
David Chavern 1615 H ST NW Washington, DC 20062	Executive Vice President & COO 40.00	573520.	12599.	0.
Robert Josten 1615 H ST NW Washington, DC 20062	Executive VP 40.00	991653.	20141.	0.
Stan Harrell 1615 H ST NW Washington, DC 20062	Sr VP CFO & CIO 40.00	317697.	22339.	0.
Steven Law 1615 H ST NW Washington, DC 20062	SVP, CLO Gnrl Counsel & Secretary 40.00	389115.	20335.	0.
Gerald L. Shaheen 1615 H ST NW Washington, DC 20062	Chair of the Executive Com 1.00	0.	0.	0.
Paul S. Speranza Jr 1615 H ST NW Washington, DC 20062	Chairman of the Board of D 1.00	0.	0.	0.
Steve Van Andel 1615 H ST NW Washington, DC 20062	Treasurer 1.00	0.	0.	0.
Donald J. Shepard 1615 H ST NW Washington, DC 20062	Vice Chairman Board of Dir 1.00	0.	0.	0.
Larry A. Liebenow 1615 H ST NW Washington, DC 20062	Senior Council 1.00	0.	0.	0.
Jeffrey C. Crowe 1615 H ST NW Washington, DC 20062	Senior Council 1.00	0.	0.	0.

John W. Bachmann 1615 H ST NW Washington, DC 20062	Senior Council 1.00	0.	0.	0.
Maura W. Donahue 1615 H ST NW Washington, DC 20062	Senior Council 1.00	0.	0.	0.
John Amore 1615 H ST NW Washington, DC 20062	Director 1.00	0.	0.	0.
Steven C. Anderson 1615 H ST NW Washington, DC 20062	Director 1.00	0.	0.	0.
George L. Argyros 1615 H ST NW Washington, DC 20062	Director 1.00	0.	0.	0.
Linda N. Awkard 1615 H ST NW Washington, DC 20062	Director 1.00	0.	0.	0.
Richard H. Bagger 1615 H ST NW Washington, DC 20062	Director 1.00	0.	0.	0.
Thomas D. Bell Jr 1615 H ST NW Washington, DC 20062	Director 1.00	0.	0.	0.
Don L. Blankenship 1615 H ST NW Washington, DC 20062	Director 1.00	0.	0.	0.
Mark T. Bobak 1615 H ST NW Washington, DC 20062	Director 1.00	0.	0.	0.
James C. Carter 1615 H ST NW Washington, DC 20062	Director 1.00	0.	0.	0.
John S. Chen 1615 H ST NW Washington, DC 20062	Director 1.00	0.	0.	0.
James W. Cicconi 1615 H ST NW Washington, DC 20062	Director 1.00	0.	0.	0.

Chamber of Commerce of the USA

53-0045720

Harry W. Clark 1615 H ST NW Washington, DC 20062	Director 1.00	0.	0.	0.
Edwin M. Crawford 1615 H ST NW Washington, DC 20062	Director 1.00	0.	0.	0.
Brian D. Dailey 1615 H ST NW Washington, DC 20062	Director 1.00	0.	0.	0.
Brackett B. Denniston 1615 H ST NW Washington, DC 20062	Director 1.00	0.	0.	0.
Brian L. Derksen 1615 H ST NW Washington, DC 20062	Director 1.00	0.	0.	0.
Edward B. Dinan 1615 H ST NW Washington, DC 20062	Director 1.00	0.	0.	0.
Thomas E. Donilon 1615 H ST NW Washington, DC 20062	Director 1.00	0.	0.	0.
Michael L. Ducker 1615 H ST NW Washington, DC 20062	Director 1.00	0.	0.	0.
Dwight H. Evans 1615 H ST NW Washington, DC 20062	Director 1.00	0.	0.	0.
Robert D. Fatovic 1615 H ST NW Washington, DC 20062	Director 1.00	0.	0.	0.
Roger W. Ferguson 1615 H ST NW Washington, DC 20062	Director 1.00	0.	0.	0.
Trevor Fetter 1615 H ST NW Washington, DC 20062	Director 1.00	0.	0.	0.
Lynn L. Franzoi 1615 H ST NW Washington, DC 20062	Director 1.00	0.	0.	0.

Chamber of Commerce of the USA

53-0045720

Mark D. French 1615 H ST NW Washington, DC 20062	Director 1.00	0.	0.	0.
Ted R. French 1615 H ST NW Washington, DC 20062	Director 1.00	0.	0.	0.
Craig L. Fuller 1615 H ST NW Washington, DC 20062	Director 1.00	0.	0.	0.
Walter J. Galvin 1615 H ST NW Washington, DC 20062	Director 1.00	0.	0.	0.
Thomas A. Gottschalk 1615 H ST NW Washington, DC 20062	Director 1.00	0.	0.	0.
Peter T. Grauer 1615 H ST NW Washington, DC 20062	Director 1.00	0.	0.	0.
Shannon L. Greene 1615 H ST NW Washington, DC 20062	Director 1.00	0.	0.	0.
James M. Guyette 1615 H ST NW Washington, DC 20062	Director 1.00	0.	0.	0.
Winthrop M. Hallett III 1615 H ST NW Washington, DC 20062	Director 1.00	0.	0.	0.
Cathy A. Harper 1615 H ST NW Washington, DC 20062	Director 1.00	0.	0.	0.
Shigeru Hayakawa 1615 H ST NW Washington, DC 20062	Director 1.00	0.	0.	0.
James A. Hixon 1615 H ST NW Washington, DC 20062	Director 1.00	0.	0.	0.
Jeffrey D. Holley 1615 H ST NW Washington, DC 20062	Director 1.00	0.	0.	0.

Chamber of Commerce of the USA

53-0045720

Scott L. Holman Sr 1615 H ST NW Washington, DC 20062	Director 1.00	0.	0.	0.
John L. Hopkins 1615 H ST NW Washington, DC 20062	Director 1.00	0.	0.	0.
C.A. Howlett 1615 H ST NW Washington, DC 20062	Director 1.00	0.	0.	0.
Orrin H. Ingram 1615 H ST NW Washington, DC 20062	Director 1.00	0.	0.	0.
Jan L. Jones 1615 H ST NW Washington, DC 20062	Director 1.00	0.	0.	0.
Paul W. Jones 1615 H ST NW Washington, DC 20062	Director 1.00	0.	0.	0.
Fred Kaiser 1615 H ST NW Washington, DC 20062	Director 1.00	0.	0.	0.
Jeff Kelly 1615 H ST NW Washington, DC 20062	Director 1.00	0.	0.	0.
David E. Kepler 1615 H ST NW Washington, DC 20062	Director 1.00	0.	0.	0.
Dan Kirby 1615 H ST NW Washington, DC 20062	Director 1.00	0.	0.	0.
C. Virginia Kirkpatrick 1615 H ST NW Washington, DC 20062	Director 1.00	0.	0.	0.
Paul J. Klaassen 1615 H ST NW Washington, DC 20062	Director 1.00	0.	0.	0.
Greg Lebedev 1615 H ST NW Washington, DC 20062	Director 1.00	0.	0.	0.

Chamber of Commerce of the USA

53-0045720

Thomas C. Leppert 1615 H ST NW Washington, DC 20062	Director 1.00	0.	0.	0.
William G. Little 1615 H ST NW Washington, DC 20062	Director 1.00	0.	0.	0.
Mark Loughridge 1615 H ST NW Washington, DC 20062	Director 1.00	0.	0.	0.
Wes W Lucas 1615 H ST NW Washington, DC 20062	Director 1.00	0.	0.	0.
Gary M. Mabrey III 1615 H ST NW Washington, DC 20062	Director 1.00	0.	0.	0.
Robert D. MacDonald 1615 H ST NW Washington, DC 20062	Director 1.00	0.	0.	0.
Michael D. Maves 1615 H ST NW Washington, DC 20062	Director 1.00	0.	0.	0.
Richard H. McClure 1615 H ST NW Washington, DC 20062	Director 1.00	0.	0.	0.
Joan McCoy 1615 H ST NW Washington, DC 20062	Director 1.00	0.	0.	0.
James W. Mendenhall 1615 H ST NW Washington, DC 20062	Director 1.00	0.	0.	0.
Gerard K. Meuchner 1615 H ST NW Washington, DC 20062	Director 1.00	0.	0.	0.
David L. Miller 1615 H ST NW Washington, DC 20062	Director 1.00	0.	0.	0.
Robert S. Milligan 1615 H ST NW Washington, DC 20062	Director 1.00	0.	0.	0.

Chamber of Commerce of the USA

53-0045720

Ronald T. Monford 1615 H ST NW Washington, DC 20062	Director 1.00	0.	0.	0.
David F. Moxam 1615 H ST NW Washington, DC 20062	Director 1.00	0.	0.	0.
Ernest J. Mrozek 1615 H ST NW Washington, DC 20062	Director 1.00	0.	0.	0.
Dennis M. Nally 1615 H ST NW Washington, DC 20062	Director 1.00	0.	0.	0.
Daniel P. Neary 1615 H ST NW Washington, DC 20062	Director 1.00	0.	0.	0.
Terry F. Neimeyer 1615 H ST NW Washington, DC 20062	Director 1.00	0.	0.	0.
Dennis E. Nixon 1615 H ST NW Washington, DC 20062	Director 1.00	0.	0.	0.
George Nolen 1615 H ST NW Washington, DC 20062	Director 1.00	0.	0.	0.
Brian O'Hara 1615 H ST NW Washington, DC 20062	Director 1.00	0.	0.	0.
Fredrick D. Palmer 1615 H ST NW Washington, DC 20062	Director 1.00	0.	0.	0.
Rhonda J. Parish 1615 H ST NW Washington, DC 20062	Director 1.00	0.	0.	0.
Manuel J. Perez de la Mesa 1615 H ST NW Washington, DC 20062	Director 1.00	0.	0.	0.
Raymond E. Pinard 1615 H ST NW Washington, DC 20062	Director 1.00	0.	0.	0.

Chamber of Commerce of the USA

53-0045720

James E. Press 1615 H ST NW Washington, DC 20062	Director 1.00	0.	0.	0.
David W. Raisbeck 1615 H ST NW Washington, DC 20062	Director 1.00	0.	0.	0.
Larree M. Renda 1615 H ST NW Washington, DC 20062	Director 1.00	0.	0.	0.
Martin H. Richenhagen 1615 H ST NW Washington, DC 20062	Director 1.00	0.	0.	0.
James E. Rogers 1615 H ST NW Washington, DC 20062	Director 1.00	0.	0.	0.
Raul R. Romero 1615 H ST NW Washington, DC 20062	Director 1.00	0.	0.	0.
John Ruan III 1615 H ST NW Washington, DC 20062	Director 1.00	0.	0.	0.
James E. Rutrough 1615 H ST NW Washington, DC 20062	Director 1.00	0.	0.	0.
Tracy G. Schmidt 1615 H ST NW Washington, DC 20062	Director 1.00	0.	0.	0.
Steven R. Shane 1615 H ST NW Washington, DC 20062	Director 1.00	0.	0.	0.
Rajendra Singh 1615 H ST NW Washington, DC 20062	Director 1.00	0.	0.	0.
Joshua I. Smith 1615 H ST NW Washington, DC 20062	Director 1.00	0.	0.	0.
Charles R. Stamp Jr 1615 H ST NW Washington, DC 20062	Director 1.00	0.	0.	0.

Chamber of Commerce of the USA

53-0045720

David A. Steinberg 1615 H ST NW Washington, DC 20062	Director 1.00	0.	0.	0.
Jeffrey E. Sterba 1615 H ST NW Washington, DC 20062	Director 1.00	0.	0.	0.
Sy Sternberg 1615 H ST NW Washington, DC 20062	Director 1.00	0.	0.	0.
Harland Stonecipher 1615 H ST NW Washington, DC 20062	Director 1.00	0.	0.	0.
Gary J. Taylor 1615 H ST NW Washington, DC 20062	Director 1.00	0.	0.	0.
Larry D. Thompson 1615 H ST NW Washington, DC 20062	Director 1.00	0.	0.	0.
Leon Trammell 1615 H ST NW Washington, DC 20062	Director 1.00	0.	0.	0.
Frank L. Vandersloot 1615 H ST NW Washington, DC 20062	Director 1.00	0.	0.	0.
Steven F. Walker 1615 H ST NW Washington, DC 20062	Director 1.00	0.	0.	0.
William L. Walton 1615 H ST NW Washington, DC 20062	Director 1.00	0.	0.	0.
Edward Wanandi 1615 H ST NW Washington, DC 20062	Director 1.00	0.	0.	0.
H. Thomas Watkins 1615 H ST NW Washington, DC 20062	Director 1.00	0.	0.	0.
William P. Weidner 1615 H ST NW Washington, DC 20062	Director 1.00	0.	0.	0.

Chamber of Commerce of the USA

53-0045720

Ronald E. Weinberg 1615 H ST NW Washington, DC 20062	Director 1.00	0.	0.	0.
James M. Wordsworth 1615 H ST NW Washington, DC 20062	Director 1.00	0.	0.	0.
Dennis R. Wraase 1615 H ST NW Washington, DC 20062	Director 1.00	0.	0.	0.
Totals Included on Form 990, Part V-A		<u>5429173.</u>	<u>95210.</u>	<u>0.</u>

Form 990 Identification of Related Organizations Statement 12
Part VI, Line 80b

<u>Name of Organization</u>	<u>Exempt</u>	<u>NonExempt</u>
Institute for a Competitive Workforce	X	
US Chamber Institute for Legal Reform	X	
National Chamber Foundation	X	
National Chamber Litigation Center	X	
Business Civic Leadership Center	X	
Coalition for Reform	X	
Madison County Record		X

Form 990

Part V-A Officer Compensation from Related Organizations

Statement 13

Officer's Name	Compensation	Employee Benefit Plan Contribution	Expense Account
Mark French - Director	0.	0.	0.

Name of Related Organization	Employer ID Number
National Chamber Foundation	52-6073268

Relationship Between Organizations

Affiliate with common managment

Compensation Description

The National Chamber Foundation paid \$15,000 in fees to Leading Authorities, 1220 L Street NW, Washington, DC 20005 for various services provided by this individual and other support. The organization is not privy to the exact amount of the compensation paid to the individual.

Officer's Name	Compensation	Employee Benefit Plan Contribution	Expense Account
Mark French - Director	0.	0.	0.

Name of Related Organization	Employer ID Number
Chamber of Commerce of the USA	53-0045720

Relationship Between Organizations

Affiliate with common managment

Compensation Description

The Chamber of Commerce of the USA paid \$130,330 to Leading Authorities, 1220 L Street NW, Washington, DC 20005 for various services provided by this individual and other support. The organization is not privy to the exact amount of the compensation paid to the individual.

<u>Officer's Name</u>	<u>Compensation</u>	<u>Employee Benefit Plan Contribution</u>	<u>Expense Account</u>
Mark French - Director	0.	0.	0.

<u>Name of Related Organization</u>	<u>Employer ID Number</u>
Business Civic Leadership Center	52-2246743

Relationship Between Organizations

Affiliate with common managment

Compensation Description

The Business Civic Leadership Center paid \$21,639 to Leading Authorities, 1220 L Street NW, Washington, DC 20005 for various services provided by this individual and other support. The organization is not privy to the exact amount of the compensation paid to the individual.

<u>Officer's Name</u>	<u>Compensation</u>	<u>Employee Benefit Plan Contribution</u>	<u>Expense Account</u>
Mark French - Director	0.	0.	0.

<u>Name of Related Organization</u>	<u>Employer ID Number</u>
Institute for a Competitive Workforce	52-1677141

Relationship Between Organizations

Affiliate with common managment

Compensation Description

Institute for a Competitive Workforce paid \$7,500 to Leading Authorities, 1220 L Street NW, Washington, DC 20005 for various services provided by this individual and other support. The organization is not privy to the exact amount of the compensation paid to the individual.

<u>Officer's Name</u>	<u>Compensation</u>	<u>Employee Benefit Plan Contribution</u>	<u>Expense Account</u>
Craig Fuller	0.	0.	0.

<u>Name of Related Organization</u>	<u>Employer ID Number</u>
US Chamber Institute for Legal Reform	52-2109035

Relationship Between Organizations

Affiliate with common management

Compensation Description

The US Chamber Institute for Legal Reform paid \$157,442 in fees to APCO Worldwide, 1220 L Street NW, Washington, DC 20005 for various services provided by this individual and other support. The organization is not privy to the exact amount of the compensation paid to the individual.

Form 990 Part VIII - Relationship of Activities to Statement 14
 Accomplishment of Exempt Purposes

<u>Line</u>	<u>Explanation of Relationship of Activities</u>
93a	Meetings to educate members on issues affecting the business community
93b	Other activities related to exempt purposes.
93c	Publications to educate business.
103a	Administrative support charges to affiliates that support the
103a	organization's exempt purpose.

Form 990

Transfers From Controlled Organizations

Statement 15

Name and Address of Controlled Entity

Employer ID No

National Chamber Foundation
1615 H St NW
Washington, DC 20062

52-6073268

Description of Transfer

Increase of loan from affiliate

Amount
of Transfer

2015553.

Name and Address of Controlled Entity

Employer ID No

US Chamber Institute for Legal Reform
1615 H St NW
Washington, DC 20062

52-2109035

Description of Transfer

Increase in loan from affiliate

Amount
of Transfer

1224851.

Name and Address of Controlled Entity

US Chamber Institute for Legal Reform
1615 H St NW
Washington, DC 20062

Employer ID No

52-2109035

Description of Transfer

Executive and policy expense reimbursement

Amount
of Transfer

2346769.

Name and Address of Controlled Entity

US Chamber Institute for Legal Reform
1615 H St NW
Washington, DC 20062

Employer ID No

52-2109035

Description of Transfer

Fundraising reimbursement

Amount
of Transfer

1000000.

Name and Address of Controlled Entity

US Chamber Institute for Legal Reform
1615 H St NW
Washington, DC 20062

Employer ID No

52-2109035

Description of Transfer

Admin expense reimbursement

Amount
of Transfer

440000.

Name and Address of Controlled Entity

Employer ID No

National Chamber Foundation
1615 H St NW
Washington, DC 20062

52-6073268

Description of Transfer

Reimbursement for program expenses

Amount
of Transfer

1925967.

Name and Address of Controlled Entity

Employer ID No

National Chamber Foundation
1615 H St NW
Washington, DC 20062

52-6073268

Description of Transfer

Reimbursement for research services

Amount
of Transfer

568058.

Name and Address of Controlled Entity

Employer ID No

National Chamber Foundation
1615 H St NW
Washington, DC 20062

52-6073268

Description of Transfer

Reimbursement for admin services

Amount
of Transfer

400000.

Name and Address of Controlled Entity

National Chamber Foundation
1615 H St NW
Washington, DC 20062

Employer ID No

52-6073268

Description of Transfer

Reimbursement for fundraising services

Amount
of Transfer

60447.

Name and Address of Controlled Entity

Institute for a Competitive Workforce
1615 H St NW
Washington, DC 20062

Employer ID No

52-1677141

Description of Transfer

Reimbursement for admin services

Amount
of Transfer

184216.

Name and Address of Controlled Entity

Institute for a Competitive Workforce
1615 H St NW
Washington, DC 20062

Employer ID No

52-1677141

Description of Transfer

Reimburse for salaries

Amount
of Transfer

56000.

Name and Address of Controlled Entity

Business Civic Leadership Center
1615 H St NW
Washington, DC 20062

Employer ID No

52-2246743

Description of Transfer

Reimburse for admin services

Amount
of Transfer

90000.

Name and Address of Controlled Entity

National Chamber Litigation Center
1615 H St NW
Washington, DC 20062

Employer ID No

52-1085809

Description of Transfer

Reimburse for admin services

Amount
of Transfer

140000.

Total Amount of Transfers from Controlled Organizations

10451861.

Form 990

Description of Transfer
Part XI, Line 106

Statement 16

Name of Controlled Entity

Employer ID

National Chamber Foundation

52-6073268

Description of Transfer

Interest paid on loan

Name of Controlled Entity

Employer ID

US Chamber Institute for Legal Reform

52-2109035

Description of Transfer

Interest paid on loan

Name of Controlled Entity

Employer ID

National Chamber Foundation

52-6073268

Description of Transfer

Contribution to affiliate

Depreciation and Amortization 990
(Including Information on Listed Property)

Department of the Treasury
Internal Revenue Service
Name(s) shown on return

▶ See separate instructions.

▶ Attach to your tax return.

Chamber of Commerce of the USA

Form 990 Page 2

53-0045720

Part II Election To Expense Certain Property Under Section 179 Note: If you have any listed property, complete Part V before you complete Part I.

1	Maximum amount. See the instructions for a higher limit for certain businesses	125000.
2	Total cost of section 179 property placed in service (see instructions)	
3	Threshold cost of section 179 property before reduction in limitation	500000.
4	Reduction in limitation. Subtract line 3 from line 2. If zero or less, enter -0-	
5	Dollar limitation for tax year. Subtract line 4 from line 1. If zero or less, enter -0-. If married filing separately, see instructions	
6	(a) Description of property	(b) Cost (business use only)
		(c) Elected cost
7	Listed property. Enter the amount from line 29	7
8	Total elected cost of section 179 property. Add amounts in column (c), lines 6 and 7	
9	Tentative deduction. Enter the smaller of line 5 or line 8	
10	Carryover of disallowed deduction from line 13 of your 2006 Form 4562	
11	Business income limitation. Enter the smaller of business income (not less than zero) or line 5	
12	Section 179 expense deduction. Add lines 9 and 10, but do not enter more than line 11	
13	Carryover of disallowed deduction to 2008. Add lines 9 and 10, less line 12	13

Part III Special Depreciation Allowance and Other Depreciation (Do not include listed property.)

14	Special allowance for qualified New York Liberty or Gulf Opportunity Zone property (other than listed property) and cellulosic biomass ethanol plant property placed in service during the tax year	
15	Property subject to section 168(f)(1) election	
16	Other depreciation (including ACRS)	2711271.

Part III MACRS Depreciation (Do not include listed property.) (See instructions.)

Section A

17	MACRS deductions for assets placed in service in tax years beginning before 2007	
18	If you are electing to group any assets placed in service during the tax year into one or more general asset accounts, check here	<input type="checkbox"/>

Section B - Assets Placed in Service During 2007 Tax Year Using the General Depreciation System

(a) Classification of property	(b) Month and year placed in service	(c) Basis for depreciation (business/investment use only - see instructions)	(d) Recovery period	(e) Convention	(f) Method	(g) Depreciation deduction
19a 3-year property						
b 5-year property						
c 7-year property						
d 10-year property						
e 15-year property						
f 20-year property						
g 25-year property			25 yrs.		S/L	
h Residential rental property	/		27.5 yrs.	MM	S/L	
i Nonresidential real property	/		39 yrs.	MM	S/L	
	/			MM	S/L	

Section C - Assets Placed in Service During 2007 Tax Year Using the Alternative Depreciation System

(a) Class life	(b) Month and year placed in service	(c) Basis for depreciation (business/investment use only - see instructions)	(d) Recovery period	(e) Convention	(f) Method	(g) Depreciation deduction
20a Class life					S/L	
b 12-year			12 yrs.		S/L	
c 40-year	/		40 yrs.	MM	S/L	

Part IV Summary (see instructions)

21	Listed property. Enter amount from line 28	
22	Total. Add amounts from line 12, lines 14 through 17, lines 19 and 20 in column (g), and line 21. Enter here and on the appropriate lines of your return. Partnerships and S corporations - see instr.	2711271.
23	For assets shown above and placed in service during the current year, enter the portion of the basis attributable to section 263A costs	

Part V **Listed Property** (include automobiles, certain other vehicles, cellular telephones, certain computers, and property used for entertainment, recreation, or amusement.)
Note: For any vehicle for which you are using the standard mileage rate or deducting lease expense, complete only 24a, 24b, columns (a) through (c) of Section A, all of Section B, and Section C if applicable.

Section A - Depreciation and Other Information (Caution: See the instructions for limits for passenger automobiles.)

24a Do you have evidence to support the business/investment use claimed?		<input type="checkbox"/> Yes <input type="checkbox"/> No		24b If "Yes," is the evidence written?		<input type="checkbox"/> Yes <input type="checkbox"/> No		
(a) Type of property (list vehicles first)	(b) Date placed in service	(c) Business/ investment use percentage	(d) Cost or other basis	(e) Basis for depreciation (business/investment use only)	(f) Recovery period	(g) Method/ Convention	(h) Depreciation deduction	(i) Elected section 179 cost
25 Special allowance for qualified Gulf Opportunity Zone property placed in service during the tax year and used more than 50% in a qualified business use							25	
26 Property used more than 50% in a qualified business use:								
		%						
		%						
		%						
27 Property used 50% or less in a qualified business use:								
		%				S/L -		
		%				S/L -		
		%				S/L -		
28 Add amounts in column (h), lines 25 through 27. Enter here and on line 21, page 1							28	
29 Add amounts in column (i), line 26. Enter here and on line 7, page 1								29

Section B - Information on Use of Vehicles

Complete this section for vehicles used by a sole proprietor, partner, or other "more than 5% owner," or related person. If you provided vehicles to your employees, first answer the questions in Section C to see if you meet an exception to completing this section for those vehicles.

	(a) Vehicle		(b) Vehicle		(c) Vehicle		(d) Vehicle		(e) Vehicle		(f) Vehicle	
	Yes	No	Yes	No	Yes	No	Yes	No	Yes	No	Yes	No
30. Total business/investment miles driven during the year (do not include commuting miles)												
31. Total commuting miles driven during the year												
32. Total other personal (noncommuting) miles driven												
33. Total miles driven during the year. Add lines 30 through 32												
34. Was the vehicle available for personal use during off-duty hours?												
35. Was the vehicle used primarily by a more than 5% owner or related person?												
36. Is another vehicle available for personal use?												

Section C - Questions for Employers Who Provide Vehicles for Use by Their Employees

Answer these questions to determine if you meet an exception to completing Section B for vehicles used by employees who are not more than 5% owners or related persons.

37. Do you maintain a written policy statement that prohibits all personal use of vehicles, including commuting, by your employees?	Yes	No
38. Do you maintain a written policy statement that prohibits personal use of vehicles, except commuting, by your employees? See the instructions for vehicles used by corporate officers, directors, or 1% or more owners		
39. Do you treat all use of vehicles by employees as personal use?		
40. Do you provide more than five vehicles to your employees, obtain information from your employees about the use of the vehicles, and retain the information received?		
41. Do you meet the requirements concerning qualified automobile demonstration use?		

Note: If your answer to 37, 38, 39, 40, or 41 is "Yes," do not complete Section B for the covered vehicles.

Part VI **Amortization**

(a) Description of costs	(b) Date amortization begins	(c) Amortizable amount	(d) Code section	(e) Amortization period or percentage	(f) Amortization for this year
42. Amortization of costs that begins during your 2007 tax year:					
43. Amortization of costs that began before your 2007 tax year					43
44. Total. Add amounts in column (f). See the instructions for where to report					44

